



World Health Organization – Regional Office for Eastern Mediterranean

AFP SURVEILLANCE

15-Oct-12

Week 41, ending 14 October 2012

Number 732

Table 1: Acute Flaccid Paralysis (AFP) cases by week of onset

Country	Reported AFP cases by week of onset - Week (41/12) / Ending on : (14/10/12)														
	Total AFP 2010	Total AFP 2011	Total AFP to date, 2012	W 30 29 Jul 12	W 31 05 Aug 12	W 32 12 Aug 12	W 33 19 Aug 12	W 34 26 Aug 12	W 35 02 Sep 12	W 36 09 Sep 12	W 37 16 Sep 12	W 38 23 Sep 12	W 39 30 Sep 12	W 40 07 Oct 12	W 41 14 Oct 12
Afghanistan	1572	1831	1444	30	44	32	17	26	47	33	52	31	28	26	4
Bahrain	10	10	12	0	0	0	0	0	0	0	0	0	0	0	
Djibouti	3	6	5	0	0	0	0	0	0	0	1	0	0		
Egypt	1151	1023	800	18	14	21	7	13	16	19	20	23	22	19	2
Iran	622	603	519	9	13	9	8	16	14	13	9	10	7	2	0
Iraq	489	530	363	9	4	2	4	12	9	4	12	4	5	4	1
Jordan ****	40	30	23	0	1	0	1	0	0	0	0	0	1	0	
Kuwait	24	38	27	0	0	0	0	0	0	1	0	0	1	1	0
Lebanon ****	19	22	22	1	0	0	1	0	1	0	0	0			
Libya	46	35	29	2	0	1	0	0	0	1	0	0	0	0	
Morocco	100	76	53	2	3	2	0	1	0	0	1	0	0		
Oman	33	39	25	0	1	0	0	0	1	0	0	2	0	3	0
Pakistan	5393	5762	3678	90	87	84	68	110	87	88	96	75	56	14	
Palestine ****	15	17	17	2	0	1	0	0	0	0	0	0	2	0	0
Qatar	5	6	12	0	2	0	0	0	0	0	0	1	0	0	0
Saudi Arabia	239	213	172	1	2	6	3	3	2	5	4	1	2	2	0
Somalia	164	172	109	3	2	3	1	2	4	2	1	2	5	2	
Sudan	408	362	311	4	3	8	3	5	14	2	6	7	9	4	0
South Sudan	310	341	239	5	9	10	7	6	6	6	3	3	1	0	
Syria ****	194	168	86	2	4	1	1	0	1	1	3	1	0	0	0
Tunisia	57	47	48	1	0	0	0	3	2	1	0	0	1	0	
U.A.E	18	25	33	1	0	0	0	0	0	2	0	1	0	1	0
Yemen	426	386	382	7	10	9	4	14	12	13	12	20	11	7	0
Total EMR	11338	11742	8409	187	199	189	125	211	216	191	220	181	151	85	7

No data = No report received

Table 2: Confirmed polio cases by month of onset

Country	Total year 2010	Total year 2011	14/10		Confirmed polio cases by month of onset											
			2011	2012	November 2011	December 2011	January 2012	February 2012	March 2012	April 2012	May 2012	June 2012	July 2012	August 2012	September 2012	October 2012
Afghanistan	25	80	52	25	15	10	4	1	1	0	4	3	4	2	5	1
Bahrain	0	0	0	0	0	0	0	0	0	0	0	0	0	0	0	
Djibouti	0	0	0	0	0	0	0	0	0	0	0	0	0	0		
Egypt	0	0	0	0	0	0	0	0	0	0	0	0	0	0		
Iran	0	0	0	0	0	0	0	0	0	0	0	0	0			
Iraq	0	0	0	0	0	0	0	0	0	0	0	0	0	0		
Jordan ****	0	0	0	0	0	0	0	0	0	0	0	0	0	0		
Kuwait	0	0	0	0	0	0	0	0	0	0	0	0	0	0	0	
Lebanon ****	0	0	0	0	0	0	0	0	0	0	0	0	0			
Libya	0	0	0	0	0	0	0	0	0	0	0	0	0	0		
Morocco	0	0	0	0	0	0	0	0	0	0	0	0	0			
Oman	0	0	0	0	0	0	0	0	0	0	0	0	0	0	0	
Pakistan	144	198	144	44	18	21	11	3	1	1	6	2	5	9	6	
Palestine ****	0	0	0	0	0	0	0	0	0	0	0	0	0			
Qatar	0	0	0	0	0	0	0	0	0	0	0	0	0	0		
Saudi Arabia	0	0	0	0	0	0	0	0	0	0	0	0				
Somalia	0	0	0	0	0	0	0	0	0	0	0	0	0			
Sudan	0	0	0	0	0	0	0	0	0	0	0	0	0	0		
South Sudan	0	0	0	0	0	0	0	0	0	0	0	0	0	0		
Syria ****	0	0	0	0	0	0	0	0	0	0	0	0	0	0		
Tunisia	0	0	0	0	0	0	0	0	0	0	0	0	0	0		
U.A.E	0	0	0	0	0	0	0	0	0	0	0	0	0	0		
Yemen	0	0	0	0	0	0	0	0	0	0	0	0	0			
Total EMR	169	278	196	69	33	31	15	4	2	1	10	5	9	11	11	1

**** UNRWA cases are included with those of country of residence



Table 3: Investigation of AFP cases with paralysis onset in 2011 & 2012 up to Week (41/12) / Ending on : (14/10/12)

COUNTRY	2011												2012												Latest line List Date				
	AFP										Specimen		Wild cases ****		AFP											Specimen		Wild cases ****	
	Total AFP cases onset 2011	Case classification					Non polio AFP rate **	AFP cases pending classification > 90 days from onset of paralysis	AFP cases pending classification and lab > 90 days from onset of paralysis	% with *** adequate specimens	Wild P1 Poliovirus	Wild P3 Poliovirus	Total AFP cases onset 2012	Case classification					Annualized Non polio AFP rate **	AFP cases pending classification > 90 days from onset of paralysis	AFP cases pending classification and lab > 90 days from onset of paralysis	% with *** adequate specimens	Wild P1 Poliovirus	Wild P3 Poliovirus					
		Total Confirmed Polio Cases *	Polio Compatible	Pending Classification	Discarded (non polio AFP)	VDPV								Total Confirmed Polio Cases *	Polio Compatible	Pending Classification	Discarded (non polio AFP)	VDPV											
Afghanistan	1831	80	13	0	1737	1	10.0	0	0	92.1	80	0	1444	25	4	93	1322	0	10.3	1	0	92.2	25	0	14/10/2012				
Bahrain	10	0	0	0	10	0	3.8	0	0	90.0	0	0	12	0	0	0	12	0	5.6	0	0	91.7	0	0	07/10/2012				
Djibouti	6	0	0	0	6	0	2.1	0	0	66.7	0	0	5	0	0	2	3	0	2.1	1	0	80.0	0	0	30/09/2012				
Egypt	1023	0	0	0	1022	1	3.3	0	0	92.6	0	0	800	0	0	88	712	0	3.1	0	0	90.4	0	0	13/10/2012				
Iran	603	0	0	0	601	2	3.1	0	0	91.4	0	0	519	0	0	33	486	1	3.4	0	0	92.7	0	0	14/10/2012				
Iraq	530	0	0	0	530	0	3.7	0	0	89.2	0	0	363	0	0	38	325	0	3.2	18	9	89.5	0	0	12/10/2012				
Jordan	30	0	0	0	30	0	1.3	0	0	96.7	0	0	23	0	0	3	20	0	1.2	0	0	87.0	0	0	09/10/2012				
Kuwait	38	0	0	0	38	0	5.1	0	0	92.1	0	0	27	0	0	2	25	0	4.5	0	0	85.2	0	0	07/10/2012				
Lebanon	22	0	0	0	22	0	2.0	0	0	45.5	0	0	22	0	0	13	9	0	2.3	9	0	50.0	0	0	23/09/2012				
Libya	35	0	0	0	35	0	1.7	0	0	100.0	0	0	29	0	0	1	28	0	1.8	0	0	96.6	0	0	13/10/2012				
Morocco	76	0	0	0	76	0	0.8	0	0	80.3	0	0	53	0	0	17	36	0	0.6	8	0	83.0	0	0	05/10/3012				
Oman	39	0	0	0	39	0	5.1	0	0	97.4	0	0	25	0	0	3	22	0	3.9	0	0	100.0	0	0	14/10/2012				
Pakistan	5762	198	31	0	5533	0	7.3	0	0	87.5	196	2	3678	44	0	350	3283	1	6.0	105	4	89.5	42 #	3 #	13/10/2012				
Palestine	17	0	0	0	17	0	1.1	0	0	100.0	0	0	17	0	0	3	14	0	1.3	0	0	94.1	0	0	14/10/2012				
Qatar	6	0	0	0	6	0	2.6	0	0	83.3	0	0	12	0	0	9	3	0	6.5	6	0	91.7	0	0	14/10/2012				
Saudi Arabia	213	0	0	0	213	0	2.5	0	0	99.1	0	0	172	0	0	28	144	0	2.5	0	0	95.3	0	0	14/10/2012				
Somalia	172	0	1	0	162	9	3.4	0	0	98.3	0	0	109	0	1	14	93	1	2.7	2	0	97.2	0	0	12/10/2012				
Sudan	362	0	0	0	362	0	2.4	0	0	96.7	0	0	311	0	0	13	297	1	2.6	0	0	96.5	0	0	14/10/2012				
South Sudan	341	0	0	0	340	1	4.5	0	0	93.3	0	0	239	0	0	20	218	1	3.7	8	0	95.0	0	0	12/10/2012				
Syria	168	0	0	0	168	0	1.7	0	0	93.5	0	0	86	0	0	5	81	0	1.1	0	0	87.2	0	0	14/10/2012				
Tunisia	47	0	0	0	47	0	1.8	0	0	93.6	0	0	48	0	0	3	45	0	2.3	2	0	75.0	0	0	12/10/2012				
U.A.E	25	0	0	0	25	0	2.5	0	0	100.0	0	0	33	0	0	4	29	0	4.1	0	0	100.0	0	0	14/10/2012				
Yemen	386	0	0	0	376	10	3.5	0	0	91.5	0	0	382	0	0	80	300	3	4.1	1	0	95.0	0	0	14/10/2012				
EMR	11742	278	45	0	11395	24	4.8	0	0	90.0	276	2	8409	69	5	822	7507	8	4.4	161	13	91.0	67	3					
2010	11338	169	31	0	11129	10	4.6	0	0	90.9	137	32																	

* Confirmed polio cases refer to wild isolation from AFP cases or from contacts of negative index AFP cases

** Non-polio AFP per 100,000 children <15 years

*** Adequate here refers to two stool specimens collected at least 24 hours apart, within 14 days of paralysis onset

**** AFP cases co infected with P1 and P3 are counted separately as wild isolates

One AFP case in Pakistan had co infection P1 & P3 from 2 contacts P1 & P3



Table 4: Investigation of contacts of AFP cases with paralysis onset in 2012 up to Week (41/12) / Ending on : (14/10/12)

Country	No. of AFP cases	No. of eligible AFP cases for contact sampling*	% of eligible AFP cases with contact samplings	% of eligible AFP cases with 3+ contacts	Total number of Contacts* *	% of contacts under 5 years	% of contacts with specimens collected within 7 days of notification of index	% Contact specimens in lab within 3 days of collection	% Contact specimens positive for NPEV	% Contact specimens positive for Sabin like virus	No. of contacts positive for wild virus	% of wild polio virus isolation from contacts	No. of Contacts positive for VDPVs	No. of -ve index AFP cases identified positive by contact	No. of district identified infected from contacts
Afghanistan	1444	112	87.5	86.6	680	94.3	75.6	30.3	23.0	3.8	2	0.3		2	1
Bahrain	12	1	100.0	0.0	1	0.0	100.0	0.0	0.0	0.0	0	0.0		0	0
Djibouti	5	1	100.0	100.0	8	75.0	100.0	0.0	0.0	50.0	0	0.0		0	0
Egypt	800	83	81.9	81.9	288	78.5	44.8	100.0	22.1	1.5	0	0.0		0	0
Iran	519	38	94.7	84.2	159	78.0	30.2	79.2	2.5	0.6	0	0.0		0	0
Iraq	363	38	71.1	52.6	86	60.5	46.5	69.0	4.8	0.0	0	0.0		0	0
Jordan	23	3	0.0	0.0	0						0			0	0
Kuwait	27	4	75.0	75.0	67	47.8	80.6	100.0	0.0	0.0	0	0.0		0	0
Lebanon	22	11	63.6	36.4	18	11.1	72.2	15.4	15.4	0.0	0	0.0		0	0
Libya	29	1	0.0	0.0	0						0			0	0
Morocco	53	9	55.6	33.3	29	34.5	17.2	96.2	0.0	0.0	0	0.0		0	0
Oman	25	0			93	77.4	96.8	100.0	9.4	1.2	0	0.0		0	0
Pakistan	3678	385	84.7	81.8	1187	90.8	63.4	68.5	26.6	3.3	6	0.5		4	3
Palestine	17	1	0.0	0.0	0						0			0	0
Qatar	12	1	0.0	0.0	0						0			0	0
Saudi Arabia	172	8	75.0	75.0	43	46.5	65.1	63.2	0.0	5.3	0	0.0		0	0
Somalia	109	3	100.0	100.0	322	93.2	99.1	9.8	16.0	4.0	0	0.0		0	0
Sudan	311	11	100.0	100.0	211	79.1	52.6	35.7	12.6	0.5	0	0.0		0	0
South Sudan	239	12	100.0	100.0	685	82.9	91.4	0.9	11.1	0.9	0	0.0		0	0
Syria	86	11	45.5	27.3	18	77.8	16.7	70.6	0.0	0.0	0	0.0		0	0
Tunisia	48	12	66.7	33.3	70	17.1	34.3	46.3	0.0	3.0	0	0.0		0	0
U.A.E.	33	0			0						0			0	0
Yemen	382	19	89.5	84.2	148	58.1	62.8	0.0	17.8	13.9	0	0.0		0	0
Grand Total 2012	8409	764	83.0	78.3	4113	82.9	69.5	46.3	18.0	2.8	8	0.2		6	4
Grand Total 2011	11742	1190	81.5	78.8	6028	85.9	69.8	51.3	18.6	3.8	33	0.6	16	18	9

* Eligible refers to AFP cases with inadequate stool specimens

** Total number of contacts from eligible AFP cases and from other AFP cases as per with country criteria for contact sampling

Last wild contacts in EMRO, 01/01/2012- 14/10/2012

Year	Country	Data Count of wild contacts	Date of Most Recent stool collection
2012	Afghanistan	2	09/09/2012
	Pakistan	6	08/09/2012
	2012 Total	8	09/09/2012



Table 5: Laboratory investigation of AFP cases with paralysis onset in 2012 up to Week (41/12) / Ending on : (14/10/12)

Country	Polio laboratories Sequencing performed by CDC and RIVM laboratories	AFP cases with specimens	Preliminary virus isolation results of AFP cases						Poliovirus intratypic differentiation results #										Indicators				Latest report Date							
			Referred for ITD		NPEV only	Negative	Pending		Type 1			Type 2			Type 3			Discordant pending sequence	NPEV by PCR	Non-EV	Pending ITD	% specimens positive for NPEV*		% AFP cases with culture results within 14 days	% AFP cases with ITD results within 7 days	% AFP cases with ITD results within 45 days of onset**				
			L20B+	L20B+/NPEV			received < / = 14 days	received > 14 days ago	Wild	Sabin	VDPV	Wild	Sabin	VDPV	Wild	Sabin	VDPV													
Afghanistan	RRL Pakistan	1415	93	9	269	1000	44		23	31					6							2	1			17%	100%	99%	97%	12/10/2012
Bahrain	PNL Oman	11			1	10																				6%	100%		82%	15/10/2012
Djibouti	NPL Kenya	5				4		1																		0%		100%		30/09/2012
Egypt***	RRL Egypt	784	18	5	143	570	37	11		11				3								1	5	3		18%	95%	100%	99%	14/10/2012
Iran	NPL Iran	528	21		19	475	13			6				1	1							2		10		3%	99%	100%	98%	13/10/2012
Iraq	RRL Egypt	360	13	1	50	274	10	14						1												14%	100%	100%	50%	12/10/2012
Jordan	RRL Tunisia	23				23																				7%	96%			14/10/2012
Kuwait	RRL Kuwait	34				33	1																			1%	70%		100%	11/10/2012
Lebanon	RRL Egypt	28			2	26																				6%	100%		75%	14/10/2012
Libya	RRL Tunisia	31			1	30																				3%	94%		100%	12/10/2012
Morocco	RRL Tunisia	53				50	1	2																		0%	96%		98%	05/10/2012
Oman	NPL Oman	25	1			21	3			1																11%	100%	100%	100%	15/10/2012
Pakistan	RRL Pakistan	3829	197	23	840	2591	177	1	38	76				27	1	2	97					2	8			20%	100%	99%	98%	12/10/2012
Palestine & UNRWA		17			3	11	2	1																		21%	7%		79%	10/10/2012
Qatar	NPL Oman	13	1			11	1																	1		0%	100%	100%	100%	07/10/2012
Saudi Arabia	NPL Oman	175	6		4	157	5	3		1				4												2%	96%	100%	86%	14/10/2012
Somalia	NPL Kenya	108	7		20	69	4	8		2				2	1		4									21%	2%		97%	12/10/2012
Sudan	RRL Egypt	310	4		39	254	12	1		4				1	1		1					3				13%	93%	100%	100%	14/10/2012
South Sudan	NPL Kenya	238	6		41	181	1	9		1				1	1		5									18%	0%		89%	12/10/2012
Syria	RRL Tunisia	85			2	77	4	2																		2%	97%			10/10/2012
Tunisia	RRL Tunisia	48	2		2	41	3							2			1									2%	95%	50%	91%	12/10/2012
U.A.E	NPL Oman	31				29	2																			0%	100%		90%	15/10/2012
Yemen	RRL Egypt	372	24	5	64	252	25			6				11	1		11	2					5			16%	93%	100%	91%	14/10/2012
Total EMR 2012		8523	393	43	1500	6189	345	53	61	139				59	6	2	188	2	10	19	14				16%	94%	99%	97%		
Total EMR 2011		11586	669	62	2056	8794	1		258	183	2			109	18	2	222		3	6	37	2			16%	94%	98%	94%		

* Specimens from all sources including non-AFP cases, excluding environmental samples

** This indicator reflects surveillance and laboratory activities

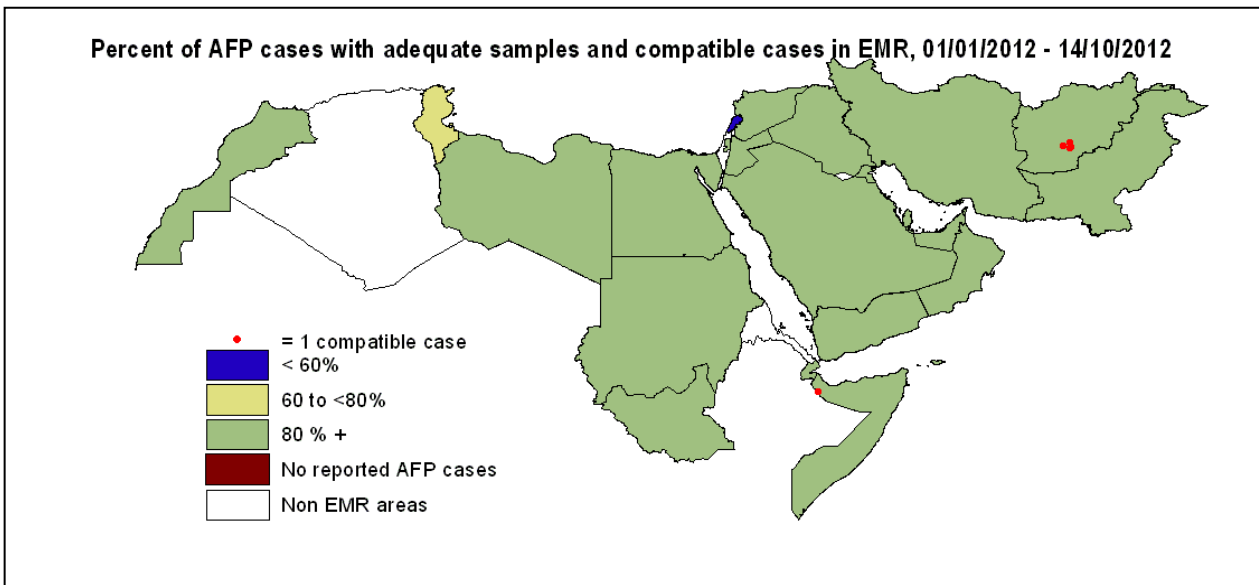
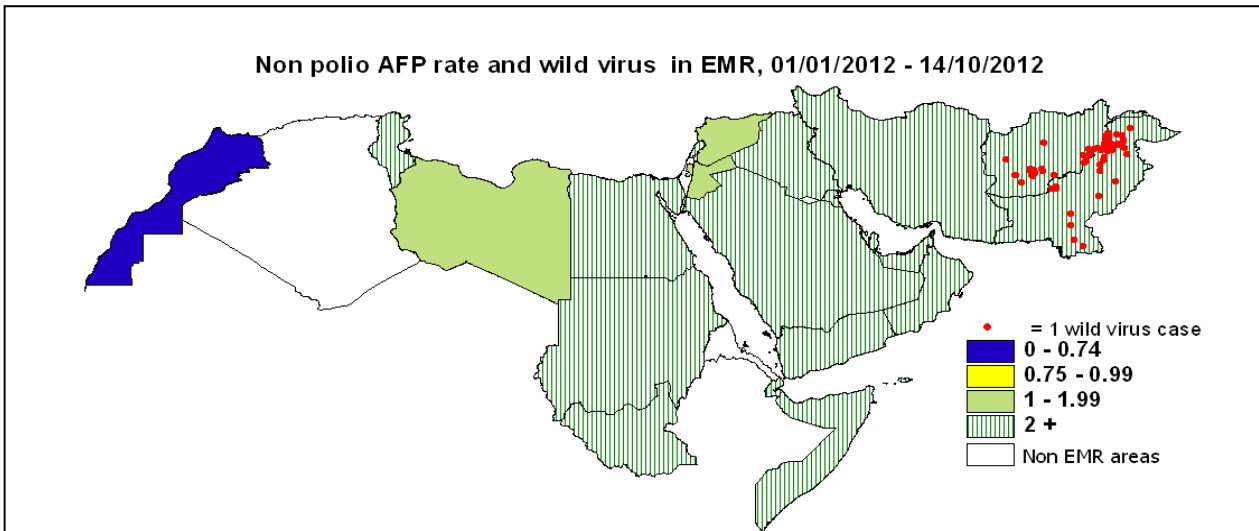
*** Environmental surveillance initiated in Egypt in September 2000 showed the following:

Year	2000	2001	2002	2003	2004	2005	2006	2007	2008	2009	2010	2011	2012	Grand Total
Negative	52	55	136	299	469	499	492	458	444	481	415	448	297	4545
Pending													22	22
Wild	2	75	26	12	13	2			2		1			133
Grand Total	54	130	162	311	482	501	492	458	446	481	416	448	319	4700

In 2008, out of 446 samples, 2 positive for wild virus in Giza governorate (Al Haram Site) genomic sequence data indicate importation from Ethiopia / South Sudan & Cairo governorate (Al Haggana 2) genomic sequence data indicate nearest importation from India. In 2010, 1 positive sample for wild virus in Aswan governorate (Aswan City) genomic sequence data indicate nearest importation from Sudan.

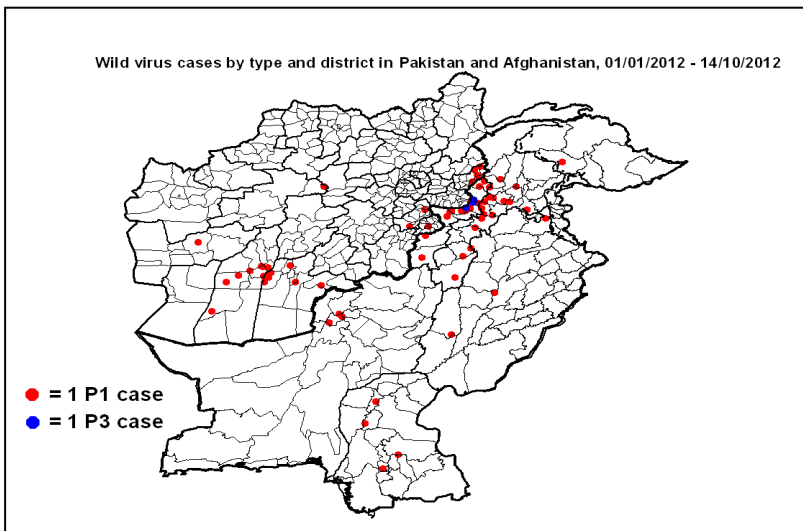
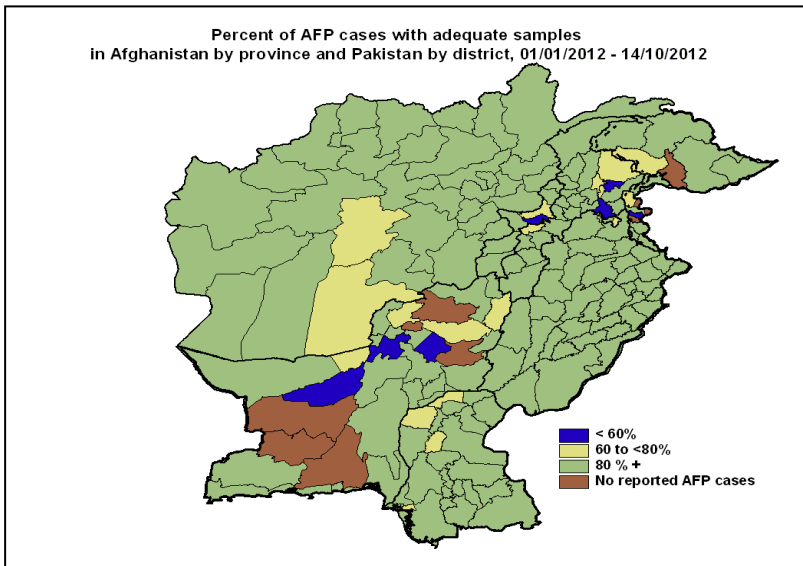
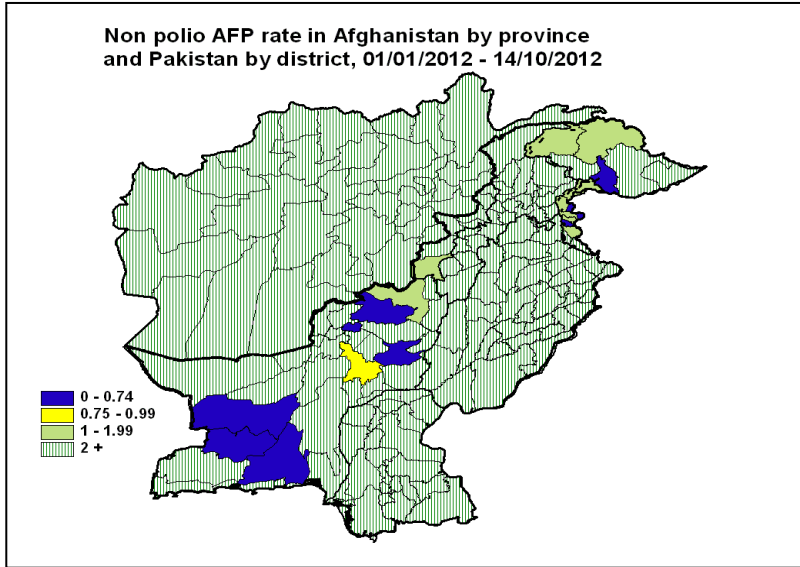
****Environmental surveillance initiated in Pakistan in August 2009 showed the following:

Year	2009				2010							2011							2012							2012								
Status	KHIBALDIA TOWN	KHIGADAP TOWN	KHIGUL SHANE-EQBAL TOWN	LAHORE	KHIBALDIA TOWN	KHIGADAP TOWN	KHIGUL SHANE-EQBAL TOWN	LAHORE	PESHAWAR	RAWALPINDI	QUETTA	MULTAN	KHIBALDIA TOWN	KHIGADAP TOWN	KHIGUL SHANE-EQBAL TOWN	LAHORE	PESHAWAR	RAWALPINDI	QUETTA	MULTAN	KHIBALDIA TOWN	KHIGADAP TOWN	KHIGUL SHANE-EQBAL TOWN	LAHORE	PESHAWAR	RAWALPINDI	QUETTA	MULTAN	SUKKUR	HYDERABAD	FASALABAD			
Negative	9	3	5	10	27	10	11	12	27	2	2	4	9	77	8	8	10	17	5	1	4	15	68	9	13	14	9	4	3	15	21	3	2	93
Negative pending																																		19
Wild	1	8	7	2	18	6	20	12	6	12	5	9	9	79	4	28	14	19	19	11	20	21	136	11	3	16	13	6	2	4	7	3	65	
Grand Total	10	11	12	12	45	16	31	24	33	14	7	13	18	156	12	36	24	36	24	12	24	36	204	9	28	19	28	19	9	19	28	11	4	177



Wild polio cases by country and date of onset of paralysis in EMR, 2012

Year	COUNTRY	P1			P3			P1P3			Total Count	First Case	Last Case
		Count	First Case	Last Case	Count	First Case	Last Case	Count	First Case	Last Case			
2012	AFG	25	01/01/2012	01/10/2012							25	01/01/2012	01/10/2012
	PAK	41	01/01/2012	25/09/2012	2	19/02/2012	18/04/2012	1	04/01/2012	04/01/2012	44	01/01/2012	25/09/2012
2012 Total		66	01/01/2012	01/10/2012	2	19/02/2012	18/04/2012	1	04/01/2012	04/01/2012	69	01/01/2012	01/10/2012




Wild Polio cases by district and date of onset of paralysis, Afghanistan 2012

PROVINCE	DISTRICT	P1		
		Count	First case	Last case
PAKTYA	CHAMKANI	1	01/10/2012	01/10/2012
	JADRAN	1	15/02/2012	15/02/2012
KANDAHAR	MAYWAND	5	18/05/2012	25/09/2012
	KHAKREZ	1	14/03/2012	14/03/2012
	KANDAHAR	1	15/01/2012	15/01/2012
	ARGHISTAN	1	03/01/2012	03/01/2012
KUNAR	MARAWARA	1	21/09/2012	21/09/2012
	BAR KUNAR	2	30/06/2012	21/07/2012
	NARI	1	01/07/2012	01/07/2012
KHOST	MANDO ZAYI	1	14/09/2012	14/09/2012
GHOR	LAL WA SARJANGAL	1	31/08/2012	31/08/2012
HILMAND	SANGIN	1	20/07/2012	20/07/2012
	NAHRI SARRAJ	4	03/05/2012	05/07/2012
	REG (H)	1	28/06/2012	28/06/2012
	NAD ALI	2	01/01/2012	23/01/2012
FARAH	BALA BULUK	1	02/06/2012	02/06/2012
Grand Total		25	01/01/2012	01/10/2012

Maywand P1 case (AFG/08/12/216) was identified as wild by a positive contact with date of stool collection 08/09/2012
Lal Wa Sarjangal P1 case (AFG/03/12/216) was identified as wild by a positive contact with date of stool collection 09/09/2012

Wild Polio cases by district and date of onset of paralysis, Pakistan 2012

DISTRICT	P1			P3			P1P3			Total Count	First case	Last case
	Count	First case	Last case	Count	First case	Last case	Count	First case	Last case			
BAJOUR	3	12/07/2012	25/09/2012							3	12/07/2012	25/09/2012
KURRAM	1	25/09/2012	25/09/2012							1	25/09/2012	25/09/2012
KHYBER	7	06/01/2012	02/07/2012	2	19/02/2012	18/04/2012	1	04/01/2012	04/01/2012	10	04/01/2012	02/07/2012
WAZIR-S	1	13/05/2012	13/05/2012							1	13/05/2012	13/05/2012
WAZIR-N	1	10/02/2012	10/02/2012							1	10/02/2012	10/02/2012
DIRUPPER	1	14/09/2012	14/09/2012							1	14/09/2012	14/09/2012
CHARSADA	2	12/07/2012	13/09/2012							2	12/07/2012	13/09/2012
MARDAN	2	21/07/2012	30/08/2012							2	21/07/2012	30/08/2012
SHANGLA	1	25/08/2012	25/08/2012							1	25/08/2012	25/08/2012
PESHAWAR	3	10/01/2012	23/08/2012							3	10/01/2012	23/08/2012
SWABI	1	22/08/2012	22/08/2012							1	22/08/2012	22/08/2012
HARIPUR	1	20/08/2012	20/08/2012							1	20/08/2012	20/08/2012
KARAK	1	10/08/2012	10/08/2012							1	10/08/2012	10/08/2012
TORGHAR	1	09/08/2012	09/08/2012							1	09/08/2012	09/08/2012
LAKKIMRWT	2	16/01/2012	19/07/2012							2	16/01/2012	19/07/2012
DIKHAN	1	11/01/2012	11/01/2012							1	11/01/2012	11/01/2012
KOHAT	1	11/01/2012	11/01/2012							1	11/01/2012	11/01/2012
NFEROZ	1	09/09/2012	09/09/2012							1	09/09/2012	09/09/2012
LARKANA	1	21/05/2012	21/05/2012							1	21/05/2012	21/05/2012
HYDERABAD	1	27/01/2012	27/01/2012							1	27/01/2012	27/01/2012
MIRPURKHAS	1	03/01/2012	03/01/2012							1	03/01/2012	03/01/2012
RAWALPINDI	1	19/08/2012	19/08/2012							1	19/08/2012	19/08/2012
RAJANPUR	1	21/05/2012	21/05/2012							1	21/05/2012	21/05/2012
JHANG	1	20/01/2012	20/01/2012							1	20/01/2012	20/01/2012
DIAMIR	1	11/08/2012	11/08/2012							1	11/08/2012	11/08/2012
QUETTA	3	01/01/2012	22/06/2012							3	01/01/2012	22/06/2012
	41	01/01/2012	25/09/2012	2	19/02/2012	18/04/2012	1	04/01/2012	04/01/2012	44	01/01/2012	25/09/2012

Khyber P1 case (NW/34/12/005) was identified as wild by a positive contact with date of stool collection 30/01/2012
Khyber P1P3 case (NW/34/12/002) was identified as wild by positive contacts with date of stool collection 30/01/2012
Karak P1 case (NW/51/12/013) was identified as wild by a positive contact with date of stool collection 08/09/2012
Diamir P1 case (NA/31/12/004) was identified as wild by a positive contact with date of stool collection 06/09/2012