



World Health Organization – Regional Office for Eastern Mediterranean

AFP SURVEILLANCE

Week 38, ending 23 September 2012

24-Sep-12

Number 729

Table 1: Acute Flaccid Paralysis (AFP) cases by week of onset

Country	Reported AFP cases by week of onset - Week (38/12) / Ending on : (23/09/12)														
	Total AFP 2010	Total AFP 2011	Total AFP to date, 2012	W 27 08 Jul 12	W 28 15 Jul 12	W 29 22 Jul 12	W 30 29 Jul 12	W 31 05 Aug 12	W 32 12 Aug 12	W 33 19 Aug 12	W 34 26 Aug 12	W 35 02 Sep 12	W 36 09 Sep 12	W 37 16 Sep 12	W 38 23 Sep 12
Afghanistan	1572	1831	1344	42	31	45	30	44	32	18	26	44	30	38	7
Bahrain	10	10	12	0	0	0	0	0	0	0	0	0	0	0	0
Djibouti	3	6	4	0	0	0	0	0	0	0	0	0	0	0	
Egypt	1151	1023	737	13	16	21	18	14	21	7	13	16	19	19	4
Iran	622	603	488	12	14	20	9	13	9	8	16	13	11	1	0
Iraq	489	530	341	10	7	8	9	4	1	4	12	9	4	5	
Jordan ****	40	30	18	0	0	0	0	0	0	0	0	0	0		
Kuwait	24	38	25	0	1	1	0	0	0	0	0	0	1	0	0
Lebanon ****	19	22	22	0	1	1	1	0	0	1	0	1	0	0	0
Libya	46	35	29	0	0	1	2	0	1	0	0	0	1	0	
Morocco	100	76	53	0	1	1	2	3	2	0	1	0	1	0	0
Oman	33	39	21	1	0	0	0	1	0	0	0	1	0	0	1
Pakistan	5393	5762	3302	80	99	102	83	84	72	61	81	69	47	14	
Palestine ****	15	17	15	0	1	2	2	0	1	0	0	0	0	0	0
Qatar	5	6	11	0	0	0	0	2	0	0	0	0	0	0	
Saudi Arabia	239	213	160	3	4	0	1	2	6	3	3	2	2	0	
Somalia	164	172	99	1	4	1	3	2	3	1	2	4	2	0	
Sudan	408	362	288	4	5	6	4	3	8	3	5	14	2	3	0
South Sudan	310	341	220	6	10	6	5	9	9	5	5	2	2	0	
Syria ****	194	168	82	1	0	1	2	4	1	1	0	1	1	0	
Tunisia	57	47	44	3	0	0	1	0	0	0	3	1	0		
U.A.E	18	25	31	0	0	0	1	0	0	0	0	0	2	0	0
Yemen	426	386	344	11	6	7	7	10	9	4	14	12	13	10	2
Total EMR	11338	11742	7690	187	200	223	180	195	175	116	181	189	138	90	14

No data = No report received

Table 2: Confirmed polio cases by month of onset

Country	Total year 2010	Total year 2011	23/09		Confirmed polio cases by month of onset											
			2011	2012	October 2011	November 2011	December 2011	January 2012	February 2012	March 2012	April 2012	May 2012	June 2012	July 2012	August 2012	September 2012
Afghanistan	25	80	38	18	13	15	10	4	1	1	0	4	3	4	1	
Bahrain	0	0	0	0	0	0	0	0	0	0	0	0	0	0	0	
Djibouti	0	0	0	0	0	0	0	0	0	0	0	0	0	0	0	
Egypt	0	0	0	0	0	0	0	0	0	0	0	0	0	0	0	
Iran	0	0	0	0	0	0	0	0	0	0	0	0	0	0	0	
Iraq	0	0	0	0	0	0	0	0	0	0	0	0	0	0	0	
Jordan ****	0	0	0	0	0	0	0	0	0	0	0	0	0	0	0	
Kuwait	0	0	0	0	0	0	0	0	0	0	0	0	0	0	0	
Lebanon ****	0	0	0	0	0	0	0	0	0	0	0	0	0	0	0	
Libya	0	0	0	0	0	0	0	0	0	0	0	0	0	0	0	
Morocco	0	0	0	0	0	0	0	0	0	0	0	0	0	0	0	
Oman	0	0	0	0	0	0	0	0	0	0	0	0	0	0	0	
Pakistan	144	198	112	37	37	18	21	11	3	1	1	6	2	5	7	1
Palestine ****	0	0	0	0	0	0	0	0	0	0	0	0	0	0	0	
Qatar	0	0	0	0	0	0	0	0	0	0	0	0	0	0	0	
Saudi Arabia	0	0	0	0	0	0	0	0	0	0	0	0	0	0	0	
Somalia	0	0	0	0	0	0	0	0	0	0	0	0	0	0	0	
Sudan	0	0	0	0	0	0	0	0	0	0	0	0	0	0	0	
South Sudan	0	0	0	0	0	0	0	0	0	0	0	0	0	0	0	
Syria ****	0	0	0	0	0	0	0	0	0	0	0	0	0	0	0	
Tunisia	0	0	0	0	0	0	0	0	0	0	0	0	0	0	0	
U.A.E	0	0	0	0	0	0	0	0	0	0	0	0	0	0	0	
Yemen	0	0	0	0	0	0	0	0	0	0	0	0	0	0	0	
Total EMR	169	278	150	55	50	33	31	15	4	2	1	10	5	9	8	1

**** UNRWA cases are included with those of country of residence



Table 3: Investigation of AFP cases with paralysis onset in 2011 & 2012 up to Week (38/12) / Ending on : (23/09/12)

COUNTRY	2011												2012												Latest line List Date				
	AFP										Specimen		Wild cases ****		AFP											Specimen		Wild cases ****	
	Total AFP cases onset 2011	Case classification					Non polio AFP rate **	AFP cases pending classification > 90 days from onset of paralysis	AFP cases pending classification and lab > 90 days from onset of paralysis	% with *** adequate specimens	Wild P1 Poliovirus	Wild P3 Poliovirus	Total AFP cases onset 2012	Case classification					Annualized Non polio AFP rate **	AFP cases pending classification > 90 days from onset of paralysis	AFP cases pending classification and lab > 90 days from onset of paralysis	% with *** adequate specimens	Wild P1 Poliovirus	Wild P3 Poliovirus					
		Total Confirmed Polio Cases *	Polio Compatible	Pending Classification	Discarded (non polio AFP)	VDPV								Total Confirmed Polio Cases *	Polio Compatible	Pending Classification	Discarded (non polio AFP)	VDPV											
Afghanistan	1831	80	13	0	1737	1	10.0	0	0	92.1	80	0	1344	18	3	122	1201	0	10.4	3	0	92.3	18	0	23/09/2012				
Bahrain	10	0	0	0	10	0	3.8	0	0	90.0	0	0	12	0	0	0	12	0	6.1	0	0	91.7	0	0	23/09/2012				
Djibouti	6	0	0	0	6	0	2.1	0	0	66.7	0	0	4	0	0	1	3	0	1.8	1	0	75.0	0	0	16/09/2012				
Egypt	1023	0	0	0	1022	1	3.3	0	0	92.6	0	0	737	0	0	93	644	0	3.1	0	0	89.8	0	0	22/09/2012				
Iran	603	0	0	0	601	2	3.1	0	0	91.4	0	0	488	0	0	42	446	1	3.4	0	0	93.0	0	0	23/09/2012				
Iraq	530	0	0	0	530	0	3.7	0	0	89.2	0	0	341	0	0	41	300	0	3.2	19	9	89.4	0	0	22/09/2012				
Jordan	30	0	0	0	30	0	1.3	0	0	96.7	0	0	18	0	0	6	12	0	1.0	5	2	88.9	0	0	13/09/2012				
Kuwait	38	0	0	0	38	0	5.1	0	0	92.1	0	0	25	0	0	2	23	0	4.5	1	0	88.0	0	0	23/09/2012				
Lebanon	22	0	0	0	22	0	2.0	0	0	45.5	0	0	22	0	0	13	9	0	2.5	8	0	50.0	0	0	23/09/2012				
Libya	35	0	0	0	35	0	1.7	0	0	100.0	0	0	29	0	0	1	28	0	1.9	0	0	96.6	0	0	22/09/2012				
Morocco	76	0	0	0	76	0	0.8	0	0	80.3	0	0	53	0	0	18	35	0	0.7	8	0	81.1	0	0	21/09/3012				
Oman	39	0	0	0	39	0	5.1	0	0	97.4	0	0	21	0	0	1	20	0	3.6	0	0	95.2	0	0	23/09/2012				
Pakistan	5762	198	31	0	5533	0	7.3	0	0	87.5	196	2	3302	37	0	249	3016	0	5.8	85	6	89.8	35 #	3 #	22/09/2012				
Palestine	17	0	0	0	17	0	1.1	0	0	100.0	0	0	15	0	0	5	10	0	1.2	1	0	93.3	0	0	23/09/2012				
Qatar	6	0	0	0	6	0	2.6	0	0	83.3	0	0	11	0	0	8	3	0	6.5	6	0	90.9	0	0	16/09/2012				
Saudi Arabia	213	0	0	0	213	0	2.5	0	0	99.1	0	0	160	0	0	22	138	0	2.5	0	0	95.0	0	0	19/09/2012				
Somalia	172	0	1	0	162	9	3.4	0	0	98.3	0	0	99	0	1	10	87	1	2.6	3	0	97.0	0	0	21/09/2012				
Sudan	362	0	0	0	362	0	2.4	0	0	96.7	0	0	288	0	0	16	271	1	2.5	2	0	96.5	0	0	23/09/2012				
South Sudan	341	0	0	0	340	1	4.5	0	0	93.3	0	0	220	0	0	20	199	1	3.6	9	1	95.5	0	0	21/09/2012				
Syria	168	0	0	0	168	0	1.7	0	0	93.5	0	0	82	0	0	7	75	0	1.1	2	0	86.6	0	0	19/09/2012				
Tunisia	47	0	0	0	47	0	1.8	0	0	93.6	0	0	44	0	0	4	40	0	2.3	1	0	75.0	0	0	14/09/2012				
U.A.E	25	0	0	0	25	0	2.5	0	0	100.0	0	0	31	0	0	2	29	0	4.2	0	0	100.0	0	0	23/09/2012				
Yemen	386	0	0	0	376	10	3.5	0	0	91.5	0	0	344	0	0	70	272	2	4.0	1	0	94.5	0	0	23/09/2012				
EMR	11742	278	45	0	11395	24	4.8	0	0	90.0	276	2	7690	55	4	753	6873	6	4.3	155	18	91.0	53	3					
2010	11338	169	31	0	11129	10	4.6	0	0	90.9	137	32																	

* Confirmed polio cases refer to wild isolation from AFP cases or from contacts of negative index AFP cases

** Non-polio AFP per 100,000 children <15 years

*** Adequate here refers to two stool specimens collected at least 24 hours apart, within 14 days of paralysis onset

**** AFP cases co infected with P1 and P3 are counted separately as wild isolates

One AFP case in Pakistan had co infection P1 & P3 from 2 contacts P1 & P3



Table 4: Investigation of contacts of AFP cases with paralysis onset in 2012 up to Week (38/12) / Ending on : (23/09/12)

Country	No. of AFP cases	No. of eligible AFP cases for contact sampling*	% of eligible AFP cases with contact samplings	% of eligible AFP cases with 3+ contacts	Total number of Contacts* *	% of contacts under 5 years	% of contacts with specimens collected within 7 days of notification of index	% Contact specimens in lab within 3 days of collection	% Contact specimens positive for NPEV	% Contact specimens positive for Sabin like virus	No. of contacts positive for wild virus	% of wild polio virus isolation from contacts	No. of Contacts positive for VDPVs	No. of -ve index AFP cases identified positive by contact	No. of district identified infected from contacts
Afghanistan	1344	104	87.5	86.5	606	93.9	74.8	32.4	23.0	3.7	1	0.2		1	0
Bahrain	12	1	100.0	0.0	1	0.0	100.0	0.0	0.0	0.0	0	0.0		0	0
Djibouti	4	1	100.0	100.0	8	75.0	100.0	0.0	0.0	50.0	0	0.0		0	0
Egypt	737	80	78.8	78.8	273	77.7	44.0	100.0	20.5	1.7	0	0.0		0	0
Iran	488	34	94.1	82.4	133	77.4	27.1	77.4	3.0	0.8	0	0.0		0	0
Iraq	341	36	69.4	52.8	81	61.7	45.7	67.1	3.8	0.0	0	0.0		0	0
Jordan	18	2	0.0	0.0	0						0			0	0
Kuwait	25	3	66.7	66.7	66	47.0	66.7	100.0	0.0	0.0	0	0.0		0	0
Lebanon	22	11	63.6	36.4	18	11.1	72.2	15.4	15.4	0.0	0	0.0		0	0
Libya	29	1	0.0	0.0	0						0			0	0
Morocco	53	10	50.0	30.0	29	34.5	17.2	96.2	0.0	0.0	0	0.0		0	0
Oman	21	1	0.0	0.0	93	77.4	80.6	100.0	9.4	1.2	0	0.0		0	0
Pakistan	3302	338	84.6	82.0	1043	90.5	61.4	69.0	25.9	3.6	5	0.5		3	2
Palestine	15	1	0.0	0.0	0						0			0	0
Qatar	11	1	0.0	0.0	0						0			0	0
Saudi Arabia	160	8	75.0	75.0	43	46.5	65.1	63.2	0.0	5.3	0	0.0		0	0
Somalia	99	3	100.0	100.0	296	92.6	99.0	9.6	16.1	3.1	0	0.0		0	0
Sudan	288	10	100.0	100.0	206	79.6	52.4	36.9	13.1	0.6	0	0.0		0	0
South Sudan	220	10	100.0	100.0	629	83.3	90.8	0.9	11.2	1.0	0	0.0		0	0
Syria	82	11	45.5	27.3	18	77.8	16.7	70.6	0.0	0.0	0	0.0		0	0
Tunisia	44	11	54.5	27.3	49	4.1	22.4	45.8	0.0	0.0	0	0.0		0	0
U.A.E.	31	0			0						0			0	0
Yemen	344	19	89.5	84.2	142	56.3	54.9	0.0	15.8	14.7	0	0.0		0	0
Grand Total 2012	7690	696	81.9	77.3	3734	82.4	67.6	46.5	17.6	2.8	6	0.2		4	2
Grand Total 2011	11742	1191	81.5	78.8	6049	85.8	69.5	51.3	18.5	3.8	33	0.6	16	18	9

* Eligible refers to AFP cases with inadequate stool specimens

** Total number of contacts from eligible AFP cases and from other AFP cases as per with country criteria for contact sampling

Last wild contacts in EMRO, 01/01/2012- 23/09/2012

Year	Country	Data Count of wild contacts	Date of Most Recent stool collection
2012	Pakistan	5	08/09/2012
	Afghanistan	1	08/09/2012
2012 Total		6	08/09/2012



Table 5: Laboratory investigation of AFP cases with paralysis onset in 2012 up to Week (38/12) / Ending on : (23/09/12)

Country	Polio laboratories Sequencing performed by CDC and RIVM laboratories	AFP cases with specimens	Preliminary virus isolation results of AFP cases						Poliovirus intratypic differentiation results #										Indicators				Latest report Date				
			Referred for ITD		NPEV only	Negative	Pending		Type 1			Type 2			Type 3			Discordant pending sequence	NPEV by PCR	Non-EV	Pending ITD	% specimens positive for NPEV*		% AFP cases with culture results within 14 days	% AFP cases with ITD results within 7 days	% AFP cases with ITD results within 45 days of onset**	
			L20B+	L20B+/NPEV			received < / = 14 days	received > 14 days ago	Wild	Sabin	VDPV	Wild	Sabin	VDPV	Wild	Sabin	VDPV										
Afghanistan	RRL Pakistan	1277	76	9	248	897	47		17	24				6			47			1			17%	100%	99%	98%	22/09/2012
Bahrain	PNL Oman	11			1	10																	6%	100%		82%	16/09/2012
Djibouti	NPL Kenya	4				4																	0%			100%	16/09/2012
Egypt***	RRL Egypt	727	16	5	135	528	42	1		10				2			7		1	5	3		18%	95%	100%	99%	23/09/2012
Iran	NPL Iran	502	19		19	438	15	11		4			1	1			5		1		10		3%	99%	100%	98%	22/09/2012
Iraq	RRL Egypt	340	10	1	48	249	14	20						1			1						14%	100%	100%	50%	22/09/2012
Jordan	RRL Tunisia	22				22																	7%	95%			23/09/2012
Kuwait	RRL Kuwait	31				31																	1%	68%		100%	13/09/2012
Lebanon	RRL Egypt	40	2		6	30	2							1			1		1				13%	100%	100%	84%	23/09/2012
Libya	RRL Tunisia	31			1	29	1																3%	93%		100%	21/09/2012
Morocco	RRL Tunisia	51				49		2															0%	96%		98%	21/09/2012
Oman	NPL Oman	20	1			19				1													11%	100%	100%	100%	16/09/2012
Pakistan	RRL Pakistan	3482	178	22	759	2379	143	4	32	69			24		2	90		1	8				20%	100%	99%	98%	22/09/2012
Palestine & UNRWA		15			3	11		1															21%	8%		79%	23/09/2012
Qatar	NPL Oman	12	1			11														1			0%	100%	100%	100%	16/09/2012
Saudi Arabia	NPL Oman	161	7		4	146	2	2	1				4			2							2%	96%	100%	83%	15/09/2012
Somalia	NPL Kenya	98	5		20	67	2	5		2			2	1		2							22%	2%		97%	21/09/2012
Sudan	RRL Egypt	287	4		38	232	13			4			1	1		1		3					13%	92%	100%	100%	23/09/2012
South Sudan	NPL Kenya	219	6		36	165	1	11		1			1	1		5							17%	0%		90%	21/09/2012
Syria	RRL Tunisia	79			2	73	4																2%	100%			23/09/2012
Tunisia	RRL Tunisia	44	2		2	39	1						2			1							2%	95%	50%	93%	21/09/2012
U.A.E	NPL Oman	29				29																	0%	100%		90%	16/09/2012
Yemen	RRL Egypt	320	21	5	50	216	26			6			10	1		10	1		4				15%	91%	100%	90%	23/09/2012
Total EMR 2012		7802	348	42	1372	5674	313	57	49	122			55	5	2	172	1	6	19	14		16%	94%	99%	97%		
Total EMR 2011		11585	669	62	2056	8794			258	183	2		109	18	2	222		3	6	37	2		16%	94%	98%	94%	

* Specimens from all sources including non-AFP cases, excluding environmental samples

** This indicator reflects surveillance and laboratory activities

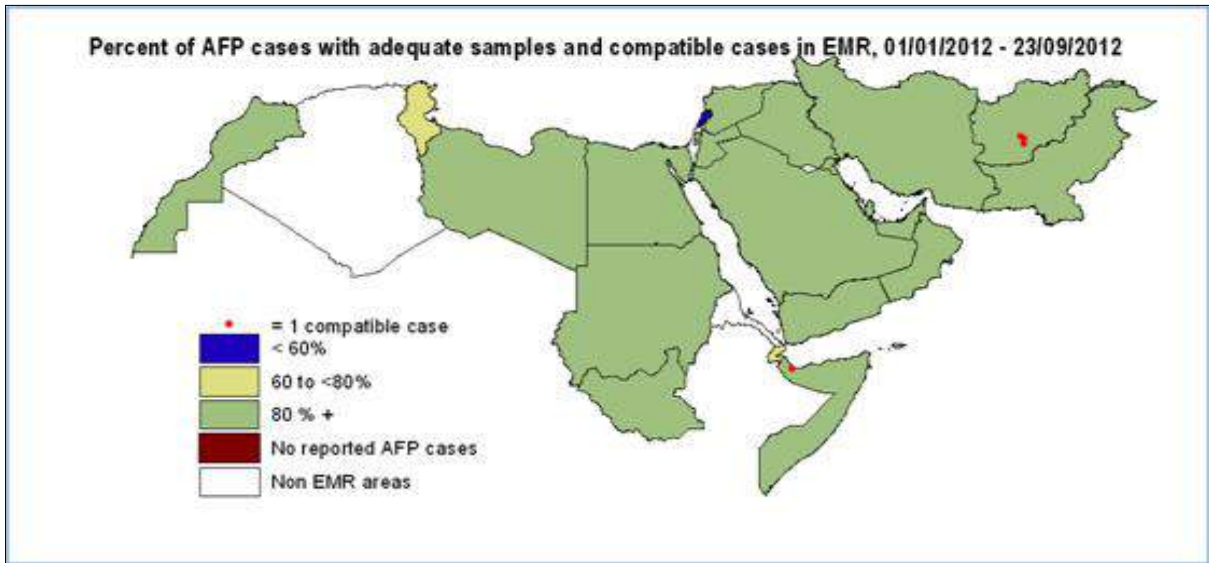
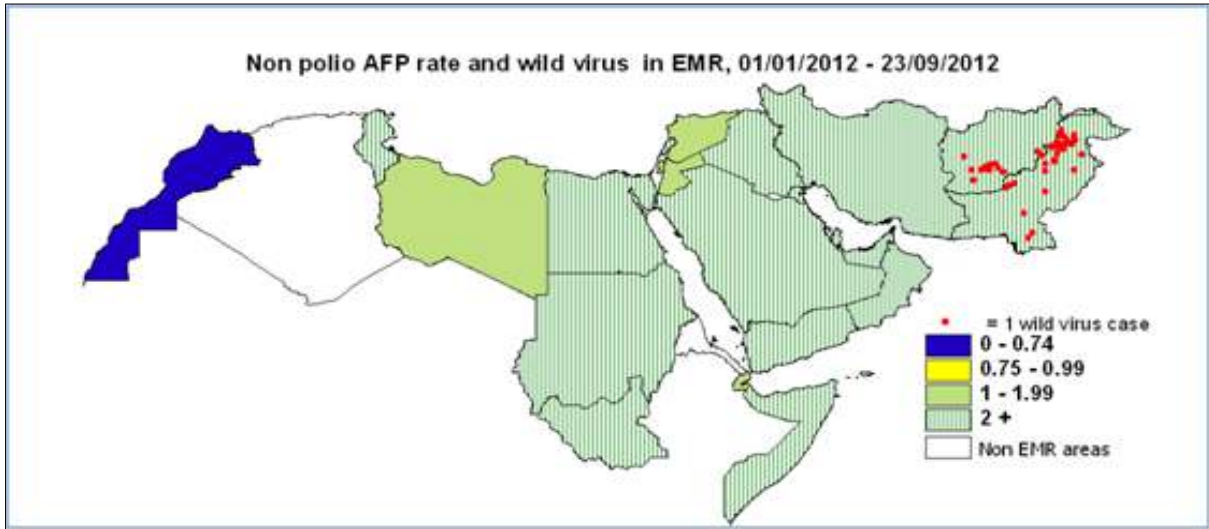
*** Environmental surveillance initiated in Egypt in September 2000 showed the following:

Year	2000	2001	2002	2003	2004	2005	2006	2007	2008	2009	2010	2011	2012	Grand Total
Negative	52	55	136	299	469	499	492	458	444	481	415	448	271	4519
Pending													24	24
Wild	2	75	26	12	13	2		2			1			133
Grand Total	54	130	162	311	482	501	492	458	446	481	416	448	295	4676

In 2008, out of 446 samples, 2 positive for wild virus in Giza governorate (Al Haram Site) genomic sequence data indicate importation from Ethiopia / South Sudan & Cairo governorate (Al Haggana 2) genomic sequence data indicate nearest importation from India. In 2010, 1 positive sample for wild virus in Aswan governorate (Aswan City) genomic sequence data indicate nearest importation from Sudan.

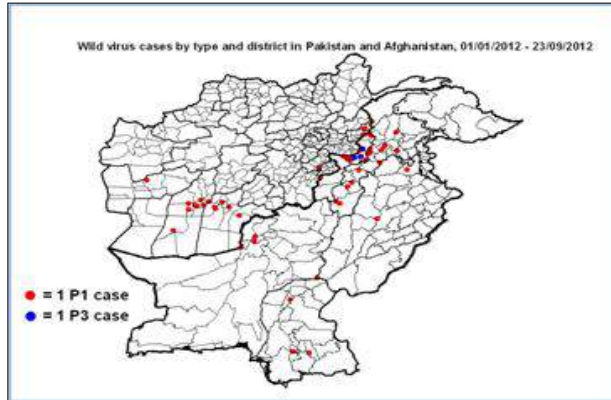
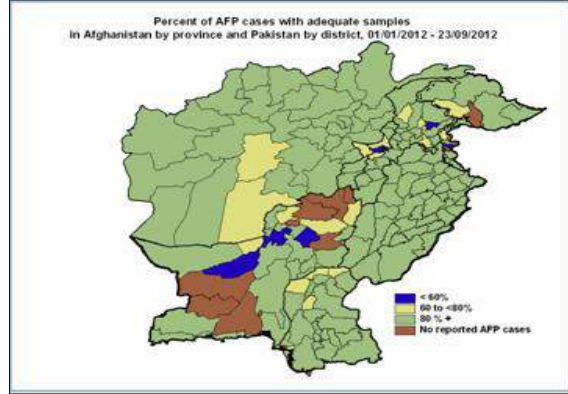
****Environmental surveillance initiated in Pakistan in August 2009 showed the following:

Year	2009				2010				2011				2012																					
Status	Khilbaldia Town	Khilgadap Town	Khilgulshan-Eiqbal Town	Lahore	Khilbaldia Town	Khilgadap Town	Khilgulshan-Eiqbal Town	Lahore	Peshawar	Rawalpindi	Quetta	Multan	Khilbaldia Town	Khilgadap Town	Khilgulshan-Eiqbal Town	Lahore	Peshawar	Rawalpindi	Quetta	Multan	Sukkur	Hydrabad	Faisalabad											
Negative	9	3	5	10	27	10	11	12	27	2	2	4	9	77	8	8	10	17	5	1	4	15	68	8	13	14	8	4	3	13	20	3	86	
Pending																																		
Wild	1	8	7	2	18	6	20	12	6	12	5	9	9	79	4	28	14	19	19	11	20	21	136	11	2	16	12	5	2	4	6	2	60	
Grand Total	10	11	12	12	45	16	31	24	33	14	7	13	18	156	12	36	24	36	24	12	24	36	204	8	25	18	26	17	8	17	26	10	3	160



Wild polio cases by country and date of onset of paralysis in EMR, 2012

Year	COUNTRY	P1			P3			P1P3			Total Count	First Case	Last Case
		Count	First Case	Last Case	Count	First Case	Last Case	Count	First Case	Last Case			
2012	AFG	18	01/01/2012	28/08/2012							18	01/01/2012	28/08/2012
	PAK	34	01/01/2012	01/09/2012	2	19/02/2012	18/04/2012	1	04/01/2012	04/01/2012	37	01/01/2012	01/09/2012
2012	Total	52	01/01/2012	01/09/2012	2	19/02/2012	18/04/2012	1	04/01/2012	04/01/2012	55	01/01/2012	01/09/2012



Wild Polio cases by district and date of onset of paralysis, Afghanistan 2012

PROVINCE	DISTRICT	P1 Count	First case	Last case
KANDAHAR	MAYWAND	2	18/05/2012	28/08/2012
	KHAKREZ	1	14/03/2012	14/03/2012
	KANDAHAR	1	15/01/2012	15/01/2012
	ARGHISTAN	1	03/01/2012	03/01/2012
KUNAR	BAR KUNAR	2	30/06/2012	21/07/2012
	NARI	1	01/07/2012	01/07/2012
HILMAND	SANGIN	1	20/07/2012	20/07/2012
	NAHRI SARRAJ	4	03/05/2012	05/07/2012
	REG (H)	1	28/06/2012	28/06/2012
	NAD ALI	2	01/01/2012	23/01/2012
FARAH	BALA BULUK	1	02/06/2012	02/06/2012
PAKTYA	JADRAN	1	15/02/2012	15/02/2012
Grand Total		18	01/01/2012	28/08/2012

Maywand P1 case (AFG/08/12/216) was identified as wild by a positive contact with date of stool collection 08/09/2012

Wild Polio cases by district and date of onset of paralysis, Pakistan 2012

PROVINCE	DISTRICT	P1			P3			P1P3			Total Count	First case	Last case
		Count	First case	Last case	Count	First case	Last case	Count	First case	Last case			
FATA	BAJOUR	3	12/07/2012	01/09/2012							3	12/07/2012	01/09/2012
	KHYBER	7	06/01/2012	02/07/2012	2	19/02/2012	18/04/2012	1	04/01/2012	04/01/2012	10	04/01/2012	02/07/2012
	WAZIR-S	1	13/05/2012	13/05/2012							1	13/05/2012	13/05/2012
	WAZIR-N	1	10/02/2012	10/02/2012							1	10/02/2012	10/02/2012
KHYBER PAKHTOON	MARDAN	2	21/07/2012	30/08/2012							2	21/07/2012	30/08/2012
	SHANGLA	1	25/08/2012	25/08/2012							1	25/08/2012	25/08/2012
	SWABI	1	22/08/2012	22/08/2012							1	22/08/2012	22/08/2012
	KARAK	1	10/08/2012	10/08/2012							1	10/08/2012	10/08/2012
	TORGHAR	1	09/08/2012	09/08/2012							1	09/08/2012	09/08/2012
	LAKKIMRWT	2	16/01/2012	19/07/2012							2	16/01/2012	19/07/2012
	CHARSADA	1	12/07/2012	12/07/2012							1	12/07/2012	12/07/2012
	PESHAWAR	2	10/01/2012	13/06/2012							2	10/01/2012	13/06/2012
	DIKHAN	1	11/01/2012	11/01/2012							1	11/01/2012	11/01/2012
	KOHAT	1	11/01/2012	11/01/2012							1	11/01/2012	11/01/2012
PUNJAB	RAWALPINDI	1	19/08/2012	19/08/2012							1	19/08/2012	19/08/2012
	RAJANPUR	1	21/05/2012	21/05/2012							1	21/05/2012	21/05/2012
	JHANG	1	20/01/2012	20/01/2012							1	20/01/2012	20/01/2012
BALUCHISTAN	QUETTA	3	01/01/2012	22/06/2012							3	01/01/2012	22/06/2012
SINDH	LARKANA	1	21/05/2012	21/05/2012							1	21/05/2012	21/05/2012
	HYDERABAD	1	27/01/2012	27/01/2012							1	27/01/2012	27/01/2012
	MIRPURKHAS	1	03/01/2012	03/01/2012							1	03/01/2012	03/01/2012
Grand Total		34	01/01/2012	01/09/2012	2	19/02/2012	18/04/2012	1	04/01/2012	04/01/2012	37	01/01/2012	01/09/2012

Khyber P1 case (NW/34/12/005) was identified as wild by a positive contact with date of stool collection 30/01/2012
 Khyber P1P3 case (NW/34/12/002) was identified as wild by positive contacts with date of stool collection 30/01/2012
 Karak P1 case (NW/51/12/013) was identified as wild by a positive contact with date of stool collection 08/09/2012