



World Health Organization – Regional Office for Eastern Mediterranean

AFP SURVEILLANCE

3-Sep-12

Week 35, ending 02 September 2012

Number 726

Table 1: Acute Flaccid Paralysis (AFP) cases by week of onset

Country	Reported AFP cases by week of onset - Week (35/12) / Ending on : (02/09/12)														
	Total AFP 2010	Total AFP 2011	Total AFP to date, 2012	W 24 17 Jun 12	W 25 24 Jun 12	W 26 01 Jul 12	W 27 08 Jul 12	W 28 15 Jul 12	W 29 22 Jul 12	W 30 29 Jul 12	W 31 05 Aug 12	W 32 12 Aug 12	W 33 19 Aug 12	W 34 26 Aug 12	W 35 02 Sep 12
Afghanistan	1572	1831	1212	32	27	35	43	31	44	27	41	32	18	18	2
Bahrain	10	10	12	0	0	0	0	0	0	0	0	0	0	0	0
Djibouti	3	6	4	0	0	0	0	0	0	0	0	0	0	0	0
Egypt	1151	1023	677	14	33	26	13	16	21	18	14	21	7	11	
Iran	622	603	450	15	20	7	12	14	20	9	13	8	7	6	0
Iraq	489	530	311	5	6	9	10	7	8	9	4	1	3	1	
Jordan ****	40	30	18	0	1	1	0	0	0	0					
Kuwait	24	38	24	0	0	1	0	1	1	0	0				
Lebanon ****	19	22	21	0	1	1	0	1	1	1	0				
Libya	46	35	28	0	0	0	0	0	1	2	0	1	0	0	
Morocco	100	76	51	2	1	4	0	1	1	2	3	2	0	0	
Oman	33	39	19	1	1	0	1	0	0	0	1	0	0	0	0
Pakistan	5393	5762	2993	84	92	83	75	92	98	70	64	50	33	19	
Palestine ****	15	17	13	0	1	1	0	1	2	0	0	1	0	0	0
Qatar	5	6	11	1	1	0	0	0	0	0	2	0	0	0	0
Saudi Arabia	239	213	156	1	4	2	3	4	0	1	2	6	3	3	0
Somalia	164	172	90	1	4	2	1	4	1	3	2	3	0		
Sudan	408	362	265	7	5	6	4	5	6	4	3	8	3	1	0
South Sudan	310	341	185	6	11	7	6	10	4	2	3	0	0		
Syria ****	194	168	78	2	5	3	1	0	1	2	3	1	0	0	
Tunisia	57	47	39	3	4	1	3	0	0	1	0	0			
U.A.E	18	25	29	0	1	2	0	0	0	1	0	0	0	0	0
Yemen	426	386	299	13	8	14	12	6	7	7	10	9	4	7	0
Total EMR	11338	11742	6985	187	226	205	184	193	216	159	165	143	78	66	2

No data = No report received

Table 2: Confirmed polio cases by month of onset

Country	Total year 2010	Total year 2011	02/09		Confirmed polio cases by month of onset												
			2011	2012	October 2011	November 2011	December 2011	January 2012	February 2012	March 2012	April 2012	May 2012	June 2012	July 2012	August 2012	September 2012	
Afghanistan	25	80	30	17	13	15	10	4	1	1	0	4	3	4			
Bahrain	0	0	0	0	0	0	0	0	0	0	0	0	0	0	0	0	
Djibouti	0	0	0	0	0	0	0	0	0	0	0	0	0	0	0	0	
Egypt	0	0	0	0	0	0	0	0	0	0	0	0					
Iran	0	0	0	0	0	0	0	0	0	0	0	0	0				
Iraq	0	0	0	0	0	0	0	0	0	0	0	0	0	0			
Jordan ****	0	0	0	0	0	0	0	0	0	0	0	0		0			
Kuwait	0	0	0	0	0	0	0	0	0	0	0	0	0				
Lebanon ****	0	0	0	0	0	0	0	0	0	0	0	0	0	0			
Libya	0	0	0	0	0	0	0	0	0	0	0	0					
Morocco	0	0	0	0	0	0	0	0	0	0	0	0	0				
Oman	0	0	0	0	0	0	0	0	0	0	0	0	0	0	0		
Pakistan	144	198	89	29	37	18	21	11	3	1	1	6	2	5			
Palestine ****	0	0	0	0	0	0	0	0	0	0	0	0	0	0			
Qatar	0	0	0	0	0	0	0	0	0	0	0	0		0			
Saudi Arabia	0	0	0	0	0	0	0	0	0	0	0	0					
Somalia	0	0	0	0	0	0	0	0	0	0	0	0	0				
Sudan	0	0	0	0	0	0	0	0	0	0	0	0	0	0			
South Sudan	0	0	0	0	0	0	0	0	0	0	0	0					
Syria ****	0	0	0	0	0	0	0	0	0	0	0	0	0				
Tunisia	0	0	0	0	0	0	0	0	0	0	0	0	0				
U.A.E	0	0	0	0	0	0	0	0	0	0	0	0	0	0	0		
Yemen	0	0	0	0	0	0	0	0	0	0	0	0	0	0	0		
Total EMR	169	278	119	46	50	33	31	15	4	2	1	10	5	9	0	0	

**** UNRWA cases are included with those of country of residence



Table 3: Investigation of AFP cases with paralysis onset in 2011 & 2012 up to Week (35/12) / Ending on : (02/09/12)

COUNTRY	2011												2012												Latest line List Date				
	AFP										Specimen		Wild cases ****		AFP											Specimen		Wild cases ****	
	Total AFP cases onset 2011	Case classification					Non polio AFP rate **	AFP cases pending classification > 90 days from onset of paralysis	AFP cases pending classification and lab > 90 days from onset of paralysis	% with *** adequate specimens	Wild P1 Poliovirus	Wild P3 Poliovirus	Total AFP cases onset 2012	Case classification					Annualized Non polio AFP rate **	AFP cases pending classification > 90 days from onset of paralysis	AFP cases pending classification and lab > 90 days from onset of paralysis	% with *** adequate specimens	Wild P1 Poliovirus	Wild P3 Poliovirus					
		Total Confirmed Polio Cases *	Polio Compatible	Pending Classification	Discarded (non polio AFP)	VDPV								Total Confirmed Polio Cases *	Polio Compatible	Pending Classification	Discarded (non polio AFP)	VDPV											
Afghanistan	1831	80	13	0	1737	1	10.0	0	0	92.1	80	0	1212	17	3	72	1120	0	10.2	4	0	92.4	17	0	02/09/2012				
Bahrain	10	0	0	0	10	0	3.8	0	0	90.0	0	0	12	0	0	0	12	0	6.6	0	0	91.7	0	0	02/09/2012				
Djibouti	6	0	0	0	6	0	2.1	0	0	66.7	0	0	4	0	0	1	3	0	2.0	1	0	75.0	0	0	02/09/2012				
Egypt	1023	0	0	0	1022	1	3.3	0	0	92.6	0	0	677	0	0	92	585	0	3.1	1	0	90.1	0	0	30/08/2012				
Iran	603	0	0	0	601	2	3.1	0	0	91.4	0	0	450	0	0	40	410	1	3.4	0	0	92.9	0	0	02/09/2012				
Iraq	530	0	0	0	530	0	3.7	0	0	89.2	0	0	311	0	0	26	285	0	3.2	17	9	89.4	0	0	01/09/2012				
Jordan	30	0	0	0	30	0	1.3	0	0	96.7	0	0	18	0	0	6	12	0	1.1	4	1	88.9	0	0	02/08/2012				
Kuwait	38	0	0	0	38	0	5.1	0	0	92.1	0	0	24	0	0	2	22	0	4.7	1	0	87.5	0	0	15/08/2012				
Lebanon	22	0	0	0	22	0	2.0	0	0	45.5	0	0	21	0	0	12	9	0	2.6	7	0	42.9	0	0	17/08/2012				
Libya	35	0	0	0	35	0	1.7	0	0	100.0	0	0	28	0	0	5	23	0	2.0	0	0	100.0	0	0	01/09/2012				
Morocco	76	0	0	0	76	0	0.8	0	0	80.3	0	0	51	0	0	18	33	0	0.7	7	0	84.3	0	0	31/08/3012				
Oman	39	0	0	0	39	0	5.1	0	0	97.4	0	0	19	0	0	0	19	0	3.6	0	0	100.0	0	0	02/09/2012				
Pakistan	5762	198	31	0	5533	0	7.3	0	0	87.5	196	2	2993	29	0	238	2726	0	5.8	92	6	90.0	27 #	3 #	01/09/2012				
Palestine	17	0	0	0	17	0	1.1	0	0	100.0	0	0	13	0	0	5	8	0	1.1	0	0	92.3	0	0	02/09/2012				
Qatar	6	0	0	0	6	0	2.6	0	0	83.3	0	0	11	0	0	8	3	0	7.0	4	0	90.9	0	0	02/09/2012				
Saudi Arabia	213	0	0	0	213	0	2.5	0	0	99.1	0	0	156	0	0	27	129	0	2.6	0	0	95.5	0	0	02/09/2012				
Somalia	172	0	1	0	162	9	3.4	0	0	98.3	0	0	90	0	1	10	79	0	2.6	3	0	96.7	0	0	23/08/2012				
Sudan	362	0	0	0	362	0	2.4	0	0	96.7	0	0	265	0	0	9	255	1	2.6	0	0	96.2	0	0	02/09/2012				
South Sudan	341	0	0	0	340	1	4.5	0	0	93.3	0	0	185	0	0	18	166	1	3.3	7	0	95.1	0	0	23/08/2012				
Syria	168	0	0	0	168	0	1.7	0	0	93.5	0	0	78	0	0	9	69	0	1.2	1	0	85.9	0	0	29/08/2012				
Tunisia	47	0	0	0	47	0	1.8	0	0	93.6	0	0	39	0	0	3	36	0	2.2	1	0	71.8	0	0	14/08/2012				
U.A.E	25	0	0	0	25	0	2.5	0	0	100.0	0	0	29	0	0	0	29	0	4.3	0	0	100.0	0	0	02/09/2012				
Yemen	386	0	0	0	376	10	3.5	0	0	91.5	0	0	299	0	0	29	268	2	3.8	1	0	94.3	0	0	02/09/2012				
EMR	11742	278	45	0	11395	24	4.8	0	0	90.0	276	2	6985	46	4	630	6301	5	4.2	151	16	91.1	44	3					
2010	11338	169	31	0	11129	10	4.6	0	0	90.9	137	32																	

* Confirmed polio cases refer to wild isolation from AFP cases or from contacts of negative index AFP cases

** Non-polio AFP per 100,000 children <15 years

*** Adequate here refers to two stool specimens collected at least 24 hours apart, within 14 days of paralysis onset

**** AFP cases co infected with P1 and P3 are counted separately as wild isolates

One AFP case in Pakistan had co infection P1 & P3 from 2 contacts P1 & P3



Table 4: Investigation of contacts of AFP cases with paralysis onset in 2012 up to Week (35/12) / Ending on : (02/09/12)

Country	No. of AFP cases	No. of eligible AFP cases for contact sampling*	% of eligible AFP cases with contact samplings	% of eligible AFP cases with 3+ contacts	Total number of Contacts* *	% of contacts under 5 years	% of contacts with specimens collected within 7 days of notification of index	% Contact specimens in lab within 3 days of collection	% Contact specimens positive for NPEV	% Contact specimens positive for Sabin like virus	No. of contacts positive for wild virus	% of wild polio virus isolation from contacts	No. of Contacts positive for VDPVs	No. of -ve index AFP cases identified positive by contact	No. of district identified infected from contacts
Afghanistan	1212	92	88.0	87.0	548	93.4	75.9	33.0	22.5	4.0	0	0.0		0	0
Bahrain	12	1	100.0	0.0	1	0.0	100.0	0.0	0.0	0.0	0	0.0		0	0
Djibouti	4	1	100.0	100.0	8	75.0	100.0	0.0	0.0	50.0	0	0.0		0	0
Egypt	677	72	75.0	75.0	243	79.0	44.4	100.0	19.6	1.7	0	0.0		0	0
Iran	450	32	96.9	84.4	126	77.8	28.6	76.2	3.2	0.8	0	0.0		0	0
Iraq	311	33	72.7	57.6	79	62.0	46.8	67.1	3.8	0.0	0	0.0		0	0
Jordan	18	2	0.0	0.0	0						0			0	0
Kuwait	24	3	66.7	66.7	66	47.0	66.7	100.0	0.0	0.0	0	0.0		0	0
Lebanon	21	12	50.0	25.0	15	13.3	66.7	15.4	15.4	0.0	0	0.0		0	0
Libya	28	0			0						0			0	0
Morocco	51	8	62.5	37.5	29	34.5	17.2	96.2	0.0	0.0	0	0.0		0	0
Oman	19	0			56	87.5	94.6	100.0	14.6	2.1	0	0.0		0	0
Pakistan	2993	300	85.7	83.0	938	91.2	61.0	68.8	25.4	3.9	4	0.4		2	1
Palestine	13	1	0.0	0.0	0						0			0	0
Qatar	11	1	0.0	0.0	0						0			0	0
Saudi Arabia	156	7	71.4	71.4	40	50.0	70.0	63.2	0.0	5.3	0	0.0		0	0
Somalia	90	3	100.0	100.0	269	91.8	99.3	9.0	15.0	3.4	0	0.0		0	0
Sudan	265	10	100.0	100.0	197	79.2	53.3	36.9	13.1	0.6	0	0.0		0	0
South Sudan	185	9	100.0	100.0	528	83.0	90.7	1.0	10.4	1.3	0	0.0		0	0
Syria	78	11	45.5	27.3	18	77.8	16.7	70.6	0.0	0.0	0	0.0		0	0
Tunisia	39	11	36.4	18.2	43	4.7	20.9	47.6	0.0	0.0	0	0.0		0	0
U.A.E.	29	0			0						0			0	0
Yemen	299	17	88.2	82.4	130	57.7	56.9	0.0	11.6	27.9	0	0.0		0	0
Grand Total 2012	6985	626	81.9	77.3	3334	82.7	67.6	47.7	17.2	3.0	4	0.1		2	1
Grand Total 2011	11742	1191	81.4	78.8	6043	85.8	69.6	51.3	18.5	3.8	33	0.6	16	18	9

* Eligible refers to AFP cases with inadequate stool specimens

** Total number of contacts from eligible AFP cases and from other AFP cases as per with country criteria for contact sampling

Last wild contacts in EMRO, 01/01/2012- 02/09/2012

Year	Country	Data Count of wild contacts	Date of Most Recent stool collection
2012	Pakistan	4	31/01/2012
2012 Total		4	31/01/2012



Table 5: Laboratory investigation of AFP cases with paralysis onset in 2012 up to Week (35/12) / Ending on : (02/09/12)

Country	Polio laboratories Sequencing performed by CDC and RIVM laboratories	AFP cases with specimens	Preliminary virus isolation results of AFP cases						Poliovirus intratypic differentiation results #										Indicators				Latest report Date								
			Referred for ITD		NPEV only	Negative	Pending		Type 1			Type 2			Type 3			Discordant pending sequence	NPEV by PCR	Non-EV	Pending ITD	% specimens positive for NPEV*		% AFP cases with culture results within 14 days	% AFP cases with ITD results within 7 days	% AFP cases with ITD results within 45 days of onset**					
			L20B+	L20B+/NPEV			received < / = 14 days	received > 14 days ago	Wild	Sabin	VDPV	Wild	Sabin	VDPV	Wild	Sabin	VDPV														
Afghanistan	RRL Pakistan	1182	73	9	228	832	40		17	23					6				45					1			17%	100%	99%	98%	31/08/2012
Bahrain	PNL Oman	11			1	10																					6%	100%		82%	02/09/2012
Djibouti	NPL Kenya	4				4																					0%			100%	02/09/2012
Egypt***	RRL Egypt	658	15	4	120	499	14	6		10					2				7				1	3	3		17%	95%	100%	99%	30/08/2012
Iran	NPL Iran	453	18		19	402	12	2		4					1	1			5						10		3%	99%	100%	99%	01/09/2012
Iraq	RRL Egypt	310	10	1	45	240	1	15							1				1								14%	100%	100%	50%	01/09/2012
Jordan	RRL Tunisia	20				20																					8%	95%			02/09/2012
Kuwait	RRL Kuwait	31				31																					1%	68%		100%	23/08/2012
Lebanon	RRL Egypt	37	2		6	26	3								1				1				1				15%	100%	100%	88%	30/08/2012
Libya	RRL Tunisia	30			1	28	1																				4%	93%		100%	31/08/2012
Morocco	RRL Tunisia	51				49		2																			0%	96%		98%	31/08/2012
Oman	NPL Oman	19	1			18									1												12%	100%	100%	100%	02/09/2012
Pakistan	RRL Pakistan	3192	165	20	659	2187	153	9	25	66					23			2	87				1	5			19%	100%	99%	98%	31/08/2012
Palestine & UNRWA		13			2	10		1																			17%	8%		75%	02/09/2012
Qatar	NPL Oman	12	1			10	1																	1			0%	100%	100%	100%	02/09/2012
Saudi Arabia	NPL Oman	157	7		4	140	6			1					4				2								2%	96%	100%	86%	03/09/2012
Somalia	NPL Kenya	89	3		18	61		7		1					1				2								22%	2%		96%	23/08/2012
Sudan	RRL Egypt	264	4		35	219	6			4					1	1			1				2				13%	92%	100%	100%	02/09/2012
South Sudan	NPL Kenya	184	6		26	142		10		1					1	1			5								15%	0%		91%	23/08/2012
Syria	RRL Tunisia	73			2	67		4																			2%	100%			30/08/2012
Tunisia	RRL Tunisia	39	2		2	34	1								2				1								2%	95%	50%	92%	31/08/2012
U.A.E	NPL Oman	29				29																					0%	100%		90%	02/09/2012
Yemen	RRL Egypt	278	20	4	45	193	13	1		6					10	1			9	1			2				14%	90%	100%	89%	30/08/2012
Total EMR 2012		7136	327	38	1213	5251	251	57	42	117					53	4	2	166	1	4	12	14				15%	94%	99%	97%		
Total EMR 2011		11585	668	62	2056	8794	1		258	183	2				109	18	2	222	2	6	37	2				16%	94%	98%	94%		

* Specimens from all sources including non-AFP cases, excluding environmental samples

** This indicator reflects surveillance and laboratory activities

*** Environmental surveillance initiated in Egypt in September 2000 showed the following:

Year	2000	2001	2002	2003	2004	2005	2006	2007	2008	2009	2010	2011	2012	Grand Total
Negative	52	55	136	299	469	499	492	458	444	481	415	448	226	4474
Pending													45	45
Wild	2	75	26	12	13	2	2	2	2	1	1	1	1	133
Grand Total	54	130	162	311	482	501	492	458	446	481	416	448	271	4652

In 2008, out of 446 samples, 2 positive for wild virus in Giza governorate (Al Haram Site) genomic sequence data indicate importation from Ethiopia / South Sudan & Cairo governorate (Al Haggana 2) genomic sequence data indicate nearest importation from India. In 2010, 1 positive sample for wild virus in Aswan governorate (Aswan City) genomic sequence data indicate nearest importation from Sudan.

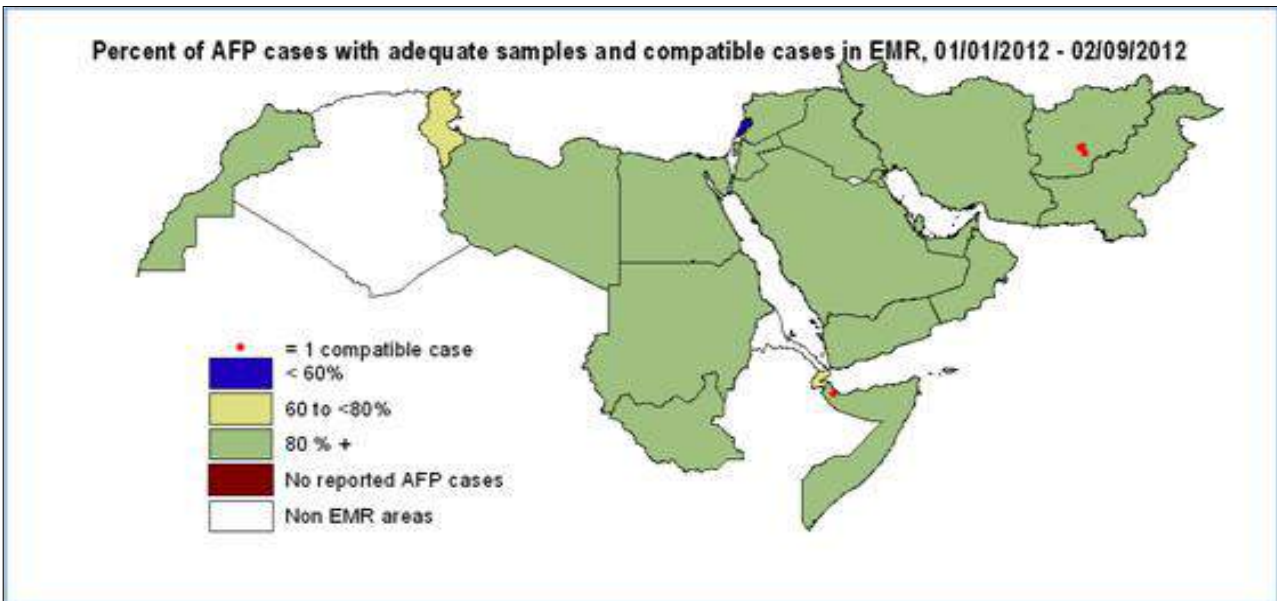
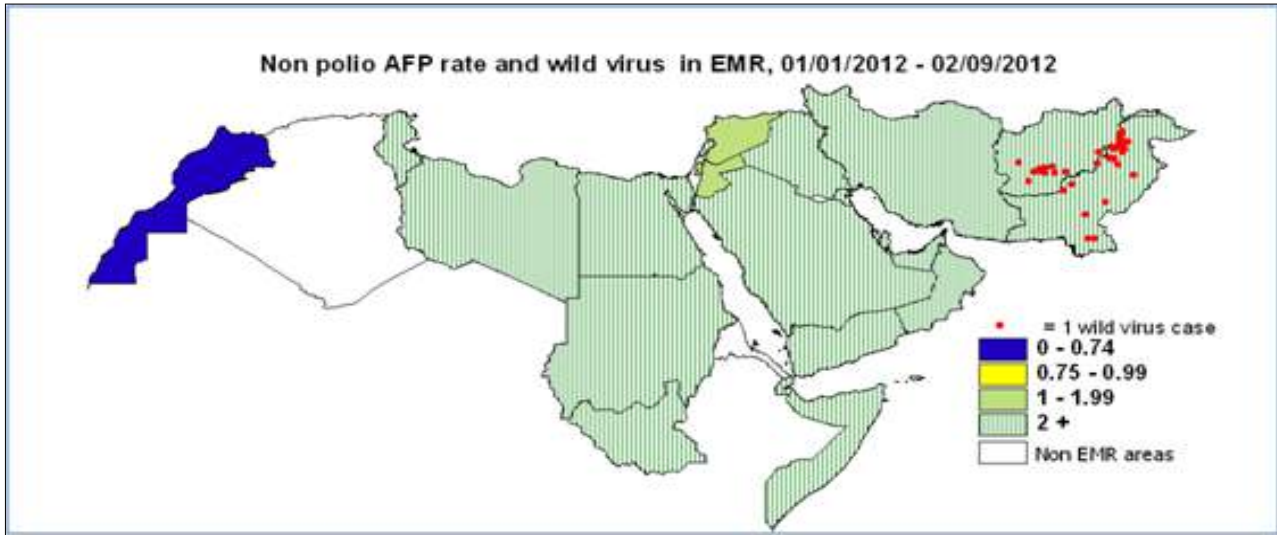
****Environmental surveillance initiated in Pakistan in August 2009 showed the following:

Year	2009				2010				2011				2012																						
Status	KHIBALDIA TOWN	KHIGADAP TOWN	KHIGULSHAN-E-IOBAL TOWN	LAHORE	KHIBALDIA TOWN	KHIGADAP TOWN	KHIGULSHAN-E-IOBAL TOWN	LAHORE	PESHAWAR	RAWALPINDI	QUETTA	MULTAN	KHIBALDIA TOWN	KHIGADAP TOWN	KHIGULSHAN-E-IOBAL TOWN	LAHORE	PESHAWAR	RAWALPINDI	QUETTA	MULTAN	SUKKUR	HYDRABAD													
Negative	9	3	5	10	27	10	11	12	27	2	2	4	9	77	8	8	10	17	5	1	4	15	68	7	12	13	6	3	3	12	17	2	75		
pending																																			
Wild	1	8	7	2	18	6	20	12	6	12	5	9	9	79	4	28	14	19	19	11	20	21	136	9	2	15	11	4	2	4	6	1	54		
Grand Total	10	11	12	12	45	16	31	24	33	14	7	13	18	156	12	36	24	36	24	12	24	36	204	8	23	16	24	16	8	15	24	9	2	145	



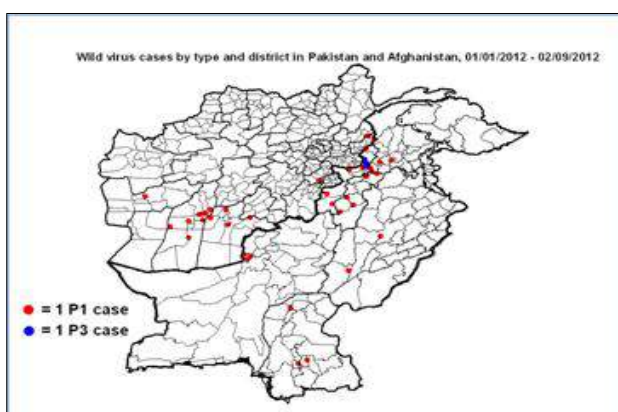
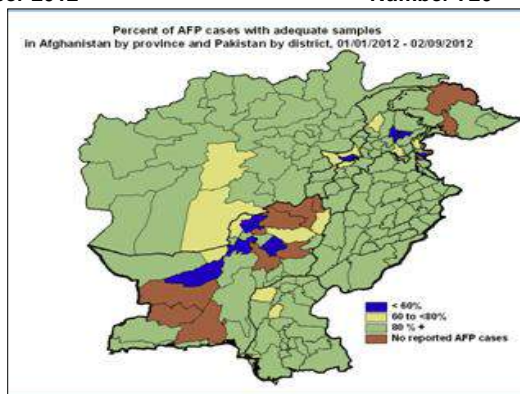
World Health Organization – Regional Office for Eastern Mediterranean
AFP SURVEILLANCE
Week 35, ending 02 September 2012

3-Sep-12
Number 726



Wild polio cases by country and date of onset of paralysis in EMR, 2012

Year	COUNTRY	P1			P3			P1P3			Total Count	First Case	Last Case
		Count	First Case	Last Case	Count	First Case	Last Case	Count	First Case	Last Case			
2012	AFG	17	01/01/2012	21/07/2012							17	01/01/2012	21/07/2012
	PAK	26	01/01/2012	21/07/2012	2	19/02/2012	18/04/2012	1	04/01/2012	04/01/2012	29	01/01/2012	21/07/2012
2012 Total		43	01/01/2012	21/07/2012	2	19/02/2012	18/04/2012	1	04/01/2012	04/01/2012	46	01/01/2012	21/07/2012



Wild Polio cases by district and date of onset of paralysis, Afghanistan 2012

PROVINCE	DISTRICT	P1		
		Count	First case	Last case
KUNAR	BAR KUNAR	2	30/06/2012	21/07/2012
	NARI	1	01/07/2012	01/07/2012
HILMAND	SANGIN	1	20/07/2012	20/07/2012
	NAHRI SARRAJ	4	03/05/2012	05/07/2012
	REG (H)	1	28/06/2012	28/06/2012
	NAD ALI	2	01/01/2012	23/01/2012
FARAH	BALA BULUK	1	02/06/2012	02/06/2012
KANDAHAR	MAYWAND	1	18/05/2012	18/05/2012
	KHAKREZ	1	14/03/2012	14/03/2012
	KANDAHAR	1	15/01/2012	15/01/2012
	ARGHISTAN	1	03/01/2012	03/01/2012
PAKTYA	JADRAN	1	15/02/2012	15/02/2012
Grand Total		17	01/01/2012	21/07/2012

Wild Polio cases by district and date of onset of paralysis, Pakistan 2012

PROVINCE	DISTRICT	P1			P3			P1P3			Total Count	First case	Last case
		Count	First case	Last case	Count	First case	Last case	Count	First case	Last case			
KHYBER PAKHTOON	MARDAN	1	21/07/2012	21/07/2012							1	21/07/2012	21/07/2012
	LAKKIMRWT	2	16/01/2012	19/07/2012							2	16/01/2012	19/07/2012
	CHARSADA	1	12/07/2012	12/07/2012							1	12/07/2012	12/07/2012
	PESHAWAR	2	10/01/2012	13/06/2012							2	10/01/2012	13/06/2012
	DIKHAN	1	11/01/2012	11/01/2012							1	11/01/2012	11/01/2012
	KOHAT	1	11/01/2012	11/01/2012							1	11/01/2012	11/01/2012
FATA	BAJOUR	1	12/07/2012	12/07/2012							1	12/07/2012	12/07/2012
	KHYBER	7	06/01/2012	02/07/2012	2	19/02/2012	18/04/2012	1	04/01/2012	04/01/2012	10	04/01/2012	02/07/2012
	WAZIR-S	1	13/05/2012	13/05/2012							1	13/05/2012	13/05/2012
	WAZIR-N	1	10/02/2012	10/02/2012							1	10/02/2012	10/02/2012
BALUCHISTAN	QUETTA	3	01/01/2012	22/06/2012							3	01/01/2012	22/06/2012
PUNJAB	RAJANPUR	1	21/05/2012	21/05/2012							1	21/05/2012	21/05/2012
	JHANG	1	20/01/2012	20/01/2012							1	20/01/2012	20/01/2012
SINDH	LARKANA	1	21/05/2012	21/05/2012							1	21/05/2012	21/05/2012
	HYDERABAD	1	27/01/2012	27/01/2012							1	27/01/2012	27/01/2012
	MIRPURKHAS	1	03/01/2012	03/01/2012							1	03/01/2012	03/01/2012
Grand Total		26	01/01/2012	21/07/2012	2	19/02/2012	18/04/2012	1	04/01/2012	04/01/2012	29	01/01/2012	21/07/2012

Khyber P1 case (NW/34/12/005) was identified as wild by a positive contact with date of stool collection 30/01/2012
Khyber P1P3 case (NW/34/12/002) was identified as wild by positive contacts with date of stool collection 30/01/2012