



## World Health Organization – Regional Office for Eastern Mediterranean

## AFP SURVEILLANCE

Week 34, ending 26 August 2012

27-Aug-12

Number 725

Table 1: Acute Flaccid Paralysis (AFP) cases by week of onset

Country	Reported AFP cases by week of onset - Week (34/12)/ Ending on : (26/08/12)														
	Total AFP 2010	Total AFP 2011	Total AFP to date, 2012	W 23 10 Jun 12	W 24 17 Jun 12	W 25 24 Jun 12	W 26 01 Jul 12	W 27 08 Jul 12	W 28 15 Jul 12	W 29 22 Jul 12	W 30 29 Jul 12	W 31 05 Aug 12	W 32 12 Aug 12	W 33 19 Aug 12	W 34 26 Aug 12
Afghanistan	1572	1831	1181	46	32	27	35	43	31	43	27	41	31	6	4
Bahrain	10	10	12	0	0	0	0	0	0	0	0	0	0	0	
Djibouti	3	6	4	0	0	0	0	0	0	0	0	0	0		
Egypt	1151	1023	662	22	14	33	26	13	16	21	18	14	20	1	3
Iran	622	603	437	17	15	20	7	11	14	19	9	13	7	3	0
Iraq	489	530	307	10	5	6	9	10	7	8	9	4	1		
Jordan ****	40	30	18	0	0	1	1	0	0	0	0				
Kuwait	24	38	24	0	0	0	1	0	1	1	0	0	0	0	0
Lebanon ****	19	22	21	3	0	1	1	0	1	1	1	0	0		
Libya	46	35	28	1	0	0	0	0	0	1	2	0	1	0	
Morocco	100	76	51	1	2	1	4	0	1	1	2	3	2	0	
Oman	33	39	19	1	1	1	0	1	0	0	0	1	0	0	0
Pakistan	5393	5762	2872	98	84	90	83	73	92	95	61	45	18	2	
Palestine ****	15	17	12	0	0	1	1	0	1	2	0	0	0	0	
Qatar	5	6	10	0	1	1	0	0	0	0	0	1	0		
Saudi Arabia	239	213	153	6	1	4	2	3	4	0	1	2	6	3	0
Somalia	164	172	90	5	1	4	2	1	4	1	3	2	3	0	
Sudan	408	362	262	6	7	5	6	4	5	6	4	3	8	1	0
South Sudan	310	341	185	6	6	11	7	6	10	4	2	3	0	0	
Syria ****	194	168	72	4	2	5	3	1	0	1	0	0	0	0	0
Tunisia	57	47	39	2	3	4	1	3	0	0	1	0	0		
U.A.E	18	25	29	0	0	1	2	0	0	0	1	0	0	0	0
Yemen	426	386	276	9	13	8	14	12	6	7	7	6	1	0	
<b>Total EMR</b>	<b>11338</b>	<b>11742</b>	<b>6764</b>	<b>237</b>	<b>187</b>	<b>224</b>	<b>205</b>	<b>181</b>	<b>193</b>	<b>211</b>	<b>148</b>	<b>138</b>	<b>98</b>	<b>16</b>	<b>7</b>

No data = No report received

Table 2: Confirmed polio cases by month of onset

Country	Total year 2010	Total year 2011	26/08		Confirmed polio cases by month of onset											
			2011	2012	September 2011	October 2011	November 2011	December 2011	January 2012	February 2012	March 2012	April 2012	May 2012	June 2012	July 2012	August 2012
Afghanistan	25	80	25	17	14	13	15	10	4	1	1	0	4	3	4	
Bahrain	0	0	0	0	0	0	0	0	0	0	0	0	0	0	0	
Djibouti	0	0	0	0	0	0	0	0	0	0	0	0	0	0	0	
Egypt	0	0	0	0	0	0	0	0	0	0	0	0	0			
Iran	0	0	0	0	0	0	0	0	0	0	0	0	0	0		
Iraq	0	0	0	0	0	0	0	0	0	0	0	0	0	0		
Jordan ****	0	0	0	0	0	0	0	0	0	0	0	0	0		0	
Kuwait	0	0	0	0	0	0	0	0	0	0	0	0	0	0		
Lebanon ****	0	0	0	0	0	0	0	0	0	0	0	0	0	0	0	
Libya	0	0	0	0	0	0	0	0	0	0	0	0	0			
Morocco	0	0	0	0	0	0	0	0	0	0	0	0	0			
Oman	0	0	0	0	0	0	0	0	0	0	0	0	0	0	0	
Pakistan	144	198	86	29	34	37	18	21	11	3	1	1	6	2	5	
Palestine ****	0	0	0	0	0	0	0	0	0	0	0	0	0	0		
Qatar	0	0	0	0	0	0	0	0	0	0	0	0	0		0	
Saudi Arabia	0	0	0	0	0	0	0	0	0	0	0	0	0			
Somalia	0	0	0	0	0	0	0	0	0	0	0	0	0	0		
Sudan	0	0	0	0	0	0	0	0	0	0	0	0	0	0	0	
South Sudan	0	0	0	0	0	0	0	0	0	0	0	0	0			
Syria ****	0	0	0	0	0	0	0	0	0	0	0	0	0	0		
Tunisia	0	0	0	0	0	0	0	0	0	0	0	0	0	0		
U.A.E	0	0	0	0	0	0	0	0	0	0	0	0	0	0		
Yemen	0	0	0	0	0	0	0	0	0	0	0	0	0	0		
<b>Total EMR</b>	<b>169</b>	<b>278</b>	<b>111</b>	<b>46</b>	<b>48</b>	<b>50</b>	<b>33</b>	<b>31</b>	<b>15</b>	<b>4</b>	<b>2</b>	<b>1</b>	<b>10</b>	<b>5</b>	<b>9</b>	

\*\*\*\* UNRWA cases are included with those of country of residence



Table 3: Investigation of AFP cases with paralysis onset in 2011 & 2012 up to Week (34/12)/ Ending on : (26/08/12)

COUNTRY	2011											2012											Latest line List Date		
	AFP									Specimen	Wild isolates ****		AFP									Specimen		Wild isolates ****	
	Total AFP cases onset 2011	Case classification					Non polio AFP rate **	AFP cases pending classification > 90 days from onset of paralysis	AFP cases pending classification and lab > 90 days from onset of paralysis		% with *** adequate specimens	Wild P1 Poliovirus	Wild P3 Poliovirus	Total AFP cases onset 2012	Case classification					Annualized Non polio AFP rate **	AFP cases pending classification > 90 days from onset of paralysis			AFP cases pending classification and lab > 90 days from onset of paralysis	% with *** adequate specimens
		Total Confirmed Polio Cases *	Polio Compatible	Pending Classification	Discarded (non polio AFP)	VDPV				Total Confirmed Polio Cases *					Polio Compatible	Pending Classification	Discarded (non polio AFP)	VDPV							
Afghanistan	1831	80	13	0	1737	1	10.0	0	0	92.1	80	0	1181	17	3	107	1054	0	10.2	2	0	92.5	17	0	16/08/2012
Bahrain	10	0	0	0	10	0	3.8	0	0	90.0	0	0	12	0	0	0	12	0	6.8	0	0	91.7	0	0	12/08/2012
Djibouti	6	0	0	0	6	0	2.1	0	0	66.7	0	0	4	0	0	1	3	0	2.1	1	0	75.0	0	0	18/08/2012
Egypt	1023	0	0	0	1022	1	3.3	0	0	92.6	0	0	662	0	0	77	585	0	3.1	0	0	90.3	0	0	16/08/2012
Iran	603	0	0	0	601	2	3.1	0	0	91.4	0	0	437	0	0	28	409	1	3.4	0	0	92.9	0	0	18/08/2012
Iraq	530	0	0	0	530	0	3.7	0	0	89.2	0	0	307	0	0	33	274	0	3.3	18	9	89.3	0	0	16/08/2012
Jordan	30	0	0	0	30	0	1.3	0	0	96.7	0	0	18	0	0	6	12	0	1.2	2	0	88.9	0	0	02/08/2012
Kuwait	38	0	0	0	38	0	5.1	0	0	92.1	0	0	24	0	0	2	22	0	4.8	1	0	87.5	0	0	15/08/2012
Lebanon	22	0	0	0	22	0	2.0	0	0	45.5	0	0	21	0	0	12	9	0	2.6	6	0	42.9	0	0	17/08/2012
Libya	35	0	0	0	35	0	1.7	0	0	100.0	0	0	28	0	0	5	23	0	2.1	0	0	100.0	0	0	18/08/2012
Morocco	76	0	0	0	76	0	0.8	0	0	80.3	0	0	51	0	0	20	31	0	0.8	7	0	82.4	0	0	28/07/2012
Oman	39	0	0	0	39	0	5.1	0	0	97.4	0	0	19	0	0	1	18	0	3.7	0	0	100.0	0	0	15/08/2012
Pakistan	5762	198	31	0	5533	0	7.3	0	0	87.5	196	2	2872	29	0	237	2606	0	5.7	84	6	90.0	27#	3#	16/08/2012
Palestine	17	0	0	0	17	0	1.1	0	0	100.0	0	0	12	0	0	5	7	0	1.1	1	0	91.7	0	0	12/08/2012
Qatar	6	0	0	0	6	0	2.6	0	0	83.3	0	0	10	0	0	7	3	0	6.6	4	0	90.0	0	0	15/08/2012
Saudi Arabia	213	0	0	0	213	0	2.5	0	0	99.1	0	0	153	0	0	26	127	0	2.7	0	0	95.4	0	0	17/08/2012
Somalia	172	0	1	0	162	9	3.4	0	0	98.3	0	0	90	0	1	10	79	0	2.6	3	0	96.7	0	0	17/08/2012
Sudan	362	0	0	0	362	0	2.4	0	0	96.7	0	0	262	0	0	13	248	1	2.6	0	0	96.2	0	0	16/08/2012
South Sudan	341	0	0	0	340	1	4.5	0	0	93.3	0	0	185	0	0	18	166	1	3.4	7	0	95.1	0	0	17/08/2012
Syria	168	0	0	0	168	0	1.7	0	0	93.5	0	0	72	0	0	3	69	0	1.1	1	0	88.9	0	0	16/08/2012
Tunisia	47	0	0	0	47	0	1.8	0	0	93.6	0	0	39	0	0	3	36	0	2.3	1	0	71.8	0	0	14/08/2012
U.A.E	25	0	0	0	25	0	2.5	0	0	100.0	0	0	29	0	0	1	28	0	4.4	0	0	100.0	0	0	16/08/2012
Yemen	386	0	0	0	376	10	3.5	0	0	91.5	0	0	276	0	0	42	232	2	3.6	1	0	93.8	0	0	12/08/2012
EMR	11742	278	45	0	11395	24	4.8	0	0	90.0	276	2	6764	46	4	657	6053	5	4.2	139	15	91.1	44	3	
2010	11338	169	31	0	11129	10	4.6	0	0	90.9	137	32													

\* Confirmed polio cases refer to wild isolation from AFP cases or from contacts of negative index AFP cases

\*\* Non-polio AFP per 100,000 children <15 years

\*\*\* Adequate here refers to two stool specimens collected at least 24 hours apart, within 14 days of paralysis onset

\*\*\*\* AFP cases co infected with P1 and P3 are counted separately as wild isolates

# One AFP case in Pakistan had co infection P1 & P3 from 2 contacts P1 & P3



AFP SURVEILLANCE

27-Aug-12

Week 34, ending 26 August 2012

Number 725

**Table 4: Investigation of contacts of AFP cases with paralysis onset in 2011 up to Week (34/12)/ Ending on : (26/08/12)**

Country	No. of AFP cases	No. of eligible AFP cases for contact sampling*	% of eligible AFP cases with contact samplings	% of eligible AFP cases with 3+ contacts	Total number of Contacts**	% of contacts under 5 years	% of contacts with specimens collected within 7 days of notification of index	% Contact specimens in lab within 3 days of collection	% Contact specimens positive for NPEV	% Contact specimens positive for Sabin like virus	No. of contacts positive for wild virus	% of wild polio virus isolation from contacts	No. of Contacts positive for VDPVs	No. of -ve index AFP cases identified positive by contact	No. of district identified infected from contacts
Afghanistan	1181	89	88.8	87.6	538	94.4	75.5	32.2	22.9	4.1	0	0.0		0	0
Bahrain	12	1	100.0	0.0	1	0.0	100.0	0.0	0.0	0.0	0	0.0		0	0
Djibouti	4	1	100.0	100.0	8	75.0	100.0	0.0	0.0	50.0	0	0.0		0	0
Egypt	662	69	78.3	78.3	240	78.8	43.8	100.0	19.6	1.7	0	0.0		0	0
Iran	437	31	96.8	83.9	119	77.3	27.7	79.8	3.4	0.8	0	0.0		0	0
Iraq	307	33	72.7	57.6	79	62.0	46.8	67.1	3.8	0.0	0	0.0		0	0
Jordan	18	2	0.0	0.0	0						0			0	0
Kuwait	24	3	66.7	66.7	66	47.0	66.7	100.0	0.0	0.0	0	0.0		0	0
Lebanon	21	12	50.0	25.0	15	13.3	66.7	15.4	15.4	0.0	0	0.0		0	0
Libya	28	0			0						0			0	0
Morocco	51	9	55.6	33.3	29	34.5	17.2	96.2	0.0	0.0	0	0.0		0	0
Oman	19	0			56	87.5	94.6	100.0	14.6	2.1	0	0.0		0	0
Pakistan	2872	288	87.2	84.4	913	91.5	61.3	69.0	24.9	4.0	4	0.5		2	1
Palestine	12	1	0.0	0.0	0						0			0	0
Qatar	10	1	0.0	0.0	0						0			0	0
Saudi Arabia	153	7	71.4	71.4	40	50.0	70.0	63.2	0.0	5.3	0	0.0		0	0
Somalia	90	3	100.0	100.0	269	91.8	99.3	9.0	15.0	3.4	0	0.0		0	0
Sudan	262	10	100.0	100.0	197	79.2	53.3	37.4	11.7	0.6	0	0.0		0	0
South Sudan	185	9	100.0	100.0	528	83.0	90.7	1.0	10.4	1.3	0	0.0		0	0
Syria	72	8	62.5	37.5	18	77.8	16.7	70.6	0.0	0.0	0	0.0		0	0
Tunisia	39	11	36.4	18.2	43	4.7	20.9	47.6	0.0	0.0	0	0.0		0	0
U.A.E.	29	0			0						0			0	0
Yemen	276	17	88.2	82.4	130	57.7	56.9	0.0	11.6	27.9	0	0.0		0	0
<b>Grand Total 2012</b>	<b>6764</b>	<b>605</b>	<b>83.3</b>	<b>78.5</b>	<b>3289</b>	<b>82.8</b>	<b>67.7</b>	<b>47.7</b>	<b>17.1</b>	<b>3.1</b>	<b>4</b>	<b>0.1</b>		<b>2</b>	<b>1</b>
<b>Grand Total 2011</b>	<b>11742</b>	<b>1191</b>	<b>81.4</b>	<b>78.8</b>	<b>6049</b>	<b>85.7</b>	<b>69.5</b>	<b>51.3</b>	<b>18.5</b>	<b>3.8</b>	<b>33</b>	<b>0.6</b>	<b>16</b>	<b>18</b>	<b>9</b>

\* Eligible refers to AFP cases with inadequate stool specimens

\*\* Total number of contacts from eligible AFP cases and from other AFP cases as per with country criteria for contact sampling

Last wild contacts in EMRO, 01/01/2012- 26/08/2012

Year	Country	Count of wild contacts	Date of Most Recent stool collection
2012	Pakistan	4	31/01/2012
<b>2012 Total</b>		<b>4</b>	<b>31/01/2012</b>



**Table 5: Laboratory investigation of AFP cases with paralysis onset in 2012 up to Week (34/12)/ Ending on : (26/08/12)**

Country	Polio laboratories  Sequencing performed by CDC and RIVM laboratories	AFP cases with specimens	Preliminary virus isolation results of AFP cases						Poliovirus intratypic differentiation results #										Indicators				Latest report Date			
			Referred for ITD		NPEV only	Negative	Pending		Type 1			Type 2			Type 3			Discordant pending sequence	NPEV by PCR	Non-EV	Pending ITD	% specimens positive for NPEV*		% AFP cases with culture results within 14 days	% AFP cases with ITD results within 7 days	% AFP cases with ITD results within 45 days of onset**
			L20B+	L20B-/NPEV			received < / = 14 days	received > 14 days ago	Wild	Sabin	VDPV	Wild	Sabin	VDPV	Wild	Sabin	VDPV									
Afghanistan	RRL Pakistan	1149	73	9	224	795	48		17	23		6		45			1			17%	100%	99%	98%	24/08/2012		
Bahrain	PNL Oman	11			1	10														6%	100%		82%	26/08/2012		
Djibouti	NPL Kenya	4				4														0%			100%	18/08/2012		
Egypt**	RRL Egypt	642	14	4	104	468	10	42		10		2		6		1	3	3	16%	94%	100%	99%	16/08/2012			
Iran	NPL Iran	452	18		19	400	15			4		1	1	5			10		3%	99%	100%	99%	26/08/2012			
Iraq	NPL Iraq, RRL Egypt	306	10	1	43	233	2	18				1		1					14%	100%	100%	50%	16/08/2012			
Jordan	NPL Jordan, RRL Tunisia	20				20													8%	95%			26/08/2012			
Kuwait	RRL Kuwait	31				31													1%	68%		100%	23/08/2012			
Lebanon	RRL Egypt	34	2		6	26						1		1			1		15%	100%	100%	88%	16/08/2012			
Libya	RRL Tunisia	30			1	28	1												4%	93%		100%	24/08/2012			
Morocco	NPL Morocco, RRL Tunisia	49				42		7											0%	95%		98%	24/08/2012			
Oman	NPL Oman	19	1			18				1									13%	100%	100%	100%	26/08/2012			
Pakistan	RRL Pakistan	3064	164	20	636	2119	116	10	25	66		23		2	87		5		19%	100%	99%	98%	24/08/2012			
Palestine & UNRWA		12			2	8		2											20%	10%		80%	22/08/2012			
Qatar	NPL Oman	11	1			10											1		0%	100%	100%	100%	26/08/2012			
Saudi Arabia	NPL Saudi Arabia, NPL Oman	146	6		4	134		2		1		4		2				2%	96%	100%	92%	12/08/2012				
Somalia	NPL Kenya	89	3		18	61	1	6		1		1		2				22%	2%		96%	23/08/2012				
Sudan	NPL Sudan, RRL Egypt	261	4		33	214	10			4		1	1	1			2	12%	92%	100%	100%	26/08/2012				
South Sudan	NPL Kenya	184	6		26	142		10		1		1	1	5				15%	0%		91%	23/08/2012				
Syria	NPL Syria, RRL Tunisia	69			2	66		1										2%	100%			05/08/2012				
Tunisia	RRL Tunisia	39	2		1	34	2					2		1				1%	94%	50%	95%	24/08/2012				
U.A.E	NPL Oman	29				28	1												0%	100%		89%	26/08/2012			
Yemen	RRL Egypt	265	20	4	39	176	7	17		6		10	1	9	1		2	14%	90%	100%	89%	16/08/2012				
<b>Total EMR 2012</b>		6916	324	38	1159	5067	213	115	42	117		53	4	2	165	1	3	12	14	15%	94%	99%	97%			
<b>Total EMR 2011</b>		11584	668	62	2056	8794			258	183	2	109	18	2	222		2	6	37	2	16%	94%	98%	94%		

\* Specimens from all sources including non-AFP cases, excluding environmental samples

\*\* This indicator reflects surveillance and laboratory activities

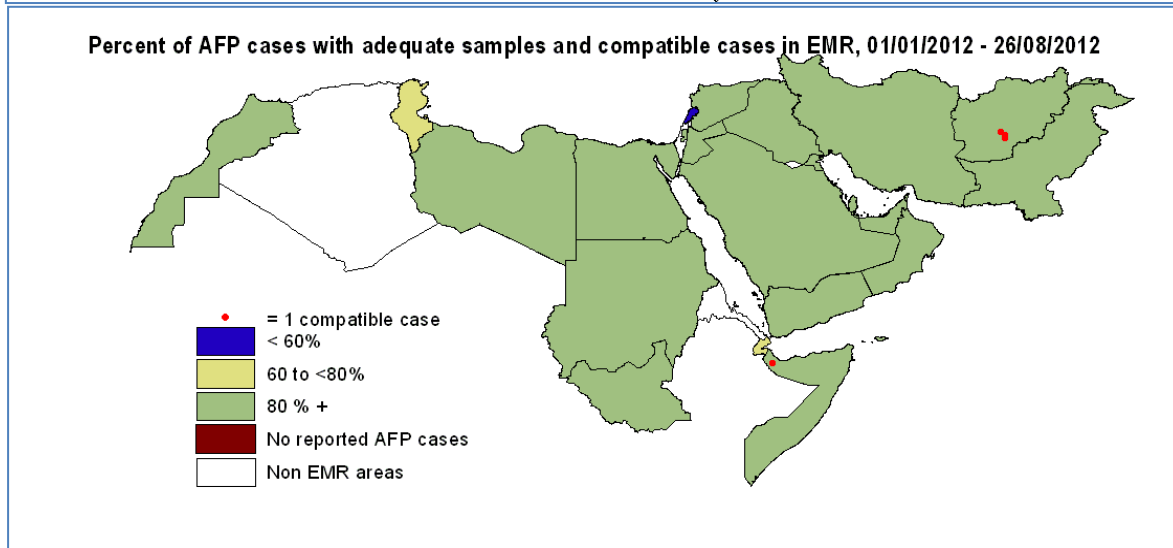
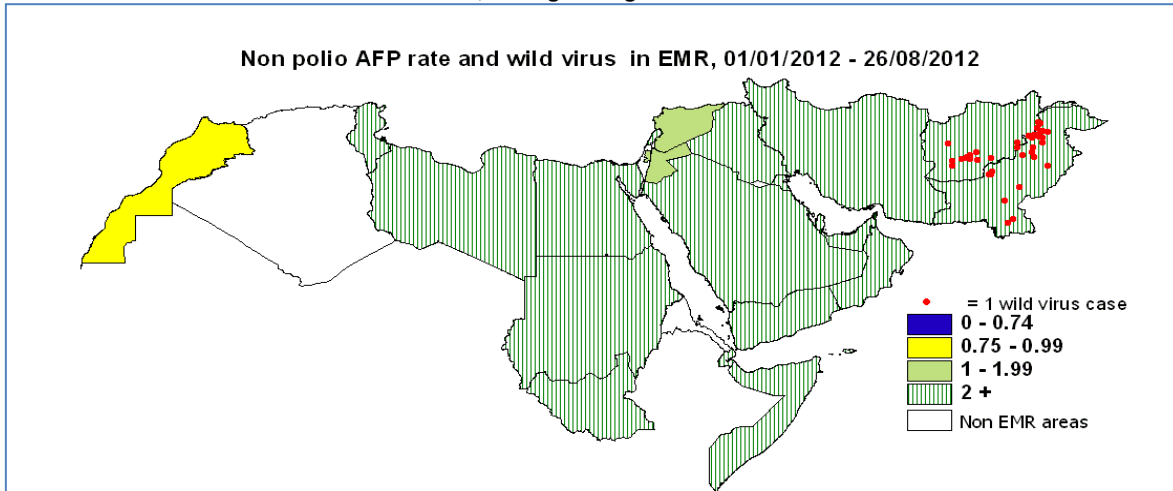
\*\*\* Environmental surveillance initiated in Egypt in September 2000 showed the following:

Year	2000	2001	2002	2003	2004	2005	2006	2007	2008	2009	2010	2011	2012
Negative	52	55	136	299	469	499	492	458	444	481	415	448	224
Pending													33
Wild	2	75	26	12	13	2			2		1		
<b>Grand Total</b>	<b>54</b>	<b>130</b>	<b>162</b>	<b>311</b>	<b>482</b>	<b>501</b>	<b>492</b>	<b>458</b>	<b>446</b>	<b>481</b>	<b>416</b>	<b>448</b>	<b>257</b>

In 2008, out of 446 samples, 2 positive for wild virus in Giza governorate (Al Haram Site) genomic sequence data indicate importation from Ethiopia / South Sudan & Cairo governorate (Al Haggana 2) genomic sequence data indicate nearest importation from India. In 2 010, 1 positive sample for wild virus in Aswan governorate (Aswan City) genomic sequence data indicate nearest importation from Sudan.

\*\*\*\*Environmental surveillance initiated in Pakistan in August 2009 showed the following:

Status	2009		2010					2011					2012																				
	KHIBALDIA TOWN	KHIGADAP TOWN	KHIGADAP TOWN	KHIGADAP TOWN	KHIGADAP TOWN	KHIGADAP TOWN	KHIGADAP TOWN	KHIGADAP TOWN	KHIGADAP TOWN	KHIGADAP TOWN	KHIGADAP TOWN	KHIGADAP TOWN	KHIGADAP TOWN	KHIGADAP TOWN	KHIGADAP TOWN	KHIGADAP TOWN																	
Negative	9	3	5	10	27	10	11	12	27	2	2	4	9	77	8	8	10	17	5	1	4	15	68	7	12	12	6	3	3	11	16	1	71
pending																																	18
Wild	1	8	7	2	18	6	20	12	6	12	5	9	9	79	4	28	14	19	19	11	20	21	136	8	2	15	11	4	2	4	5	1	52
<b>Grand Total</b>	<b>10</b>	<b>11</b>	<b>12</b>	<b>12</b>	<b>45</b>	<b>16</b>	<b>31</b>	<b>24</b>	<b>33</b>	<b>14</b>	<b>7</b>	<b>13</b>	<b>18</b>	<b>156</b>	<b>12</b>	<b>36</b>	<b>24</b>	<b>36</b>	<b>24</b>	<b>12</b>	<b>24</b>	<b>36</b>	<b>204</b>	<b>7</b>	<b>23</b>	<b>16</b>	<b>24</b>	<b>15</b>	<b>8</b>	<b>15</b>	<b>23</b>	<b>8</b>	<b>2</b>

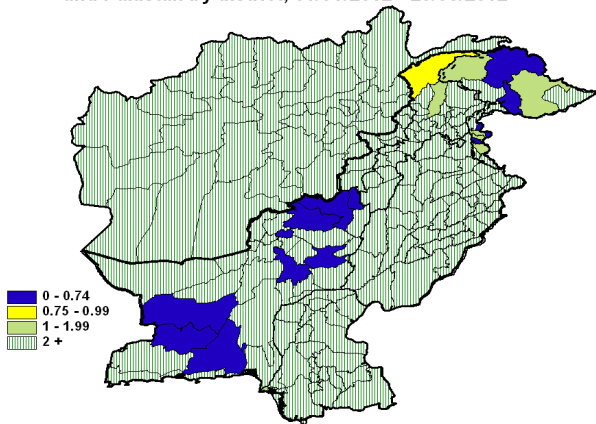


**Wild polio cases by country and date of onset of paralysis in EMR, 2011-12**

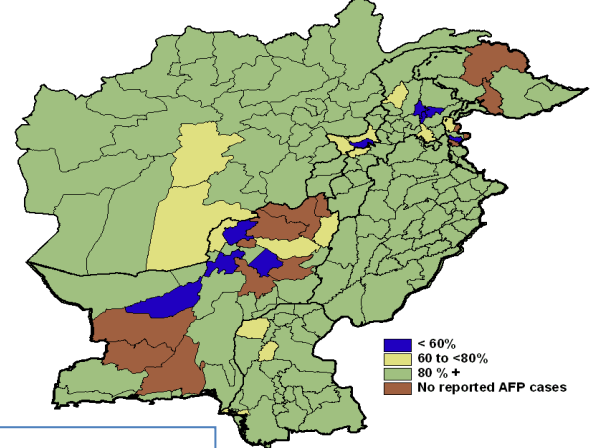
Year	COUNTRY	P1			P3			P1P3			Total Count	Total First Case	Total Last Case
		Count	First Case	Last Case	Count	First Case	Last Case	Count	First Case	Last Case			
2012	AFG	17	01/01/2012	21/07/2012							17	01/01/2012	21/07/2012
	PAK	26	01/01/2012	21/07/2012	2	19/02/2012	18/04/2012	1	04/01/2012	04/01/2012	29	01/01/2012	21/07/2012
<b>2012 Total</b>		<b>43</b>	<b>01/01/2012</b>	<b>21/07/2012</b>	<b>2</b>	<b>19/02/2012</b>	<b>18/04/2012</b>	<b>1</b>	<b>04/01/2012</b>	<b>04/01/2012</b>		<b>01/01/2012</b>	<b>21/07/2012</b>



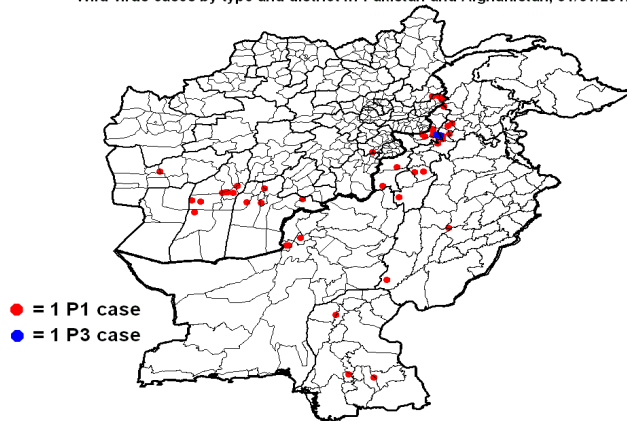
Non polio AFP rate in Afghanistan by province and Pakistan by district, 01/01/2012 - 26/08/2012



Percent of AFP cases with adequate samples in Afghanistan by province and Pakistan by district, 01/01/2012 - 26/08/2012



Wild virus cases by type and district in Pakistan and Afghanistan, 01/01/2012 - 26/08/2012



## Wild polio cases by district and date of onset of paralysis in Pakistan, 2012

PROVINCE	DISTRICT	P1			P3			P1P3			Total Count	Total First case	Total Last case
		Count	First case	Last case	Count	First case	Last case	Count	First case	Last case			
KHYBER PAKHTOON	MARDAN	1	21/07/2012	21/07/2012							1	21/07/2012	21/07/2012
	LAKKIMRWT	2	16/01/2012	19/07/2012							2	16/01/2012	19/07/2012
	CHARSADA	1	12/07/2012	12/07/2012							1	12/07/2012	12/07/2012
	PESHAWAR	2	10/01/2012	13/06/2012							2	10/01/2012	13/06/2012
	DIKHAN	1	11/01/2012	11/01/2012							1	11/01/2012	11/01/2012
	KOHAT	1	11/01/2012	11/01/2012							1	11/01/2012	11/01/2012
FATA	BAJOUR	1	12/07/2012	12/07/2012							1	12/07/2012	12/07/2012
	KHYBER	7	06/01/2012	02/07/2012	2	19/02/2012	18/04/2012	1	04/01/2012	04/01/2012	10	04/01/2012	02/07/2012
	WAZIR-S	1	13/05/2012	13/05/2012							1	13/05/2012	13/05/2012
	WAZIR-N	1	10/02/2012	10/02/2012							1	10/02/2012	10/02/2012
BALUCHISTAN	QUETTA	3	01/01/2012	22/06/2012							3	01/01/2012	22/06/2012
PUNJAB	RAJANPUR	1	21/05/2012	21/05/2012							1	21/05/2012	21/05/2012
	JHANG	1	20/01/2012	20/01/2012							1	20/01/2012	20/01/2012
SINDH	LARKANA	1	21/05/2012	21/05/2012							1	21/05/2012	21/05/2012
	HYDERABAD	1	27/01/2012	27/01/2012							1	27/01/2012	27/01/2012
	MIRPURKHAS	1	03/01/2012	03/01/2012							1	03/01/2012	03/01/2012
Grand Total		26	01/01/2012	21/07/2012	2	19/02/2012	18/04/2012	1	04/01/2012	04/01/2012		01/01/2012	21/07/2012

Khyber P1 case (NW/34/12/005) was identified as wild by a positive contact with date of stool collection 30/01/2012

Khyber P1P3 case (NW/34/12/002) was identified as wild by positive contacts with date of stool collection 30/01/2012

## Wild polio cases by district and date of onset of paralysis in Afghanistan, 2012

PROVINCE	DISTRICT	P1	First case	Last case
		Count		
KUNAR	BAR KUNAR	2	30/06/2012	21/07/2012
	NARI	1	01/07/2012	01/07/2012
HILMAND	SANGIN	1	20/07/2012	20/07/2012
	NAHRI SARRAJ	4	03/05/2012	05/07/2012
	REG (H)	1	28/06/2012	28/06/2012
	NAD ALI	2	01/01/2012	23/01/2012
FARAH	BALA BULUK	1	02/06/2012	02/06/2012
KANDAHAR	MAYWAND	1	18/05/2012	18/05/2012
	KHAKREZ	1	14/03/2012	14/03/2012
	KANDAHAR	1	15/01/2012	15/01/2012
	ARGHISTAN	1	03/01/2012	03/01/2012
PAKTYA	JADRAN	1	15/02/2012	15/02/2012
Grand Total		17	01/01/2012	21/07/2012