



World Health Organization – Regional Office for Eastern Mediterranean

AFP SURVEILLANCE

Week 31, ending 05 August 2012

6-Aug-12

Number 722

Table 1: Acute Flaccid Paralysis (AFP) cases by week of onset

Country	Reported AFP cases by week of onset - Week (31/12) / Ending on : (05/08/12)														
	Total AFP 2010	Total AFP 2011	Total AFP to date, 2012	W 20 20 May 12	W 21 27 May 12	W 22 03 Jun 12	W 23 10 Jun 12	W 24 17 Jun 12	W 25 24 Jun 12	W 26 01 Jul 12	W 27 08 Jul 12	W 28 15 Jul 12	W 29 22 Jul 12	W 30 29 Jul 12	W 31 05 Aug 12
Afghanistan	1572	1831	1090	32	42	51	47	32	27	34	42	30	41	15	7
Bahrain	10	10	12	0	1	0	0	0	1	0	0	0	0	0	0
Djibouti	3	6	4	0	0	0	0	0	0	0	0	0	0	0	0
Egypt	1151	1023	624	23	21	12	22	14	33	26	12	16	21	17	2
Iran	622	603	390	24	10	12	17	14	20	8	10	10	7	0	
Iraq	489	530	294	16	9	10	10	5	6	9	11	6	7	2	0
Jordan ****	40	30	18	1	0	2	0	0	1	1	0	0	0	0	
Kuwait	24	38	22	0	1	0	0	0	0	1	0				
Lebanon ****	19	22	19	0	1	1	3	0	1	1	0	0	1	0	
Libya	46	35	24	0	0	2	1	0	0	0	0	0	0		
Morocco	100	76	44	2	1	1	1	2	1	4	0	1	1		
Oman	33	39	18	1	0	1	1	1	1	0	1	0	0	0	0
Pakistan	5393	5762	2672	100	111	91	95	77	87	76	64	74	63	13	0
Palestine ****	15	17	12	0	0	0	0	0	1	1	0	1	2	0	0
Qatar	5	6	9	0	0	0	0	1	1	0	0	0	0	0	0
Saudi Arabia	239	213	142	1	3	1	6	1	4	2	3	4	0	1	0
Somalia	164	172	83	4	1	4	5	1	4	2	1	4	1	1	
Sudan	408	362	241	6	8	9	6	7	4	5	4	5	3	0	0
South Sudan	310	342	175	10	4	8	6	6	11	7	6	8	2	0	
Syria ****	194	168	72	6	5	2	4	2	5	3	1	0	1	0	
Tunisia	57	47	32	1	1	0	2	3	2	0	0				
U.A.E	18	25	29	3	0	3	0	0	1	2	0	0	0	1	0
Yemen	426	386	267	13	8	10	9	13	8	14	11	6	7	4	2
Total EMR	11338	11743	6293	243	227	220	235	179	219	196	166	165	157	54	11

No data = No report received

Table 2: Confirmed polio cases by month of onset

Country	Total year 2010	Total year 2011	05/08		Confirmed polio cases by month of onset											
			2011	2012	September 2011	October 2011	November 2011	December 2011	January 2012	February 2012	March 2012	April 2012	May 2012	June 2012	July 2012	August 2012
Afghanistan	25	80	17	16	14	13	15	10	4	1	1	0	4	3	3	
Bahrain	0	0	0	0	0	0	0	0	0	0	0	0	0	0	0	
Djibouti	0	0	0	0	0	0	0	0	0	0	0	0	0	0	0	
Egypt	0	0	0	0	0	0	0	0	0	0	0	0	0			
Iran	0	0	0	0	0	0	0	0	0	0	0					
Iraq	0	0	0	0	0	0	0	0	0	0	0	0	0	0		
Jordan ****	0	0	0	0	0	0	0	0	0	0	0	0	0	0		
Kuwait	0	0	0	0	0	0	0	0	0	0	0	0	0			
Lebanon ****	0	0	0	0	0	0	0	0	0	0	0	0	0	0		
Libya	0	0	0	0	0	0	0	0	0	0	0					
Morocco	0	0	0	0	0	0	0	0	0	0	0	0	0			
Oman	0	0	0	0	0	0	0	0	0	0	0	0	0	0	0	
Pakistan	144	198	71	28	34	37	18	21	11	3	1	1	6	1	5	
Palestine ****	0	0	0	0	0	0	0	0	0	0	0	0	0	0		
Qatar	0	0	0	0	0	0	0	0	0	0	0	0	0			
Saudi Arabia	0	0	0	0	0	0	0	0	0	0	0	0				
Somalia	0	0	0	0	0	0	0	0	0	0	0	0	0	0		
Sudan	0	0	0	0	0	0	0	0	0	0	0	0	0			
South Sudan	0	0	0	0	0	0	0	0	0	0	0	0	0			
Syria ****	0	0	0	0	0	0	0	0	0	0	0	0	0			
Tunisia	0	0	0	0	0	0	0	0	0	0	0	0	0			
U.A.E	0	0	0	0	0	0	0	0	0	0	0	0	0	0		
Yemen	0	0	0	0	0	0	0	0	0	0	0	0	0	0		
Total EMR	169	278	88	44	48	50	33	31	15	4	2	1	10	4	8	0

**** UNRWA cases are included with those of country of residence



Table 3: Investigation of AFP cases with paralysis onset in 2011 & 2012 up to Week (31/12) / Ending on : (05/08/12)

COUNTRY	2011												2012												Latest line List Date				
	AFP										Specimen		Wild cases ****		AFP											Specimen		Wild cases ****	
	Total AFP cases onset 2011	Case classification					Non polio AFP rate **	AFP cases pending classification > 90 days from onset of paralysis	AFP cases pending classification and lab > 90 days from onset of paralysis	% with *** adequate specimens	Wild P1 Poliovirus	Wild P3 Poliovirus	Total AFP cases onset 2012	Case classification					Annualized Non polio AFP rate **	AFP cases pending classification > 90 days from onset of paralysis	AFP cases pending classification and lab > 90 days from onset of paralysis	% with *** adequate specimens	Wild P1 Poliovirus	Wild P3 Poliovirus					
		Total Confirmed Polio Cases *	Polio Compatible	Pending Classification	Discarded (non polio AFP)	VDPV								Total Confirmed Polio Cases *	Polio Compatible	Pending Classification	Discarded (non polio AFP)	VDPV											
Afghanistan	1831	80	13	0	1737	1	10.0	0	0	92.1	80	0	1090	16	3	96	975	0	10.3	6	0	92.3	16	0	05/08/2012				
Bahrain	10	0	0	0	10	0	3.8	0	0	90.0	0	0	12	0	0	5	7	0	7.4	2	1	83.3	0	0	05/08/2012				
Djibouti	6	0	0	0	6	0	2.1	0	0	66.7	0	0	4	0	0	1	3	0	2.3	1	0	75.0	0	0	05/08/2012				
Egypt	1023	0	0	0	1022	1	3.3	0	0	92.6	0	0	624	0	0	80	544	0	3.2	0	0	89.1	0	0	02/08/2012				
Iran	603	0	0	0	601	2	3.1	0	0	91.4	0	0	390	0	0	24	366	1	3.4	2	0	92.8	0	0	29/07/2012				
Iraq	530	0	0	0	530	0	3.7	0	0	89.2	0	0	294	0	0	49	245	0	3.4	16	9	88.4	0	0	05/08/2012				
Jordan	30	0	0	0	30	0	1.3	0	0	96.7	0	0	18	0	0	6	12	0	1.3	0	0	88.9	0	0	02/08/2012				
Kuwait	38	0	0	0	38	0	5.1	0	0	92.1	0	0	22	0	0	2	20	0	4.9	1	0	90.9	0	0	08/07/2012				
Lebanon	22	0	0	0	22	0	2.0	0	0	45.5	0	0	19	0	0	10	9	0	2.6	6	0	47.4	0	0	03/08/2012				
Libya	35	0	0	0	35	0	1.7	0	0	100.0	0	0	24	0	0	3	21	0	2.0	0	0	100.0	0	0	28/07/2012				
Morocco	76	0	0	0	76	0	0.8	0	0	80.3	0	0	44	0	0	17	27	0	0.7	5	0	75.0	0	0	28/07/3012				
Oman	39	0	0	0	39	0	5.1	0	0	97.4	0	0	18	0	0	0	18	0	3.8	0	0	100.0	0	0	05/08/2012				
Pakistan	5762	198	31	0	5533	0	7.3	0	0	87.5	196	2	2672	28	0	231	2413	0	5.8	64	3	90.4	26 #	3 #	05/08/2012				
Palestine	17	0	0	0	17	0	1.1	0	0	100.0	0	0	12	0	0	6	6	0	1.2	1	0	91.7	0	0	05/08/2012				
Qatar	6	0	0	0	6	0	2.6	0	0	83.3	0	0	9	0	0	6	3	0	6.5	4	0	88.9	0	0	05/08/2012				
Saudi Arabia	213	0	0	0	213	0	2.5	0	0	99.1	0	0	142	0	0	22	120	0	2.7	0	0	94.4	0	0	05/08/2012				
Somalia	172	0	1	0	162	9	3.4	0	0	98.3	0	0	83	0	1	9	73	0	2.7	1	0	96.4	0	0	03/08/2012				
Sudan	362	0	0	0	362	0	2.4	0	0	96.7	0	0	241	0	0	10	230	1	2.6	0	0	96.3	0	0	05/08/2012				
South Sudan	342	0	0	0	341	1	4.5	0	0	93.0	0	0	175	0	0	33	141	1	3.5	6	0	94.9	0	0	03/08/2012				
Syria	168	0	0	0	168	0	1.7	0	0	93.5	0	0	72	0	0	7	65	0	1.2	1	0	88.9	0	0	02/08/2012				
Tunisia	47	0	0	0	47	0	1.8	0	0	93.6	0	0	32	0	0	8	24	0	2.1	1	0	68.8	0	0	10/07/2012				
U.A.E	25	0	0	0	25	0	2.5	0	0	100.0	0	0	29	0	0	1	28	0	4.8	0	0	96.6	0	0	05/08/2012				
Yemen	386	0	0	0	376	10	3.5	0	0	91.5	0	0	267	0	0	36	229	2	3.8	0	0	94.0	0	0	05/08/2012				
EMR	11743	278	45	0	11396	24	4.8	0	0	90.0	276	2	6293	44	4	662	5579	5	4.3	117	13	91.0	42	3					
2010	11338	169	31	0	11129	10	4.6	0	0	90.9	137	32																	

* Confirmed polio cases refer to wild isolation from AFP cases or from contacts of negative index AFP cases

** Non-polio AFP per 100,000 children <15 years

*** Adequate here refers to two stool specimens collected at least 24 hours apart, within 14 days of paralysis onset

**** AFP cases co infected with P1 and P3 are counted separately as wild isolates

One AFP case in Pakistan had co infection P1 & P3 from 2 contacts P1 & P3



Table 4: Investigation of contacts of AFP cases with paralysis onset in 2012 up to Week (31/12)/ Ending on : (05/08/12)

Country	No. of AFP cases	No. of eligible AFP cases for contact sampling*	% of eligible AFP cases with contact samplings	% of eligible AFP cases with 3+ contacts	Total number of Contacts**	% of contacts under 5 years	% of contacts with specimens collected within 7 days of notification of index	% Contact specimens in lab within 3 days of collection	% Contact specimens positive for NPEV	% Contact specimens positive for Sabin like virus	No. of contacts positive for wild virus	% of wild polio virus isolation from contacts	No. of Contacts positive for VDPVs	No. of -ve index AFP cases identified positive by contact	No. of district identified infected from contacts
Afghanistan	1090	84	88.1	86.9	510	94.1	74.1	32.6	23.3	4.1	0	0.0		0	0
Bahrain	12	2	0.0	0.0	0						0			0	0
Djibouti	4	1	100.0	100.0	8	75.0	100.0	0.0	0.0	50.0	0	0.0		0	0
Egypt	624	73	72.6	72.6	237	78.5	44.3	100.0	17.4	1.9	0	0.0		0	0
Iran	390	28	96.4	82.1	102	77.5	29.4	76.5	1.0	1.0	0	0.0		0	0
Iraq	294	34	70.6	55.9	79	62.0	46.8	62.1	4.5	0.0	0	0.0		0	0
Jordan	18	2	0.0	0.0	0						0			0	0
Kuwait	22	2	50.0	50.0	60	48.3	68.3	100.0	0.0	0.0	0	0.0		0	0
Lebanon	19	10	50.0	30.0	13	15.4	76.9	0.0	0.0	0.0	0	0.0		0	0
Libya	24	0			0						0			0	0
Morocco	44	11	45.5	27.3	29	34.5	17.2	96.2	0.0	0.0	0	0.0		0	0
Oman	18	0			56	87.5	94.6	100.0	14.6	2.1	0	0.0		0	0
Pakistan	2672	256	86.3	83.6	832	91.6	58.5	68.1	23.6	4.3	4	0.5		2	1
Palestine	12	1	0.0	0.0	0						0			0	0
Qatar	9	1	0.0	0.0	0						0			0	0
Saudi Arabia	142	8	62.5	62.5	36	50.0	66.7	80.0	0.0	0.0	0	0.0		0	0
Somalia	83	3	100.0	100.0	242	92.1	99.2	8.8	15.7	3.7	0	0.0		0	0
Sudan	241	9	88.9	88.9	175	78.3	53.1	35.7	12.3	0.6	0	0.0		0	0
South Sudan	175	9	100.0	100.0	498	82.1	90.4	1.0	8.5	1.5	0	0.0		0	0
Syria	72	8	62.5	37.5	18	77.8	16.7	70.6	0.0	0.0	0	0.0		0	0
Tunisia	32	10	30.0	10.0	25	8.0	32.0	80.0	0.0	0.0	0	0.0		0	0
U.A.E.	29	1	0.0	0.0	0						0			0	0
Yemen	267	16	75.0	68.8	115	60.0	59.1	0.0	13.2	18.4	0	0.0		0	0
Grand Total 2012	6293	569	80.1	75.6	3035	83.2	67.2	47.7	16.6	3.2	4	0.2		2	1
Grand Total 2011	11743	1192	81.5	78.8	6064	85.8	69.4	51.4	18.5	3.8	33	0.6	16	18	9

* Eligible refers to AFP cases with inadequate stool specimens

** Total number of contacts from eligible AFP cases and from other AFP cases as per with country criteria for contact sampling

Last wild contacts in EMRO, 01/01/2012- 05/08/2012

Year	Country	Data	Date of Most Recent stool collection
2012	Pakistan	Count of wild contacts	4
2012 Total			4



Table 5: Laboratory investigation of AFP cases with paralysis onset in 2012 up to Week (31/12) / Ending on : (05/08/12)

Country	Polio laboratories Sequencing performed by CDC and RIVM laboratories	AFP cases with specimens	Preliminary virus isolation results of AFP cases						Poliovirus intratypic differentiation results #									Indicators				Latest report Date				
			Referred for ITD		NPEV only	Negative	Pending		Type 1			Type 2			Type 3			Discordant pending sequence	NPEV by PCR	Non-EV	Pending ITD		% specimens positive for NPEV*	% AFP cases with culture results within 14 days	% AFP cases with ITD results within 7 days	% AFP cases with ITD results within 45 days of onset**
			L20B+	L20B+INPEV			received < / = 14 days	received > 14 days ago	Wild	Sabin	VDPV	Wild	Sabin	VDPV	Wild	Sabin	VDPV									
Afghanistan	RRL Pakistan	1070	71	9	198	728	64		16	23		6			44		1			17%	100%	99%	98%	05/08/2012		
Bahrain	PNL Oman	11			1	10														6%	100%		82%	05/08/2012		
Djibouti	NPL Kenya	4				4														0%			100%	05/08/2012		
Egypt***	RRL Egypt	584	13	3	96	439	8	25		10			2			6	1	2	3	15%	94%	100%	99%	26/07/2012		
Iran	NPL Iran	411	18		16	359	17	2		4			1	1		5		10		3%	98%	100%	99%	04/08/2012		
Iraq	RRL Egypt	293	10	1	37	209	15	22					1			1				13%	100%	100%	50%	05/08/2012		
Jordan	RRL Tunisia	19				18	1													8%	94%			02/08/2012		
Kuwait	RRL Kuwait	29				29														1%	66%		100%	29/07/2012		
Lebanon	RRL Egypt	34	2		4	26	2						1			1	1			10%	100%	100%	91%	26/07/2012		
Libya	RRL Tunisia	26			1	25														4%	100%		100%	13/07/2012		
Morocco	RRL Tunisia	44				41	1	2												0%	95%		98%	03/08/2012		
Oman	NPL Oman	18	1			17				1										14%	100%	100%	100%	05/08/2012		
Pakistan	RRL Pakistan	2837	151	14	555	1963	154		24	57			22		2	77		3		18%	100%	99%	98%	05/08/2012		
Palestine & UNRWA		12			2	7	2	1												22%	11%		78%	01/08/2012		
Qatar	NPL Oman	10	1			9												1		0%	100%	100%	100%	05/08/2012		
Saudi Arabia	NPL Oman	139	6		4	119		10		1			4			2				3%	95%	100%	92%	02/07/2012		
Somalia	NPL Kenya	82	2		17	57	2	4		1			1			1				22%	3%		96%	03/08/2012		
Sudan	RRL Egypt	246	4		32	198	12			4			1	1		1		2		13%	92%	100%	100%	05/08/2012		
South Sudan	NPL Kenya	174	5		18	125		26		1				1		4				12%	0%		92%	03/08/2012		
Syria	RRL Tunisia	69			2	66	1													2%	100%			05/08/2012		
Tunisia	RRL Tunisia	36	2		1	28		5								1				2%	90%	50%	94%	13/07/2012		
U.A.E	NPL Oman	28				28														0%	100%		89%	05/08/2012		
Yemen	RRL Egypt	241	20	2	36	162	7	13		6			10	1		8	1			13%	89%	100%	89%	26/07/2012		
Total EMR 2012		6417	306	29	1020	4667	286	110	40	108			51	4	2	151	1	3	8	14		15%	94%	99%	97%	
Total EMR 2011		11585	668	62	2056	8795			258	183	2		109	18	2	222		2	8	35	2	16%	94%	98%	94%	

* Specimens from all sources including non-AFP cases, excluding environmental samples

** This indicator reflects surveillance and laboratory activities

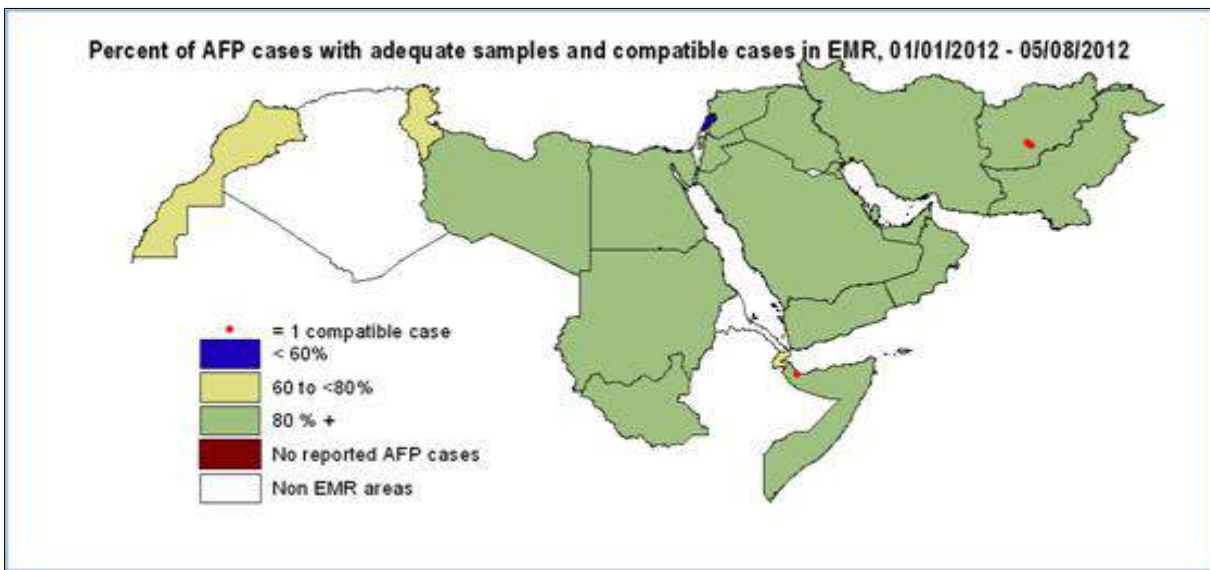
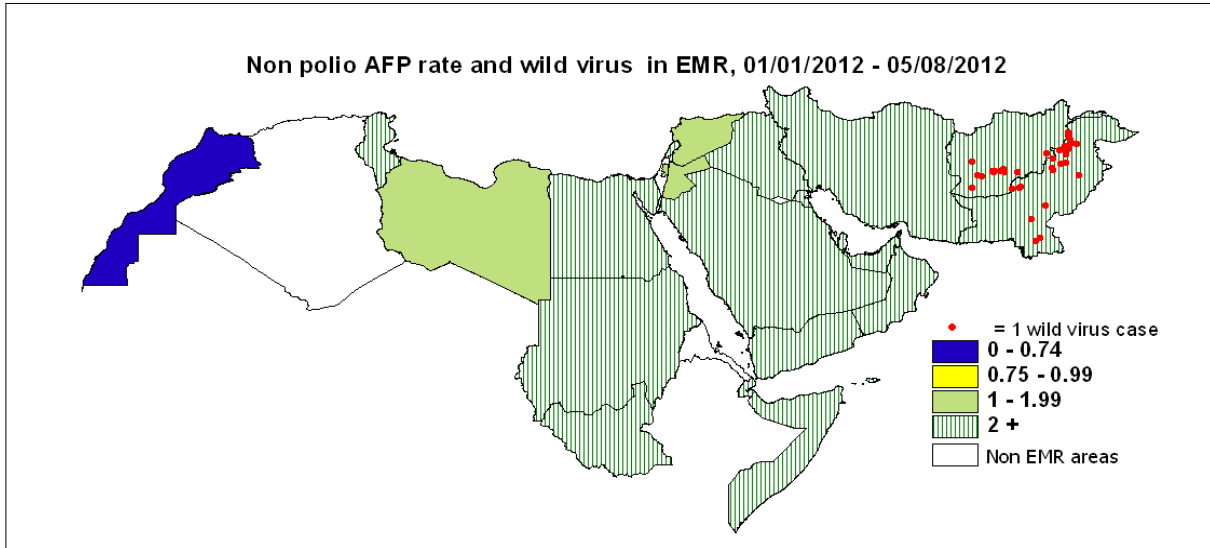
*** Environmental surveillance initiated in Egypt in September 2000 showed the following:

Year	2000	2001	2002	2003	2004	2005	2006	2007	2008	2009	2010	2011	2012	Grand Total
Negative	52	55	136	299	469	499	492	458	444	481	415	448	195	4443
Pending													37	37
Wild	2	75	26	12	13	2			2		1			133
Grand Total	54	130	162	311	482	501	492	458	446	481	416	448	232	4613

In 2008, out of 446 samples, 2 positive for wild virus in Giza governorate (Al Haram Site) genomic sequence data indicate importation from Ethiopia / South Sudan & Cairo governorate (Al Haggana 2) genomic sequence data indicate nearest importation from India. In 2010, 1 positive sample for wild virus in Aswan governorate (Aswan City) genomic sequence data indicate nearest importation from Sudan.

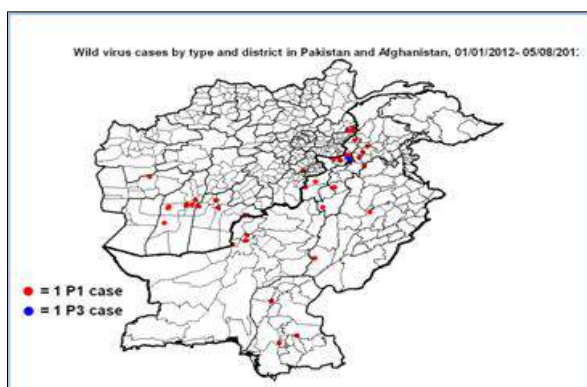
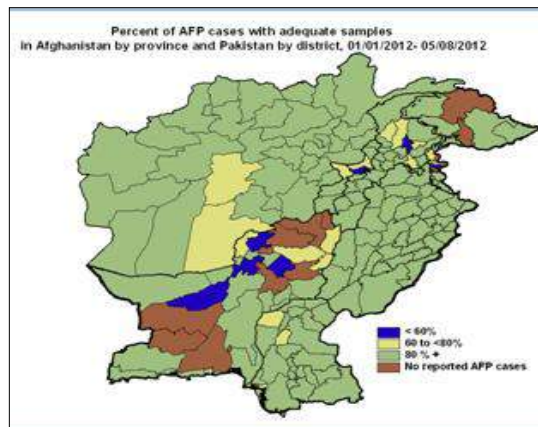
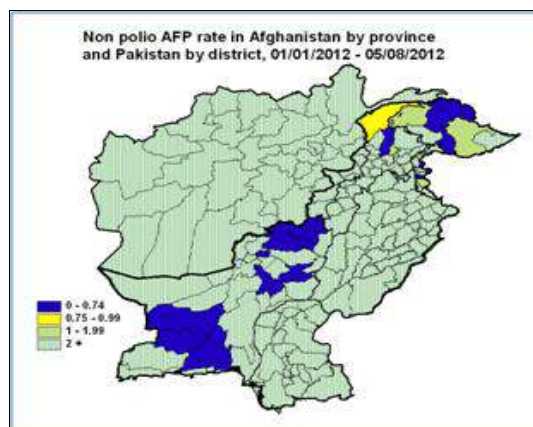
****Environmental surveillance initiated in Pakistan in August 2009 showed the following:

Year	2009				2010				2011				2012				2012 Total						
	Khilafat	Gadap	Shan-e-Iqbal	Lahore	Khilafat	Gadap	Shan-e-Iqbal	Lahore	Khilafat	Gadap	Shan-e-Iqbal	Lahore	Khilafat	Gadap	Shan-e-Iqbal	Lahore							
Negative pending	9	3	5	10	27	10	11	12	27	2	2	4	9	77	8	8	10	17	5	1	4	15	68
Wild	1	8	7	2	18	6	20	12	6	12	5	9	9	79	4	28	14	19	19	11	20	21	136
Grand Total	10	11	12	12	45	16	31	24	33	14	7	13	18	156	12	36	24	36	24	12	24	36	204



Wild polio cases by country and date of onset of paralysis in EMR, 2012

Year	COUNTRY	P1			P3			P1P3			Total Count	First Case	Last Case
		Count	First Case	Last Case	Count	First Case	Last Case	Count	First Case	Last Case			
2012	AFG	16	01/01/2012	21/07/2012							16	01/01/2012	21/07/2012
	PAK	25	01/01/2012	21/07/2012	2	19/02/2012	18/04/2012	1	04/01/2012	04/01/2012	28	01/01/2012	21/07/2012
2012 Total		41	01/01/2012	21/07/2012	2	19/02/2012	18/04/2012	1	04/01/2012	04/01/2012	44	01/01/2012	21/07/2012



Wild Polio cases by district and date of onset of paralysis, Afghanistan 2012

PROVINCE	DISTRICT	P1		
		Count	First case	Last case
KUNAR	BAR KUNAR	2	30/06/2012	21/07/2012
	NARI	1	01/07/2012	01/07/2012
HILMAND	NAHRI SARRAJ	4	03/05/2012	05/07/2012
	REG (H)	1	28/06/2012	28/06/2012
	NAD ALI	2	01/01/2012	23/01/2012
FARAH	BALA BULUK	1	02/06/2012	02/06/2012
KANDAHAR	MAYWAND	1	18/05/2012	18/05/2012
	KHAKREZ	1	14/03/2012	14/03/2012
	KANDAHAR	1	15/01/2012	15/01/2012
	ARGHISTAN	1	03/01/2012	03/01/2012
PAKTYA	JADRAN	1	15/02/2012	15/02/2012
Grand Total		16	01/01/2012	21/07/2012

Wild Polio cases by district and date of onset of paralysis, Pakistan 2012

PROVINCE	DISTRICT	P1			P3			P1P3			Total Count	First case	Last case
		Count	First case	Last case	Count	First case	Last case	Count	First case	Last case			
KHYBER PAKHTOON	MARDAN	1	21/07/2012	21/07/2012							1	21/07/2012	21/07/2012
	LAKKIMRWT	2	16/01/2012	19/07/2012							2	16/01/2012	19/07/2012
	CHARSADA	1	12/07/2012	12/07/2012							1	12/07/2012	12/07/2012
	DIKHAN	1	11/01/2012	11/01/2012							1	11/01/2012	11/01/2012
	KOHAT	1	11/01/2012	11/01/2012							1	11/01/2012	11/01/2012
	PESHAWAR	1	10/01/2012	10/01/2012							1	10/01/2012	10/01/2012
FATA	BAJOUR	1	12/07/2012	12/07/2012							1	12/07/2012	12/07/2012
	KHYBER	7	06/01/2012	02/07/2012	2	19/02/2012	18/04/2012	1	04/01/2012	04/01/2012	10	04/01/2012	02/07/2012
	WAZIR-S	1	13/05/2012	13/05/2012							1	13/05/2012	13/05/2012
	WAZIR-N	1	10/02/2012	10/02/2012							1	10/02/2012	10/02/2012
BALUCHISTAN	QUETTA	3	01/01/2012	22/06/2012							3	01/01/2012	22/06/2012
PUNJAB	RAJANPUR	1	21/05/2012	21/05/2012							1	21/05/2012	21/05/2012
	JHANG	1	20/01/2012	20/01/2012							1	20/01/2012	20/01/2012
SINDH	LARKANA	1	21/05/2012	21/05/2012							1	21/05/2012	21/05/2012
	HYDERABAD	1	27/01/2012	27/01/2012							1	27/01/2012	27/01/2012
	MIRPURKHAS	1	03/01/2012	03/01/2012							1	03/01/2012	03/01/2012
Grand Total		25	01/01/2012	21/07/2012	2	19/02/2012	18/04/2012	1	04/01/2012	04/01/2012	28	01/01/2012	21/07/2012

Khyber P1 case (NW/34/12/005) was identified as wild by a positive contact with date of stool collection 30/01/2012
 Khyber P1P3 case (NW/34/12/002) was identified as wild by positive contacts with date of stool collection 30/01/2012