



World Health Organization – Regional Office for Eastern Mediterranean

AFP SURVEILLANCE

Week 30, ending 29 July 2012

30-Jul-12

Number 721

Table 1: Acute Flaccid Paralysis (AFP) cases by week of onset

Country	Reported AFP cases by week of onset - Week (30/12) / Ending on : (29/07/12)														
	Total AFP 2010	Total AFP 2011	Total AFP to date, 2012	W 19 13 May 12	W 20 20 May 12	W 21 27 May 12	W 22 03 Jun 12	W 23 10 Jun 12	W 24 17 Jun 12	W 25 24 Jun 12	W 26 01 Jul 12	W 27 08 Jul 12	W 28 15 Jul 12	W 29 22 Jul 12	W 30 29 Jul 12
Afghanistan	1572	1831	1065	29	32	42	51	47	32	27	34	43	29	33	5
Bahrain	10	10	12	1	0	1	0	0	0	1	0	0	0	0	
Djibouti	3	6	4	0	0	0	0	0	0	0	0	0	0	0	
Egypt	1151	1023	606	19	23	21	12	22	14	33	26	12	16	19	3
Iran	622	603	390	11	24	10	12	17	14	20	8	10	10	7	0
Iraq	489	530	276	11	16	9	10	9	5	6	8	8	2		
Jordan ****	40	30	15	2	1	0	1	0	0	0	0	0	0	0	
Kuwait	24	38	22	0	0	1	0	0	0	0	1	0			
Lebanon ****	19	22	17	0	0	1	0	2	0	1	0	1	0		
Libya	46	35	24	0	0	0	2	1	0	0	0	0	0	0	
Morocco	100	76	44	3	2	1	1	1	2	1	4	0	1	1	
Oman	33	39	18	0	1	0	1	1	1	1	0	1	0	0	0
Pakistan	5393	5763	2559	90	100	111	90	95	75	86	67	48	47	19	0
Palestine ****	15	17	9	1	0	0	0	0	0	1	1	0	0	0	0
Qatar	5	6	9	0	0	0	0	0	1	1	0	0	0	0	0
Saudi Arabia	239	213	141	4	1	3	1	6	1	4	2	3	4	0	0
Somalia	164	172	81	3	4	1	4	5	1	4	2	1	4	0	
Sudan	408	362	241	10	6	8	9	6	7	4	5	4	5	3	0
South Sudan	310	342	168	2	10	4	8	6	6	11	7	5	3	1	
Syria ****	194	168	72	0	6	5	2	4	2	5	3	1	0	1	
Tunisia	57	47	32	2	1	1	0	2	3	2	0	0			
U.A.E	18	25	26	1	3	0	2	0	0	1	0	0	0	0	0
Yemen	426	386	259	8	13	8	10	9	13	8	14	11	6	5	0
Total EMR	11338	11744	6090	197	243	227	216	233	177	217	182	148	127	89	8

No data = No report received

Table 2: Confirmed polio cases by month of onset

Country	Total year 2010	Total year 2011	29/07		Confirmed polio cases by month of onset											
			2011	2012	August 2011	September 2011	October 2011	November 2011	December 2011	January 2012	February 2012	March 2012	April 2012	May 2012	June 2012	July 2012
Afghanistan	25	80	12	15	16	14	13	15	10	4	1	1	0	4	3	2
Bahrain	0	0	0	0	0	0	0	0	0	0	0	0	0	0	0	
Djibouti	0	0	0	0	0	0	0	0	0	0	0	0	0	0	0	
Egypt	0	0	0	0	0	0	0	0	0	0	0	0	0	0		
Iran	0	0	0	0	0	0	0	0	0	0	0	0				
Iraq	0	0	0	0	0	0	0	0	0	0	0	0	0	0		
Jordan ****	0	0	0	0	0	0	0	0	0	0	0	0	0	0	0	
Kuwait	0	0	0	0	0	0	0	0	0	0	0	0	0	0		
Lebanon ****	0	0	0	0	0	0	0	0	0	0	0	0	0	0		
Libya	0	0	0	0	0	0	0	0	0	0	0	0	0			
Morocco	0	0	0	0	0	0	0	0	0	0	0	0		0		
Oman	0	0	0	0	0	0	0	0	0	0	0	0	0	0	0	
Pakistan	144	198	71	23	17	34	37	18	21	11	3	1	1	6	1	
Palestine ****	0	0	0	0	0	0	0	0	0	0	0	0	0	0	0	
Qatar	0	0	0	0	0	0	0	0	0	0	0	0	0	0		
Saudi Arabia	0	0	0	0	0	0	0	0	0	0	0	0	0			
Somalia	0	0	0	0	0	0	0	0	0	0	0	0	0	0		
Sudan	0	0	0	0	0	0	0	0	0	0	0	0	0	0		
South Sudan	0	0	0	0	0	0	0	0	0	0	0			0		
Syria ****	0	0	0	0	0	0	0	0	0	0	0	0	0	0		
Tunisia	0	0	0	0	0	0	0	0	0	0	0	0	0	0		
U.A.E	0	0	0	0	0	0	0	0	0	0	0	0	0	0		
Yemen	0	0	0	0	0	0	0	0	0	0	0	0	0	0		
Total EMR	169	278	83	38	33	48	50	33	31	15	4	2	1	10	4	2

**** UNRWA cases are included with those of country of residence



Table 3: Investigation of AFP cases with paralysis onset in 2011 & 2012 up to Week (30/12) / Ending on : (29/07/12)

COUNTRY	2011												2012												Latest line List Date				
	AFP										Specimen		Wild cases ****		AFP											Specimen		Wild cases ****	
	Total AFP cases onset 2011	Case classification					Non polio AFP rate **	AFP cases pending classification > 90 days from onset of paralysis	AFP cases pending classification and lab > 90 days from onset of paralysis	% with *** adequate specimens	Wild P1 Poliovirus	Wild P3 Poliovirus	Total AFP cases onset 2012	Case classification					Annualized Non polio AFP rate **	AFP cases pending classification > 90 days from onset of paralysis	AFP cases pending classification and lab > 90 days from onset of paralysis	% with *** adequate specimens	Wild P1 Poliovirus	Wild P3 Poliovirus					
		Total Confirmed Polio Cases *	Polio Compatible	Pending Classification	Discarded (non polio AFP)	VDPV								Total Confirmed Polio Cases *	Polio Compatible	Pending Classification	Discarded (non polio AFP)	VDPV											
Afghanistan	1831	80	13	0	1737	1	10.0	0	0	92.1	80	0	1065	15	3	98	949	0	10.4	4	0	92.2	15	0	30/07/2012				
Bahrain	10	0	0	0	10	0	3.8	0	0	90.0	0	0	12	0	0	5	7	0	7.7	1	1	83.3	0	0	26/07/2012				
Djibouti	6	0	0	0	6	0	2.1	0	0	66.7	0	0	4	0	0	3	1	0	2.3	3	0	75.0	0	0	29/07/2012				
Egypt	1023	0	0	0	1022	1	3.3	0	0	92.6	0	0	606	0	0	78	528	0	3.2	0	0	90.1	0	0	26/07/2012				
Iran	603	0	0	0	601	2	3.1	0	0	91.4	0	0	390	0	0	24	366	1	3.5	0	0	92.8	0	0	29/07/2012				
Iraq	530	0	0	0	530	0	3.7	0	0	89.2	0	0	276	0	0	36	240	0	3.3	16	9	89.1	0	0	21/07/2012				
Jordan	30	0	0	0	30	0	1.3	0	0	96.7	0	0	15	0	0	6	9	0	1.1	1	0	86.7	0	0	25/07/2012				
Kuwait	38	0	0	0	38	0	5.1	0	0	92.1	0	0	22	0	0	2	20	0	5.0	1	0	90.9	0	0	08/07/2012				
Lebanon	22	0	0	0	22	0	2.0	0	0	45.5	0	0	17	0	0	10	7	0	2.2	5	0	52.9	0	0	21/07/2012				
Libya	35	0	0	0	35	0	1.7	0	0	100.0	0	0	24	0	0	3	21	0	2.0	0	0	100.0	0	0	28/07/2012				
Morocco	76	0	0	0	76	0	0.8	0	0	80.3	0	0	44	0	0	17	27	0	0.7	5	0	75.0	0	0	28/07/3012				
Oman	39	0	0	0	39	0	5.1	0	0	97.4	0	0	18	0	0	0	18	0	4.0	0	0	100.0	0	0	29/07/2012				
Pakistan	5763	198	31	0	5534	0	7.3	0	0	87.5	196	2	2559	23	0	245	2291	0	5.7	77	3	90.4	21 #	3 #	30/07/2012				
Palestine	17	0	0	0	17	0	1.1	0	0	100.0	0	0	9	0	0	5	4	0	0.9	1	0	88.9	0	0	29/07/2012				
Qatar	6	0	0	0	6	0	2.6	0	0	83.3	0	0	9	0	0	6	3	0	6.7	4	0	88.9	0	0	29/07/2012				
Saudi Arabia	213	0	0	0	213	0	2.5	0	0	99.1	0	0	141	0	0	24	117	0	2.8	0	0	94.3	0	0	29/07/2012				
Somalia	172	0	1	0	162	9	3.4	0	0	98.3	0	0	81	0	1	9	71	0	2.7	1	0	96.3	0	0	27/07/2012				
Sudan	362	0	0	0	362	0	2.4	0	0	96.7	0	0	241	0	0	10	230	1	2.7	0	0	96.3	0	0	29/07/2012				
South Sudan	342	0	0	0	341	1	4.5	0	0	93.0	0	0	168	0	0	30	137	1	3.5	7	1	94.6	0	0	27/07/2012				
Syria	168	0	0	0	168	0	1.7	0	0	93.5	0	0	72	0	0	7	65	0	1.2	1	0	88.9	0	0	26/07/2012				
Tunisia	47	0	0	0	47	0	1.8	0	0	93.6	0	0	32	0	0	8	24	0	2.2	1	0	68.8	0	0	10/07/2012				
U.A.E	25	0	0	0	25	0	2.5	0	0	100.0	0	0	26	0	0	2	24	0	4.4	1	0	96.2	0	0	29/07/2012				
Yemen	386	0	0	0	376	10	3.5	0	0	91.5	0	0	259	0	0	41	216	2	3.8	0	0	93.8	0	0	29/07/2012				
EMR	11744	278	45	0	11397	24	4.8	0	0	90.0	276	2	6090	38	4	669	5375	5	4.3	129	14	91.2	36	3					
2010	11338	169	31	0	11129	10	4.6	0	0	90.9	137	32																	

* Confirmed polio cases refer to wild isolation from AFP cases or from contacts of negative index AFP cases

** Non-polio AFP per 100,000 children <15 years

*** Adequate here refers to two stool specimens collected at least 24 hours apart, within 14 days of paralysis onset

**** AFP cases co infected with P1 and P3 are counted separately as wild isolates

One AFP case in Pakistan had co infection P1 & P3 from 2 contacts P1 & P3



World Health Organization – Regional Office for Eastern Mediterranean

AFP SURVEILLANCE

Week 30, ending 29 July 2012

30-Jul-12

Number 721

Table 4: Investigation of contacts of AFP cases with paralysis onset in 2011 up to Week (30/12)/ Ending on : (29/07/12)

Country	No. of AFP cases	No. of eligible AFP cases for contact sampling*	% of eligible AFP cases with contact samplings	% of eligible AFP cases with 3+ contacts	Total number of Contacts**	% of contacts under 5 years	% of contacts with specimens collected within 7 days of notification of index	% Contact specimens in lab within 3 days of collection	% Contact specimens positive for NPEV	% Contact specimens positive for Sabin like virus	No. of contacts positive for wild virus	% of wild polio virus isolation from contacts	No. of Contacts positive for VDPVs	No. of -ve index AFP cases identified positive by contact	No. of district identified infected from contacts
Afghanistan	1065	83	86.7	85.5	494	93.9	74.3	33.3	23.0	4.2	0	0.0		0	0
Bahrain	12	2	0.0	0.0	0						0			0	0
Djibouti	4	1	100.0	100.0	8	75.0	100.0	0.0	0.0	50.0	0	0.0		0	0
Egypt	606	65	80.0	80.0	231	77.9	45.5	100.0	16.4	2.0	0	0.0		0	0
Iran	390	28	96.4	82.1	102	77.5	29.4	76.5	1.0	1.0	0	0.0		0	0
Iraq	276	30	73.3	60.0	74	63.5	43.2	70.4	5.6	0.0	0	0.0		0	0
Jordan	15	2	0.0	0.0	0						0			0	0
Kuwait	22	2	50.0	50.0	60	48.3	68.3	100.0	0.0	0.0	0	0.0		0	0
Lebanon	16	7	71.4	42.9	13	15.4	76.9	0.0	0.0	0.0	0	0.0		0	0
Libya	24	0			0						0			0	0
Morocco	44	11	45.5	27.3	29	34.5	17.2	96.2	0.0	0.0	0	0.0		0	0
Oman	18	0			56	87.5	94.6	100.0	14.6	2.1	0	0.0		0	0
Pakistan	2559	245	86.5	83.7	806	91.4	58.4	68.8	23.6	3.5	4	0.5		2	1
Palestine	9	1	0.0	0.0	0						0			0	0
Qatar	9	1	0.0	0.0	0						0			0	0
Saudi Arabia	141	8	62.5	62.5	36	50.0	63.9	80.0	0.0	0.0	0	0.0		0	0
Somalia	81	3	100.0	100.0	242	92.1	99.2	8.1	14.8	3.8	0	0.0		0	0
Sudan	241	9	88.9	88.9	175	78.3	53.1	35.7	12.3	0.6	0	0.0		0	0
South Sudan	168	9	100.0	100.0	479	81.8	90.0	1.0	8.0	1.0	0	0.0		0	0
Syria	72	8	62.5	37.5	18	77.8	16.7	70.6	0.0	0.0	0	0.0		0	0
Tunisia	32	10	30.0	10.0	25	8.0	32.0	80.0	0.0	0.0	0	0.0		0	0
U.A.E.	26	1	0.0	0.0	0						0			0	0
Yemen	259	16	75.0	68.8	112	59.8	60.7	0.0	12.9	22.6	0	0.0		0	0
Grand Total 2012	6089	542	81.5	76.9	2960	83.0	67.2	48.1	16.2	2.9	4	0.2		2	1
Grand Total 2011	11744	1192	81.5	78.8	6058	85.8	69.5	51.4	18.5	3.8	33	0.6	16	18	9

* Eligible refers to AFP cases with inadequate stool specimens

** Total number of contacts from eligible AFP cases and from other AFP cases as per with country criteria for contact sampling

Last wild contacts in EMRO, 01/01/2011- 29/07/2012

Year	Country	Count of wild contacts	Date of Most Recent stool collection
2011	Afghanistan	14	25/12/2011
	Pakistan	19	24/12/2011
2011 Total		33	25/12/2011
2012	Pakistan	4	31/01/2012
2012 Total		4	31/01/2012



Table 5: Laboratory investigation of AFP cases with paralysis onset in 2012 up to Week (30/12) / Ending on : (29/07/12)

Country	Polio laboratories Sequencing performed by CDC and RIVM laboratories	AFP cases with specimens	Preliminary virus isolation results of AFP cases						Poliovirus intratypic differentiation results #									Indicators				Latest report Date				
			Referred for ITD		NPEV only	Negative	Pending		Type 1			Type 2			Type 3			Discordant pending sequence	NPEV by PCR	Non-EV	Pending ITD		% specimens positive for NPEV*	% AFP cases with culture results within 14 days	% AFP cases with ITD results within 7 days	% AFP cases with ITD results within 45 days of onset**
			L20B+	L20B+INPEV			received < / = 14 days	received > 14 days ago	Wild	Sabin	VDPV	Wild	Sabin	VDPV	Wild	Sabin	VDPV									
Afghanistan	RRL Pakistan	1035	69	9	191	706	60		15	23		6			43		1			17%	100%	99%	98%	28/07/2012		
Bahrain	PNL Oman	11			1	10														6%	100%		82%	29/07/2012		
Djibouti	NPL Kenya	4				4														0%			100%	29/07/2012		
Egypt***	RRL Egypt	584	13	3	96	439	25	8		10			2			6	1	2	3	15%	94%	100%	99%	26/07/2012		
Iran	NPL Iran	396	17		15	348	17			4			1	1		5		1	9	3%	98%	94%	99%	28/07/2012		
Iraq	RRL Egypt	274	10	1	37	203	4	20					1			1				14%	100%	100%	50%	21/07/2012		
Jordan	RRL Tunisia	18				18														8%	94%			29/07/2012		
Kuwait	RRL Kuwait	29				29														1%	66%		100%	29/07/2012		
Lebanon	RRL Egypt	34	2		4	26	2						1			1	1			10%	100%	100%	91%	26/07/2012		
Libya	RRL Tunisia	26			1	25														4%	100%		100%	13/07/2012		
Morocco	RRL Tunisia	44				39	3	2												0%	95%		97%	27/07/2012		
Oman	NPL Oman	18	1			17				1										14%	100%	100%	100%	29/07/2012		
Pakistan	RRL Pakistan	2752	133	13	525	1889	191	1	19	52			20		2	67	1	3		18%	100%	99%	98%	28/07/2012		
Palestine & UNRWA		9			2	7														22%	11%		78%	29/07/2012		
Qatar	NPL Oman	10	1			9												1		0%	100%	100%	100%	29/07/2012		
Saudi Arabia	NPL Oman	139	6		4	119		10		1			4		2					3%	95%	100%	92%	02/07/2012		
Somalia	NPL Kenya	80	2		17	55	3	3		1			1		1					23%	3%		96%	27/07/2012		
Sudan	RRL Egypt	240	4		31	196	9			4			1	1		1	2			13%	92%	100%	100%	29/07/2012		
South Sudan	NPL Kenya	167	5		16	123	2	22		1				1		4				11%	0%		92%	27/07/2012		
Syria	RRL Tunisia	68			2	66														2%	100%			24/07/2012		
Tunisia	RRL Tunisia	36	2		1	28		5					2		1					2%	90%	50%	94%	13/07/2012		
U.A.E	NPL Oman	28				28														0%	100%		89%	29/07/2012		
Yemen	RRL Egypt	241	20	2	36	162	19	1		6			10	1		8	1			13%	89%	100%	89%	26/07/2012		
	Total EMR 2012	6243	285	28	979	4546	335	72	34	103			49	4	2	140	1	4	9	15%	94%	98%	97%			
	Total EMR 2011	11585	668	62	2056	8795			258	183	2		109	18	2	222		2	8	16%	94%	98%	94%			

* Specimens from all sources including non-AFP cases, excluding environmental samples

** This indicator reflects surveillance and laboratory activities

*** Environmental surveillance initiated in Egypt in September 2000 showed the following:

Year	2000	2001	2002	2003	2004	2005	2006	2007	2008	2009	2010	2011	2012	Grand Total
Negative	52	55	136	299	469	499	492	458	444	481	415	448	195	4443
Pending													37	37
Wild	2	75	26	12	13	2			2		1			133
Grand Total	54	130	162	311	482	501	492	458	446	481	416	448	232	4613

In 2008, out of 446 samples, 2 positive for wild virus in Giza governorate (Al Haram Site) genomic sequence data indicate importation from Ethiopia / South Sudan & Cairo governorate (Al Haggana 2) genomic sequence data indicate nearest importation from India. In 2010, 1 positive sample for wild virus in Aswan governorate (Aswan City) genomic sequence data indicate nearest importation from Sudan.

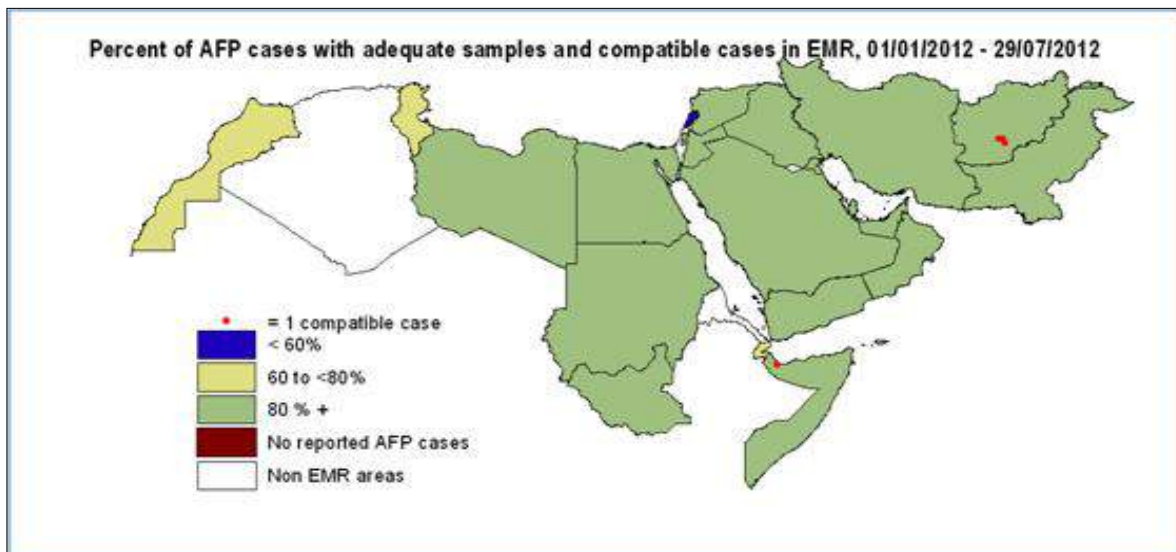
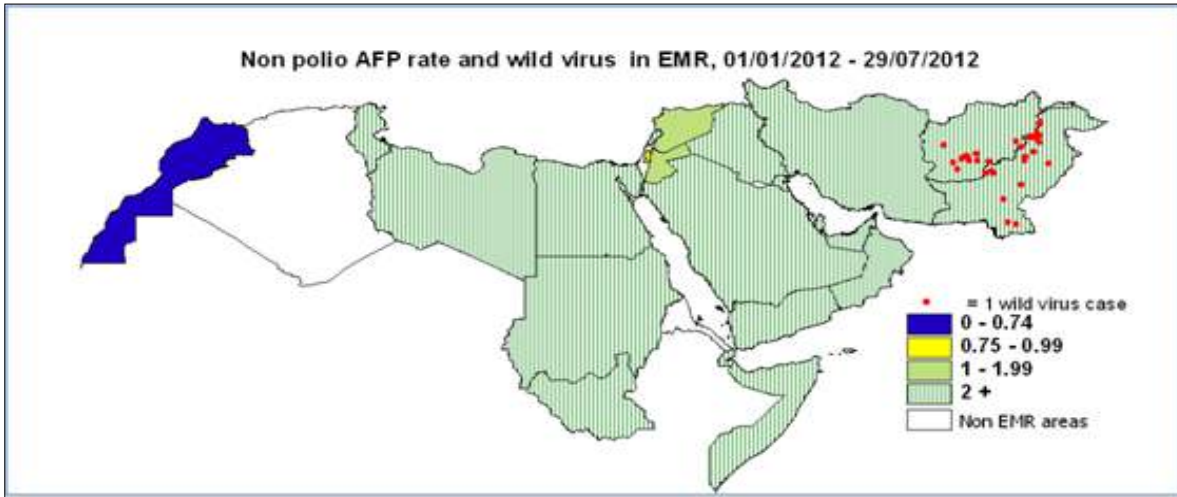
****Environmental surveillance initiated in Pakistan in August 2009 showed the following:

Year	2009				2009 Total	2010								2010 Total	2011								2011 Total	2012								2012 Total		
	KHIBALDIA TOWN	KHIGADAP TOWN	KHIGULSHAN-E-IQBAL TOWN	LAHORE		KHIBALDIA TOWN	KHIGADAP TOWN	KHIGULSHAN-E-IQBAL TOWN	LAHORE	PESHAWAR	RAWALPINDI	QUETTA	MULTAN		KHIBALDIA TOWN	KHIGADAP TOWN	KHIGULSHAN-E-IQBAL TOWN	LAHORE	PESHAWAR	RAWALPINDI	QUETTA	MULTAN		KHIBALDIA TOWN	KHIGADAP TOWN	KHIGULSHAN-E-IQBAL TOWN	LAHORE	PESHAWAR	RAWALPINDI	QUETTA	MULTAN		SUKKUR	HYDERABAD
Status																																		
Negative	9	3	5	10	27	10	11	12	27	2	2	4	9	77	8	8	10	17	5	1	4	15	68	6	12	12	5	3	2	10	14	1	65	
Negative pending																																		
Wild	1	8	7	2	18	6	20	12	6	12	5	9	9	79	4	28	14	19	19	11	20	21	136	6	1	13	9	4	2	4	5	44		
Grand Total	10	11	12	12	45	16	31	24	33	14	7	13	18	156	12	36	24	36	24	12	24	36	204	8	20	14	21	14	7	13	19	6	1	123



World Health Organization – Regional Office for Eastern Mediterranean
AFP SURVEILLANCE
Week 30, ending 29 July 2012

30-Jul-12
Number 721



Wild polio cases by country and date of onset of paralysis in EMR, 2011 & 2012

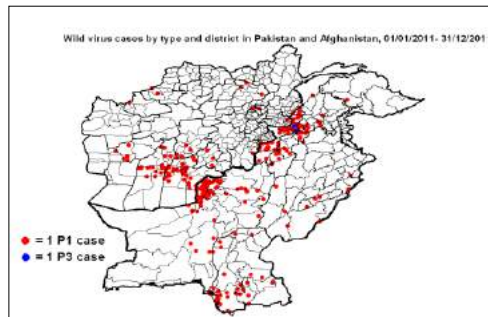
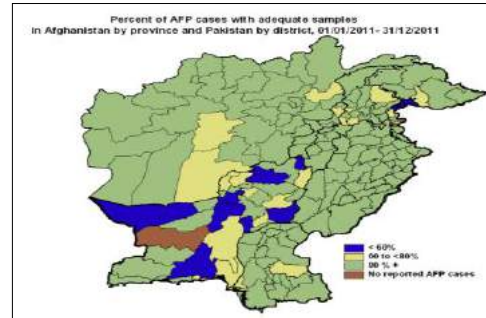
Year	COUNTRY	P1			P3			P1P3			Total Count	First Case	Last Case
		Count	First Case	Last Case	Count	First Case	Last Case	Count	First Case	Last Case			
2011	AFG	80	11/01/2011	16/12/2011						80	11/01/2011	16/12/2011	
	PAK	196	03/01/2011	28/12/2011	2	09/06/2011	27/09/2011			198	03/01/2011	28/12/2011	
2011 Total		276	03/01/2011	28/12/2011	2	09/06/2011	27/09/2011			278	03/01/2011	28/12/2011	
2012	AFG	15	01/01/2012	05/07/2012						15	01/01/2012	05/07/2012	
	PAK	20	01/01/2012	22/06/2012	2	19/02/2012	18/04/2012	1	04/01/2012	04/01/2012	23	01/01/2012	22/06/2012
2012 Total		35	01/01/2012	05/07/2012	2	19/02/2012	18/04/2012	1	04/01/2012	04/01/2012	38	01/01/2012	05/07/2012



Wild Polio cases by district and date of onset of paralysis, Afghanistan 2011

PROVINCE	DISTRICT	P1		
		Count	First case	Last case
KANDAHAR	MAYWAND	8	25/04/2011	16/12/2011
	SPIN BOLDAK	3	10/11/2011	12/12/2011
	KANDAHAR	13	23/05/2011	11/12/2011
	KHAKREZ	1	28/11/2011	28/11/2011
	PANJWAYI	4	15/08/2011	24/11/2011
	SHAH WALI KOT	3	05/08/2011	03/11/2011
	ARGHANDAB (K)	1	25/09/2011	25/09/2011
	DAMAN	2	11/01/2011	19/06/2011
FARAH	KHAKI SAFED	1	13/12/2011	13/12/2011
	BAKWA	3	26/04/2011	05/12/2011
	BALA BULUK	1	10/06/2011	10/06/2011
HILMAND	NAD ALI	8	05/08/2011	03/12/2011
	NAHRI SARRAJ	5	29/05/2011	02/12/2011
	LASHKAR GAH	1	16/09/2011	16/09/2011
	KAJAKI	1	01/09/2011	01/09/2011
	NAWAY_I BARAKZAYI	1	30/08/2011	30/08/2011
	MUSA QALA	3	08/05/2011	28/06/2011
BAGHLHAN	KHOST WA FIRING	1	02/12/2011	02/12/2011
	BAGHLAN	1	07/10/2011	07/10/2011
URUZGAN	DIHRAWUD	2	12/11/2011	29/11/2011
	TIRIN KOT	1	23/11/2011	23/11/2011
	SHAHIDI HASSAS	1	11/10/2011	11/10/2011
	NESH	1	25/09/2011	25/09/2011
FARYAB	ALMAR	2	14/10/2011	19/11/2011
KAPISA	MAHMUD RAQI	1	14/11/2011	14/11/2011
KUNDUZ	ALI ABAD	1	04/11/2011	04/11/2011
PARWAN	CHAHARIKAR	3	30/08/2011	04/11/2011
PAKTIKA	BARMAL	1	14/10/2011	14/10/2011
ZABUL	SHINKAY	1	05/10/2011	05/10/2011
	DAYCHOPAN	1	02/10/2011	02/10/2011
	QALAT	1	22/09/2011	22/09/2011
KUNAR	DANGAM	1	02/10/2011	02/10/2011
NANGARHAR	LAL PUR	1	28/09/2011	28/09/2011
BADGHIS	MUQUR (B)	1	04/09/2011	04/09/2011
Grand Total		80	11/01/2011	16/12/2011

Kandahar P1 case (AFG/08/11/103) was identified as wild by a positive contact with date of stool collection 30/05/11
 Maywand P1 case (AFG/08/11/110) was identified as wild by a positive contact with date of stool collection 29/05/11
 Bala Buluk P1 case (AFG/03/11/132) was identified as wild by a positive contact with date of stool collection 13/06/11
 Ali Abad P1 case (AFG/01/11/217) was identified as wild by a positive contact with date of stool collection 29/09/2011
 Arghandab (K) P1 case (AFG/08/11/257) was identified as wild by a positive contact with date of stool collection 14/10/11
 Chaharikar P1 case (AFG/05/11/240) was identified as wild by a positive contact with date of stool collection 23/10/211
 Chaharikar P1 case (AFG/05/11/271) was identified as wild by a positive contact with date of stool collection 24/11/2011
 Al Mar P1 case (AFG/02/11/274) was identified as wild by a positive contact with date of stool collection 06/12/2011
 Khaki Safed P1 case (AFG/03/11/283) was identified as wild by a positive contact with date of stool collection 25/12/2011



* **District RY Khan, Punjab Province**, was identified as an infected district by isolating wild type P1 virus from a healthy child with date of stool collection 08/01/2011
 * **District Nsirabad, Balochistan Province**, was identified as an infected district by isolating wild type P1 virus from a healthy child with date of stool collection 26/01/2011
 * **District Faisalabad, Punjab Province**, was identified as an infected district by isolating wild type P1 virus from a healthy child with date of stool collection 28/07/2011
 * **District Muzfargarh, Punjab Province**, was identified as an infected district by isolating wild type P1 virus from a healthy child with date of stool collection 07/08/2011



World Health Organization – Regional Office for Eastern Mediterranean

AFP SURVEILLANCE

Week 30, ending 29 July 2012

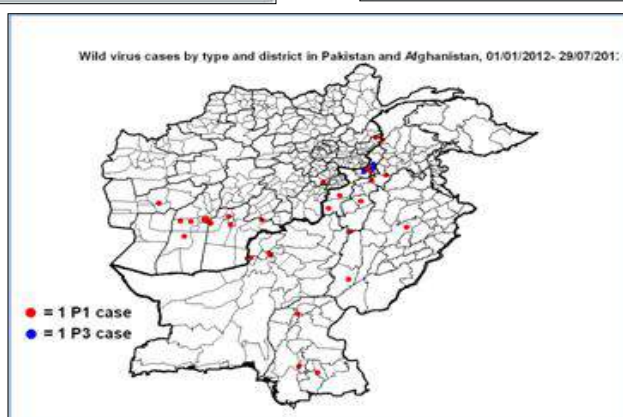
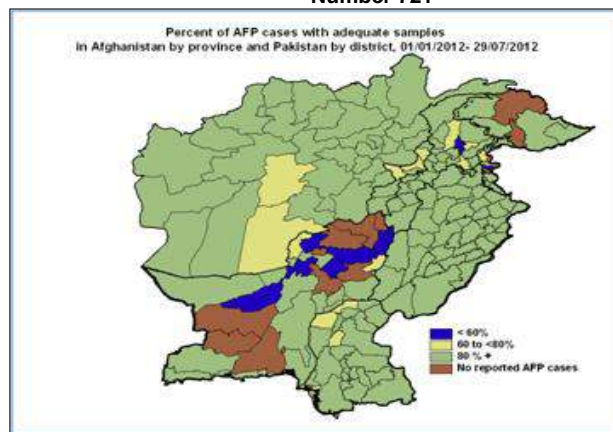
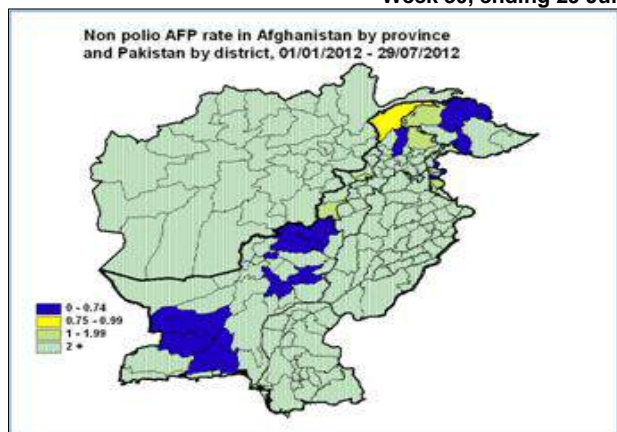
30-Jul-12

Number 721

Wild Polio cases by district and date of onset of paralysis, Pakistan 2011

PROVINCE	DISTRICT	P1			P3						
		Count	First case	Last case	Count	First case	Last case				
FATA	KHYBER	23	15/01/2011	28/12/2011	2	09/06/2011	27/09/2011				
	WAZIR-N	14	18/08/2011	08/12/2011							
	BAJOUR	2	24/09/2011	11/11/2011							
	WAZIR-S	4	22/07/2011	17/10/2011							
	MOHMAND	4	03/01/2011	05/07/2011							
	ORAKZAI	2	06/05/2011	15/06/2011							
	KURRAM	1	06/03/2011	06/03/2011							
KHYBER PAKHTOON	CHARSADA	1	28/12/2011	28/12/2011							
	TANK	3	17/11/2011	18/12/2011							
	PESHAWAR	6	16/01/2011	25/11/2011							
	BANNU	2	21/05/2011	24/11/2011							
	KOHAT	6	28/01/2011	22/11/2011							
	BUNIR	3	10/09/2011	11/11/2011							
	NOWSHERA	2	22/09/2011	28/10/2011							
	LAKKIMRWT	3	09/03/2011	27/10/2011							
	SWABI	1	14/10/2011	14/10/2011							
	DIRUPPER	1	19/09/2011	19/09/2011							
	TORGHAR	2	06/04/2011	22/05/2011							
	PUNJAB	LAHORE	1	24/12/2011				24/12/2011			
		VEHARI	2	16/10/2011				12/12/2011			
DGKHAN		1	08/12/2011	08/12/2011							
MUZFARGARH		1	02/12/2011	02/12/2011							
BAHAWALPUR		1	04/11/2011	04/11/2011							
RYKHAN		1	11/10/2011	11/10/2011							
LODHAN		1	04/09/2011	04/09/2011							
OKARA		1	13/08/2011	13/08/2011							
SINDH	BADIN	4	22/02/2011	19/12/2011							
	THATTA	8	10/04/2011	06/12/2011							
	KHIBALDIA	2	07/10/2011	10/11/2011							
	KHIGIQBAL	1	10/10/2011	10/10/2011							
	JACOBABAD	1	09/10/2011	09/10/2011							
	KASHMORE	1	07/10/2011	07/10/2011							
	KAMBAR	2	28/09/2011	05/10/2011							
	KHIGADAP	2	05/04/2011	21/09/2011							
	KHISITE	2	07/05/2011	16/09/2011							
	UMERKOT	1	24/08/2011	24/08/2011							
	HYDERABAD	1	19/08/2011	19/08/2011							
	JAMSHORO	1	29/05/2011	29/05/2011							
	SANGHAR	2	20/01/2011	19/04/2011							
	KHISADDAR	1	05/04/2011	05/04/2011							
	KHIORANGI	1	29/03/2011	29/03/2011							
	TMKHAN	2	18/02/2011	04/03/2011							
	T.ALLAHYAR	1	21/01/2011	21/01/2011							
BALOCHISTAN	KABDULAH	22	02/03/2011	15/12/2011							
	KHUZDAR	5	03/05/2011	03/12/2011							
	QUETTA	15	22/06/2011	01/12/2011							
	HARNAI	1	26/11/2011	26/11/2011							
	PISHIN	16	19/02/2011	12/11/2011							
	BARKHAN	1	29/10/2011	29/10/2011							
	MASTUNG	2	20/10/2011	23/10/2011							
	KSAIFULAH	2	20/09/2011	20/10/2011							
	LORALAI	3	05/09/2011	30/09/2011							
	KALAT	1	10/08/2011	10/08/2011							
	DBUGTI	1	12/07/2011	12/07/2011							
	KOHLU	1	08/07/2011	08/07/2011							
	NOSHKI	3	01/04/2011	28/04/2011							
	GILGIT BALTISTAN	DIAMIR	1	18/05/2011				18/05/2011			
	Grand Total		196	03/01/2011				28/12/2011	2	09/06/2011	27/09/2011

Sanghar P1 case (SD/32/11/005) was identified as wild by a positive contact with date of stool collection 26/01/2011
 Peshawar P1 case (NW/30/11/025) was identified as wild by a positive contact with date of stool collection 10/03/2011
 Torghar P1 case (NW/15/11/001) was identified as wild by a positive contact with date of stool collection 21/04/2011
 Khuzdar P1 case (BN/54/11/013) was identified as wild by a positive contact with date of stool collection 25/07/2011
 Wazir-S P1 case (NW/65/11/015) was identified as wild by a positive contact with date of stool collection 12/10/2011
 Ksaifulah P1 case (BN/25/11/005) was identified as wild by a positive contact with date of stool collection 21/11/2011
 DGKhan P1 case (PB/81/11/145) was identified as wild by a positive contact with date of stool collection 15/12/2011
 Kabdulah P1 case (BN/14/11/042) was identified as wild by a positive contact with date of stool collection 17/12/2011
 Khuzdar P1 case (BN/54/11/019) was identified as wild by a positive contact with date of stool collection 24/12/2011



Wild Polio cases by district and date of onset of paralysis, Afghanistan 2012

PROVINCE	DISTRICT	P1		
		Count	First case	Last case
HILMAND	NAHRI SARRAJ	4	03/05/2012	05/07/2012
	REG (H)	1	28/06/2012	28/06/2012
	NAD ALI	2	01/01/2012	23/01/2012
KUNAR	NARI	1	01/07/2012	01/07/2012
	BAR KUNAR	1	30/06/2012	30/06/2012
FARAH	BALA BULUK	1	02/06/2012	02/06/2012
KANDAHAR	MAYWAND	1	18/05/2012	18/05/2012
	KHAKREZ	1	14/03/2012	14/03/2012
	KANDAHAR	1	15/01/2012	15/01/2012
	ARGHISTAN	1	03/01/2012	03/01/2012
PAKTYA	JADRAN	1	15/02/2012	15/02/2012
Grand Total		15	01/01/2012	05/07/2012

Wild Polio cases by district and date of onset of paralysis, Pakistan 2012

DISTRICT	P1			P3			P1P3			Total Count	First case	Last case
	Count	First case	Last case	Count	First case	Last case	Count	First case	Last case			
QUETTA	3	01/01/2012	22/06/2012							3	01/01/2012	22/06/2012
KHYBER	6	06/01/2012	22/05/2012	2	19/02/2012	18/04/2012	1	04/01/2012	04/01/2012	9	04/01/2012	22/05/2012
WAZIR-S	1	13/05/2012	13/05/2012							1	13/05/2012	13/05/2012
WAZIR-N	1	10/02/2012	10/02/2012							1	10/02/2012	10/02/2012
RAJANPUR	1	21/05/2012	21/05/2012							1	21/05/2012	21/05/2012
JHANG	1	20/01/2012	20/01/2012							1	20/01/2012	20/01/2012
LARKANA	1	21/05/2012	21/05/2012							1	21/05/2012	21/05/2012
HYDERABAD	1	27/01/2012	27/01/2012							1	27/01/2012	27/01/2012
MIRPURKHAS	1	03/01/2012	03/01/2012							1	03/01/2012	03/01/2012
LAKKIMRWT	1	16/01/2012	16/01/2012							1	16/01/2012	16/01/2012
DIKHAN	1	11/01/2012	11/01/2012							1	11/01/2012	11/01/2012
KOHAT	1	11/01/2012	11/01/2012							1	11/01/2012	11/01/2012
PESHAWAR	1	10/01/2012	10/01/2012							1	10/01/2012	10/01/2012
	20	01/01/2012	22/06/2012	2	19/02/2012	18/04/2012	1	04/01/2012	04/01/2012	23	01/01/2012	22/06/2012

Khyber P1 case (NW/34/12/005) was identified as wild by a positive contact with date of stool collection 30/01/2012
Khyber P1P3 case (NW/34/12/002) was identified as wild by positive contacts with date of stool collection 30/01/2012