



World Health Organization – Regional Office for Eastern Mediterranean

AFP SURVEILLANCE

Week 27, ending 08 July 2012

9-Jul-12

Number 718

Table 1: Acute Flaccid Paralysis (AFP) cases by week of onset

Country	Reported AFP cases by week of onset - Week (27/12)/ Ending on : (08/07/12)														
	Total AFP 2010	Total AFP 2011	Total AFP to date, 2012	W 16 22 Apr 12	W 17 29 Apr 12	W 18 06 May 12	W 19 13 May 12	W 20 20 May 12	W 21 27 May 12	W 22 03 Jun 12	W 23 10 Jun 12	W 24 17 Jun 12	W 25 24 Jun 12	W 26 01 Jul 12	W 27 08 Jul 12
Afghanistan	1572	1831	939	38	13	46	29	32	42	50	45	29	27	20	4
Bahrain	10	10	12	1	0	1	1	0	1	0	0	0	1	0	
Djibouti	3	6	4	0	0	0	0	0	0	0	0	0	0	0	
Egypt	1151	1023	554	15	25	27	19	23	21	12	21	14	32	25	1
Iran	622	603	351	12	13	22	11	24	10	12	17	13	14	2	0
Iraq	489	530	260	10	11	13	11	16	9	10	8	5	5	4	0
Jordan ****	40	30	15	0	0	1	2	1	0	1	0	0			
Kuwait	24	38	22	1	7	3	0	0	1	0	0	0	0	1	0
Lebanon ****	19	22	13	0	0	1	0	0	1	0	1	0	1	0	
Libya	46	35	24	3	2	0	0	0	0	2	1	0	0	0	
Morocco	100	76	37	2	2	1	3	2	1	1	1	2	0		
Oman	33	39	17	2	0	2	0	1	0	1	1	1	1	0	0
Pakistan	5393	5764	2313	85	96	103	90	99	106	78	90	62	56	10	
Palestine ****	15	17	9	0	0	2	1	0	0	0	0	0	1	1	0
Qatar	5	6	9	0	1	0	0	0	0	0	0	1	1	0	0
Saudi Arabia	239	213	131	4	5	10	4	1	3	1	5	1	4	0	0
Somalia	164	172	74	6	3	2	3	4	1	4	5	1	4	0	
Sudan	408	362	226	7	12	5	10	6	8	9	6	7	4	2	0
South Sudan	310	342	123	2	2	9	2	8	4	4	0	0	0	0	
Syria ****	194	168	62	1	0	3	0	6	5	2	4	1	1	0	
Tunisia	57	47	28	1	2	0	2	1	1	0	1	2	0	0	
U.A.E	18	25	26	1	1	0	1	3	0	2	0	0	1		
Yemen	426	386	230	6	4	6	7	13	8	10	9	12	7	9	1
Total EMR	11338	11745	5479	197	199	257	196	240	222	199	215	151	160	74	6

No data = No report received

Table 2: Confirmed polio cases by month of onset

Country	Total year 2010	Total year 2011	08/07		Confirmed polio cases by month of onset											
			2011	2012	August 2011	September 2011	October 2011	November 2011	December 2011	January 2012	February 2012	March 2012	April 2012	May 2012	June 2012	July 2012
Afghanistan	25	80	11	11	16	14	13	15	10	4	1	1	0	4	1	
Bahrain	0	0	0	0	0	0	0	0	0	0	0	0	0	0	0	
Djibouti	0	0	0	0	0	0	0	0	0	0	0	0	0	0	0	
Egypt	0	0	0	0	0	0	0	0	0	0	0	0	0	0	0	
Iran	0	0	0	0	0	0	0	0	0	0	0	0	0	0	0	
Iraq	0	0	0	0	0	0	0	0	0	0	0	0	0	0	0	
Jordan ****	0	0	0	0	0	0	0	0	0	0	0	0	0	0	0	
Kuwait	0	0	0	0	0	0	0	0	0	0	0	0	0	0	0	
Lebanon ****	0	0	0	0	0	0	0	0	0	0	0	0	0	0	0	
Libya	0	0	0	0	0	0	0	0	0	0	0	0	0	0	0	
Morocco	0	0	0	0	0	0	0	0	0	0	0	0	0	0	0	
Oman	0	0	0	0	0	0	0	0	0	0	0	0	0	0	0	
Pakistan	144	198	64	22	17	34	37	18	21	11	3	1	1	6		
Palestine ****	0	0	0	0	0	0	0	0	0	0	0	0	0	0	0	
Qatar	0	0	0	0	0	0	0	0	0	0	0	0	0	0	0	
Saudi Arabia	0	0	0	0	0	0	0	0	0	0	0	0	0	0	0	
Somalia	0	0	0	0	0	0	0	0	0	0	0	0	0	0	0	
Sudan	0	0	0	0	0	0	0	0	0	0	0	0	0	0	0	
South Sudan	0	0	0	0	0	0	0	0	0	0	0	0	0	0	0	
Syria ****	0	0	0	0	0	0	0	0	0	0	0	0	0	0	0	
Tunisia	0	0	0	0	0	0	0	0	0	0	0	0	0	0	0	
U.A.E	0	0	0	0	0	0	0	0	0	0	0	0	0	0	0	
Yemen	0	0	0	0	0	0	0	0	0	0	0	0	0	0	0	
Total EMR	169	278	75	33	33	48	50	33	31	15	4	2	1	10	1	0

**** UNRWA cases are included with those of country of residence



Table 3: Investigation of AFP cases with paralysis onset in 2011 & 2012 up to Week (27/12)/ Ending on : (08/07/12)

COUNTRY	2011												2012												Latest line List Date			
	AFP									Specimen			Wild isolates ****		AFP									Specimen		Wild isolates ****		
	Total AFP cases onset 2011	Case classification					Non polio AFP rate **	AFP cases pending classification > 90 days from onset of paralysis	AFP cases pending classification and lab > 90 days from onset of	% with *** adequate specimens	Wild P1 Poliovirus	Wild P3 Poliovirus	Total AFP cases onset 2012	Case classification					Annualized Non polio AFP rate **	AFP cases pending classification > 90 days from onset of paralysis	AFP cases pending classification and lab > 90 days from onset of paralysis	% with *** adequate specimens	Wild P1 Poliovirus	Wild P3 Poliovirus				
		Total Confirmed Polio Cases *	Polio Compatible	Pending Classification	Discarded (non polio AFP)	VDPV								Total Confirmed Polio Cases *	Polio Compatible	Pending Classification	Discarded (non polio AFP)	VDPV										
Afghanistan	1831	80	13	0	1737	1	10.0	0	0	92.1	80	0	939	11	3	85	840	0	10.2	2	0	92.2	11	0	08/07/2012			
Bahrain	10	0	0	0	10	0	3.8	0	0	90.0	0	0	12	0	0	5	7	0	8.5	0	0	83.3	0	0	02/07/2012			
Djibouti	6	0	0	0	6	0	2.1	0	0	66.7	0	0	4	0	0	3	1	0	2.6	3	0	75.0	0	0	07/07/2012			
Egypt	1023	0	0	0	1022	1	3.3	0	0	92.6	0	0	554	0	0	89	465	0	3.3	0	0	88.8	0	0	05/07/2012			
Iran	603	0	0	0	601	2	3.1	0	0	91.4	0	0	351	0	0	26	325	1	3.5	2	0	92.3	0	0	08/07/2012			
Iraq	530	0	0	0	530	0	3.7	0	0	89.2	0	0	260	0	0	46	214	0	3.5	10	4	88.8	0	0	08/07/2012			
Jordan	30	0	0	0	30	0	1.3	0	0	96.7	0	0	15	0	0	6	9	0	1.2	1	0	86.7	0	0	17/06/2012			
Kuwait	38	0	0	0	38	0	5.1	0	0	92.1	0	0	22	0	0	2	20	0	5.6	1	0	90.9	0	0	08/07/2012			
Lebanon	22	0	0	0	22	0	2.0	0	0	45.5	0	0	13	0	0	8	5	0	1.9	4	0	61.5	0	0	07/07/2012			
Libya	35	0	0	0	35	0	1.7	0	0	100.0	0	0	24	0	0	6	18	0	2.3	3	3	100.0	0	0	07/07/2012			
Morocco	76	0	0	0	76	0	0.8	0	0	80.3	0	0	37	0	0	11	26	0	0.7	2	0	75.7	0	0	29/06/2012			
Oman	39	0	0	0	39	0	5.1	0	0	97.4	0	0	17	0	0	3	14	0	4.1	0	0	100.0	0	0	08/07/2012			
Pakistan	5764	198	31	1	5534	0	7.3	1	0	87.5	196	2	2313	22	0	225	2066	0	5.8	59	2	90.6	20 #	3 #	07/07/2012			
Palestine	17	0	0	0	17	0	1.1	0	0	100.0	0	0	9	0	0	6	3	0	1.0	0	0	88.9	0	0	08/07/2012			
Qatar	6	0	0	0	6	0	2.6	0	0	83.3	0	0	9	0	0	6	3	0	7.4	3	0	77.8	0	0	08/07/2012			
Saudi Arabia	213	0	0	0	213	0	2.5	0	0	99.1	0	0	131	0	0	38	93	0	2.9	0	0	95.4	0	0	08/07/2012			
Somalia	172	0	1	0	162	9	3.4	0	0	98.3	0	0	74	0	1	13	60	0	2.7	0	0	95.9	0	0	02/07/2012			
Sudan	362	0	0	0	362	0	2.4	0	0	96.7	0	0	226	0	0	11	214	3	2.8	0	0	96.5	0	0	08/07/2012			
South Sudan	342	0	0	0	341	1	4.5	0	0	93.0	0	0	123	0	0	9	113	1	2.9	7	3	93.5	0	0	02/07/2012			
Syria	168	0	0	0	168	0	1.7	0	0	93.5	0	0	62	0	0	9	53	0	1.2	3	0	88.7	0	0	05/07/2012			
Tunisia	47	0	0	0	47	0	1.8	0	0	93.6	0	0	28	0	0	7	21	0	2.1	1	0	64.3	0	0	04/07/2012			
U.A.E	25	0	0	0	25	0	2.5	0	0	100.0	0	0	26	0	0	8	18	0	4.9	1	0	92.3	0	0	27/06/2012			
Yemen	386	0	0	0	376	10	3.5	0	0	91.5	0	0	230	0	0	65	163	2	3.8	0	0	95.2	0	0	08/07/2012			
EMR	11745	278	45	1	11397	24	4.8	1	0	90.0	276	2	5479	33	4	687	4751	7	4.3	102	12	91.1	31	3				
2010	11338	169	31	0	11129	10	4.6	0	0	90.9	137	32																

* Confirmed polio cases refer to wild isolation from AFP cases or from contacts of negative index AFP cases

** Non-polio AFP per 100,000 children <15 years

*** Adequate here refers to two stool specimens collected at least 24 hours apart, within 14 days of paralysis onset

**** AFP cases co infected with P1 and P3 are counted separately as wild isolates

One AFP case in Pakistan had co infection P1 & P3 from 2 contacts P1 & P3



World Health Organization – Regional Office for Eastern Mediterranean
AFP SURVEILLANCE

Week 27, ending 08 July 2012

9-Jul-12
Number 718

Table 4: Investigation of contacts of AFP cases with paralysis onset in 2011 up to Week (27/12)/ Ending on : (08/07/12)

Country	No. of AFP cases	No. of eligible AFP cases for contact sampling*	% of eligible AFP cases with contact samplings	% of eligible AFP cases with 3+ contacts	Total number of Contacts*	% of contacts under 5 years	% of contacts with specimens collected within 7 days of notification of index	% Contact specimens in lab within 3 days of collection	% Contact specimens positive for NPEV	% Contact specimens positive for Sabin like virus	No. of contacts positive for wild virus	% of wild polio virus isolation from contacts	No. of Contacts positive for VDPVs	No. of -ve index AFP cases identified positive by contact	No. of district identified infected from contacts
Afghanistan	939	73	84.9	83.6	420	93.6	74.0	30.6	18.7	4.4	0	0.0		0	0
Bahrain	12	2	0.0	0.0	0						0			0	0
Djibouti	4	1	100.0	100.0	8	75.0	100.0	0.0	0.0	50.0	0	0.0		0	0
Egypt	554	67	67.2	67.2	198	75.8	40.9	100.0	15.3	2.1	0	0.0		0	0
Iran	351	27	96.3	81.5	99	77.8	30.3	75.8	1.0	1.0	0	0.0		0	0
Iraq	260	29	62.1	48.3	54	59.3	50.0	64.4	6.7	0.0	0	0.0		0	0
Jordan	15	2	0.0	0.0	0						0			0	0
Kuwait	22	2	50.0	50.0	60	48.3	68.3	100.0	0.0	0.0	0	0.0		0	0
Lebanon	13	5	80.0	40.0	10	20.0	100.0	0.0	0.0	0.0	0	0.0		0	0
Libya	24	0			0						0			0	0
Morocco	37	9	55.6	33.3	23	34.8	21.7	93.8	0.0	0.0	0	0.0		0	0
Oman	17	0			56	87.5	94.6	100.0	14.6	2.1	0	0.0		0	0
Pakistan	2313	217	83.9	81.1	679	90.9	59.4	67.3	23.8	3.9	4	0.6		2	1
Palestine	9	1	0.0	0.0	0						0			0	0
Qatar	9	2	0.0	0.0	0						0			0	0
Saudi Arabia	131	6	50.0	50.0	30	50.0	56.7	50.0	0.0	0.0	0	0.0		0	0
Somalia	74	3	100.0	100.0	221	93.2	99.1	9.6	15.2	4.5	0	0.0		0	0
Sudan	226	8	0.0	0.0	0						0			0	0
South Sudan	123	8	100.0	100.0	355	82.3	89.3	1.2	6.2	1.2	0	0.0		0	0
Syria	62	7	57.1	28.6	18	66.7	16.7	64.3	0.0	0.0	0	0.0		0	0
Tunisia	28	10	30.0	10.0	25	8.0	32.0	80.0	0.0	0.0	0	0.0		0	0
U.A.E.	26	2	0.0	0.0	0						0			0	0
Yemen	230	11	63.6	54.5	85	65.9	55.3				0			0	0
Grand Total 2012	5479	492	75.6	70.7	2341	83.1	67.5	49.4	15.2	3.0	4	0.2		2	1
Grand Total 2011	11745	1193	81.4	78.7	6058	85.8	69.5	51.3	18.6	3.8	33	0.6	16	18	9

* Eligible refers to AFP cases with inadequate stool specimens

** Total number of contacts from eligible AFP cases and from other AFP cases as per with country criteria for contact sampling

Last wild contacts in EMRO, 01/01/2011- 08/07/2012

Year	Country	Count of wild contacts	Date of Most Recent stool collection
2011	Afghanistan	14	25/12/2011
	Pakistan	19	24/12/2011
2011 Total		33	25/12/2011
2012	Pakistan	4	31/01/2012
2012 Total		4	31/01/2012



Table 5: Laboratory investigation of AFP cases with paralysis onset in 2012 up to Week (27/12)/ Ending on : (08/07/12)

Country	Polio laboratories Sequencing performed by CDC and RIVM laboratories	AFP cases with specimens	Preliminary virus isolation results of AFP cases						Poliovirus intratypic differentiation results #										Indicators				Latest report Date			
			Referred for ITD		NPEV only	Negative	Pending		Type 1			Type 2			Type 3			Discordant pending sequence	NPEV by PCR	Non-EV	Pending ITD	% specimens positive for NPEV*		% AFP cases with culture results within 14 days	% AFP cases with ITD results within 7 days	% AFP cases with ITD results within 45 days of onset**
			L20B+	L20B-/NPEV			received < /= 14 days	received > 14 days ago	Wild	Sabin	VDPV	Wild	Sabin	VDPV	Wild	Sabin	VDPV									
Afghanistan	RRL Pakistan	914	60	8	152	636	58		11	20		6			39							15%	100%	99%	98%	
Bahrain	PNL Oman	10			1	8	1															9%	100%		100%	
Djibouti	NPL Kenya	4				4																0%			100%	
Egypt**	RRL Egypt	507	12	3	70	383	17	22		9		2			5		1	2	3			14%	94%	100%	99%	
Iran	NPL Iran	358	17		10	312	18	1		4		1	1		5				1	9		2%	98%	94%	99%	
Iraq	NPL Iraq, RRL Egypt	259	10	1	35	190	10	14				1			1							14%	100%	100%	50%	
Jordan	NPL Jordan, RRL Tunisia	18				17	1															6%	94%			
Kuwait	RRL Kuwait	27				27																0%	63%		100%	
Lebanon	RRL Egypt	29				15	13	1														0%	100%		87%	
Libya	RRL Tunisia	26			1	25																4%	100%		100%	
Morocco	NPL Morocco, RRL Tunisia	39				32	3	4														0%	100%		100%	
Oman	NPL Oman	17	1			16				1												14%	100%	100%	100%	
Pakistan	RRL Pakistan	2451	121	11	475	1694	149	1	18	47		16		2	62				3			18%	100%	98%	98%	
Palestine & UNRWA		9			1	6	2															14%	14%		71%	
Qatar	NPL Oman	10	1			8	1												1			0%	100%	100%	100%	
Saudi Arabia	NPL Saudi Arabia, NPL Oman	139	6		4	119	9	1				3			1							3%	95%	100%	89%	
Somalia	NPL Kenya	73	2		12	48	2	9	1		1				1							19%	3%		97%	
Sudan	NPL Sudan, RRL Egypt	226	4		30	181	8	3	4		1	1		1		2						13%	93%	100%	100%	
South Sudan	NPL Kenya	123	3		12	107		4	1				1		2							10%	0%		92%	
Syria	NPL Syria, RRL Tunisia	60			2	57	1															2%	100%			
Tunisia	RRL Tunisia	29	1			24	1	3				1										0%	96%	100%	92%	
U.A.E	NPL Oman	24				24																0%	100%		92%	
Yemen	RRL Egypt	196	17	2	29	136	9	1	5		9	1		6		1						12%	87%	100%	90%	
Total EMR 2012		5548	255	25	834	4069	303	64	29	92		41	4	2	123		4	6	13			14%	94%	99%	98%	
Total EMR 2011		11586	666	62	2056	8795		1	258	183	2	109	18	2	222		2	8	35	2		16%	94%	98%	94%	

* Specimens from all sources including non-AFP cases, excluding environmental samples

** This indicator reflects surveillance and laboratory activities

*** Environmental surveillance initiated in Egypt in September 2000 showed the following:

Year	2000	2001	2002	2003	2004	2005	2006	2007	2008	2009	2010	2011	2012
Negative	52	55	136	299	469	499	492	458	444	481	415	448	161
Pending													43
Wild	2	75	26	12	13	2			2			1	
Grand Total	54	130	162	311	482	501	492	458	446	481	416	448	204

In 2008, out of 446 samples, 2 positive for wild virus in Giza governorate (Al Haram Site) genomic sequence data indicate importation from Ethiopia / South Sudan & Cairo governorate (Al Haggana 2) genomic sequence data indicate nearest importation from India. In 2 010, 1 positive sample for wild virus in Aswan governorate (Aswan City) genomic sequence data indicate nearest importation from Sudan.

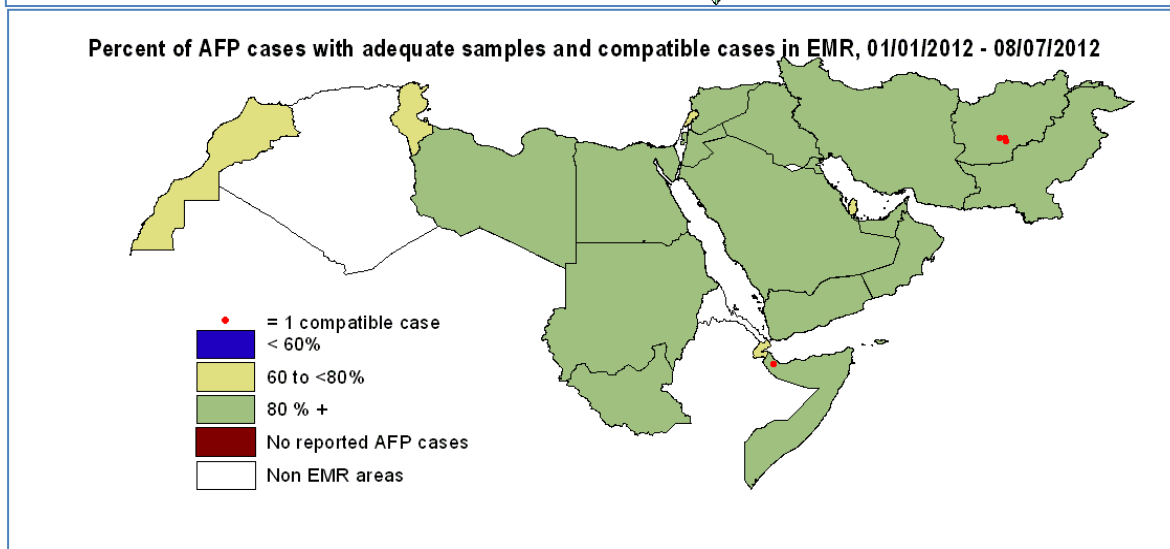
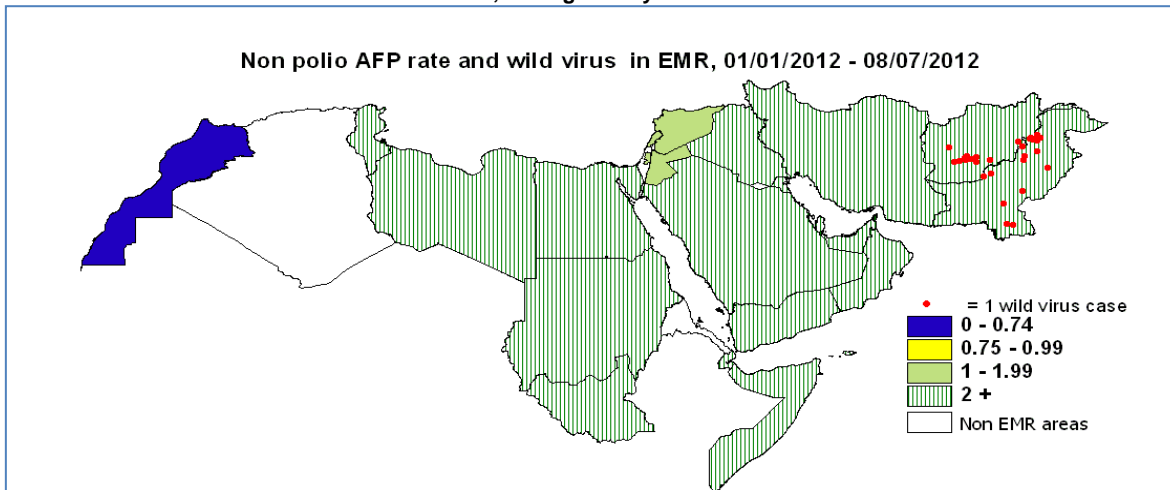
****Environmental surveillance initiated in Pakistan in August 2009 showed the following:

Status	2009	2010							2010 Total	2011							2011 Total	2012					2012 Total					
		KHIBALDIA TOWN	KHIGADAP TOWN	KHIGULSHAN-E-IGBAL TOWN	LAHORE	PESHAWAR	RAWALPINDI	QUETTA	MULTAN		KHIBALDIA TOWN	KHIGADAP TOWN	KHIGULSHAN-E-IGBAL TOWN	LAHORE	PESHAWAR	RAWALPINDI	QUETTA	MULTAN		KHIBALDIA TOWN	KHIGADAP TOWN	KHIGULSHAN-E-IGBAL TOWN	LAHORE	PESHAWAR	RAWALPINDI	MULTAN	SUKKUR	
Negative	27	10	11	12	27	2	2	4	9	77	8	8	10	17	5	1	4	15	68	5	12	11	4	2	1	9	13	57
pending																				1	1	1	1	1	1	2	1	10
Wild	18	6	20	12	6	12	5	9	9	79	4	28	14	19	19	11	20	21	136	5	1	13	9	4	2	3	4	41



World Health Organization – Regional Office for Eastern Mediterranean
AFP SURVEILLANCE
Week 27, ending 08 July 2012

9-Jul-12
Number 718



Wild polio cases by country and date of onset of paralysis in EMR, 2011-12

Year	COUNTRY	P1			P3			P1P3			Total Count	Total First Case	Total Last Case
		Count	First Case	Last Case	Count	First Case	Last Case	Count	First Case	Last Case			
2011	AFG	80	11/01/2011	16/12/2011							80	11/01/2011	16/12/2011
	PAK	196	03/01/2011	28/12/2011	2	09/06/2011	27/09/2011				198	03/01/2011	28/12/2011
2011 Total		276	03/01/2011	28/12/2011	2	09/06/2011	27/09/2011					03/01/2011	28/12/2011
2012	AFG	11	01/01/2012	02/06/2012							11	01/01/2012	02/06/2012
	PAK	19	01/01/2012	22/05/2012	2	19/02/2012	18/04/2012	1	04/01/2012	04/01/2012	22	01/01/2012	22/05/2012
2012 Total		30	01/01/2012	02/06/2012	2	19/02/2012	18/04/2012	1	04/01/2012	04/01/2012		01/01/2012	02/06/2012

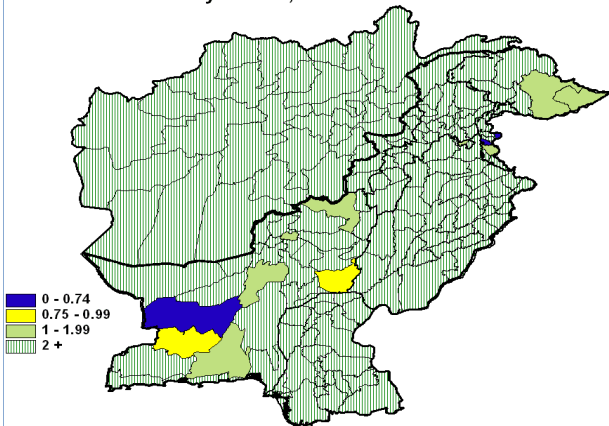


Wild Polio cases by district and date of onset of paralysis, Afghanistan 2011

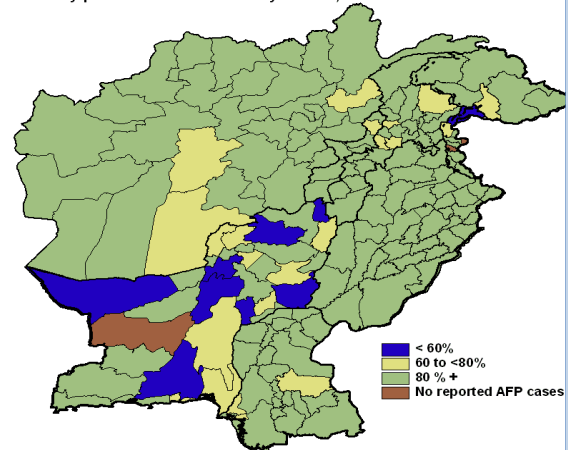
PROVINCE	DISTRICT	P1		
		Count	First case	Last case
KANDAHAR	MAYWAND	8	25/04/2011	16/12/2011
	SPIN BOLDAK	3	10/11/2011	12/12/2011
	KANDAHAR	13	23/05/2011	11/12/2011
	KHAKREZ	1	28/11/2011	28/11/2011
	PANJWAYI	4	15/08/2011	24/11/2011
	SHAH WALI KOT	3	05/08/2011	03/11/2011
	ARGHANDAB (K)	1	25/09/2011	25/09/2011
	DAMAN	2	11/01/2011	19/06/2011
FARAH	KHAKI SAFED	1	13/12/2011	13/12/2011
	BAKWA	3	26/04/2011	05/12/2011
HILMAND	BALA BULUK	1	10/06/2011	10/06/2011
	NAD ALI	8	05/08/2011	03/12/2011
	NAHRI SARRAJ	5	29/05/2011	02/12/2011
	LASHKAR GAH	1	16/09/2011	16/09/2011
	KAJAKI	1	01/09/2011	01/09/2011
	NAWAY I BARAKZAYI	1	30/08/2011	30/08/2011
	MUSA QALA	3	08/05/2011	28/06/2011
BAGHLHAN	KHOST WA FIRING	1	02/12/2011	02/12/2011
	BAGHLAN	1	07/10/2011	07/10/2011
URUZGAN	DIHRAWUD	2	12/11/2011	29/11/2011
	TIRIN KOT	1	23/11/2011	23/11/2011
	SHAHIDI HASSAS	1	11/10/2011	11/10/2011
	NESH	1	25/09/2011	25/09/2011
	FARYAB	2	14/10/2011	19/11/2011
KAPISA	1	14/11/2011	14/11/2011	
KUNDUZ	1	04/11/2011	04/11/2011	
PARWAN	3	30/08/2011	04/11/2011	
PAKTIKA	1	14/10/2011	14/10/2011	
ZABUL	SHINKAY	1	05/10/2011	05/10/2011
	DAYCHOPAN	1	02/10/2011	02/10/2011
	QALAT	1	22/09/2011	22/09/2011
KUNAR	1	02/10/2011	02/10/2011	
NANGARHAR	LAL PUR	1	28/09/2011	28/09/2011
BADGHIS	MUQUR (B)	1	04/09/2011	04/09/2011
Grand Total		80	11/01/2011	16/12/2011

Kandahar P1 case (AFG/08/11/103) was identified as wild by a positive contact with date of stool collection 30/05/11
 Maywand P1 case (AFG/08/11/110) was identified as wild by a positive contact with date of stool collection 29/05/11
 Bala Buluk P1 case (AFG/03/11/132) was identified as wild by a positive contact with date of stool collection 13/06/11
 Ali Abad P1 case (AFG/01/11/217) was identified as wild by a positive contact with date of stool collection 29/09/11
 Arghandab(K) P1 case (AFG/08/11/257) was identified as wild by a positive contact with date of stool collection 14/10/11
 Chaharikar P1 case (AFG/05/11/240) was identified as wild by a positive contact with date of stool collection 23/10/11
 Chaharikar P1 case (AFG/05/11/271) was identified as wild by a positive contact with date of stool collection 24/11/11
 Al Mar P1 case (AFG/02/11/274) was identified as wild by a positive contact with date of stool collection 06/12/11
 Khaki Safed P1 case (AFG/03/11/283) was identified as wild by a positive contact with date of stool collection 25/12/11

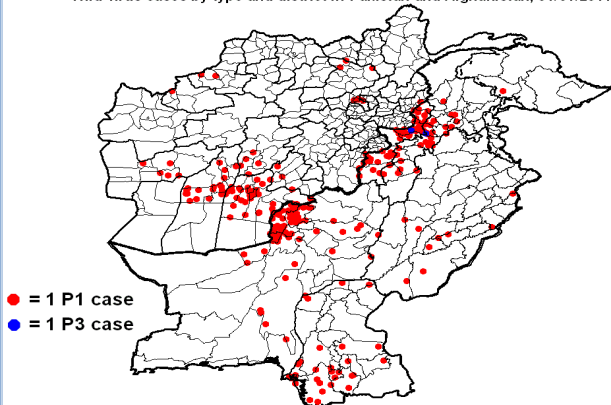
Non polio AFP rate in Afghanistan by province and Pakistan by district, 01/01/2011 - 31/12/2011



Percent of AFP cases with adequate samples in Afghanistan by province and Pakistan by district, 01/01/2011 - 31/12/2011



Wild virus cases by type and district in Pakistan and Afghanistan, 01/01/2011 - 31/12/2011



* **District RY Khan, Punjab Province**, was identified as an infected district by isolating wild type P1 virus from a healthy child with date of stool collection 08/01/2011
 * **District Nsirabad, Balochistan Province**, was identified as an infected district by isolating wild type P1 virus from a healthy child with date of stool collection 26/01/2011
 * **District Faisalabad, Punjab Province**, was identified as an infected district by isolating wild type P1 virus from a healthy child with date of stool collection 28/07/2011
 * **District Muzfargarh, Punjab Province**, was identified as an infected district by isolating wild type P1 virus from a healthy child with date of stool collection 07/08/2011



World Health Organization – Regional Office for Eastern Mediterranean

AFP SURVEILLANCE

Week 27, ending 08 July 2012

9-Jul-12

Number 718

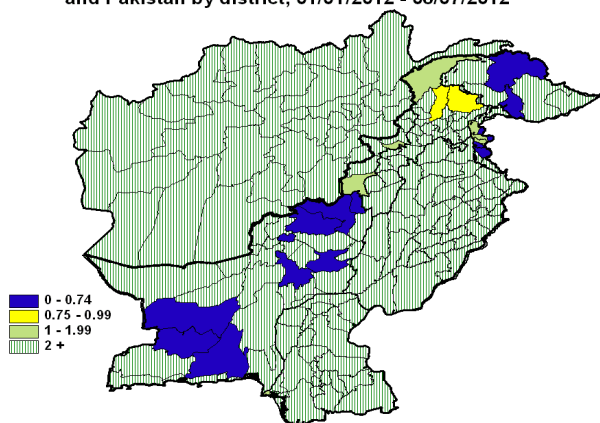
Wild Polio cases by district and date of onset of paralysis, Pakistan 2011

PROVINCE	DISTRICT	P1			P3						
		Count	First case	Last case	Count	First case	Last case				
FATA	KHYBER	23	15/01/2011	28/12/2011	2	09/06/2011	27/09/2011				
	WAZIR-N	14	18/08/2011	08/12/2011							
	BAJOUR	2	24/09/2011	11/11/2011							
	WAZIR-S	4	22/07/2011	17/10/2011							
	MOHMAND	4	03/01/2011	05/07/2011							
	ORAKZAI	2	06/05/2011	15/06/2011							
	KURRAM	1	06/03/2011	06/03/2011							
KHYBER PAKHTOON	CHARSADA	1	28/12/2011	28/12/2011							
	TANK	3	17/11/2011	18/12/2011							
	PESHAWAR	6	16/01/2011	25/11/2011							
	BANNU	2	21/05/2011	24/11/2011							
	KOHAT	6	28/01/2011	22/11/2011							
	BUNIR	3	10/09/2011	11/11/2011							
	NOWSHERA	2	22/09/2011	28/10/2011							
	LAKKIMRWT	3	09/03/2011	27/10/2011							
	SWABI	1	14/10/2011	14/10/2011							
	DIRUPPER	1	19/09/2011	19/09/2011							
	TORGHAR	2	06/04/2011	22/05/2011							
	PUNJAB	LAHORE	1	24/12/2011				24/12/2011			
		VEHARI	2	16/10/2011				12/12/2011			
DGKHAN		1	08/12/2011	08/12/2011							
MUZFARGARH		1	02/12/2011	02/12/2011							
BAHAWALPUR		1	04/11/2011	04/11/2011							
RYKHAN		1	11/10/2011	11/10/2011							
LODHRAN		1	04/09/2011	04/09/2011							
OKARA		1	13/08/2011	13/08/2011							
SINDH	BADIN	4	22/02/2011	19/12/2011							
	THATTA	8	10/04/2011	06/12/2011							
	KHIBALDIA	2	07/10/2011	10/11/2011							
	KHIGIQBAL	1	10/10/2011	10/10/2011							
	JACOBABAD	1	09/10/2011	09/10/2011							
	KASHMORE	1	07/10/2011	07/10/2011							
	KAMBAR	2	28/09/2011	05/10/2011							
	KHIGADAP	2	05/04/2011	21/09/2011							
	KHISITE	2	07/05/2011	16/09/2011							
	UMERKOT	1	24/08/2011	24/08/2011							
	HYDERABAD	1	19/08/2011	19/08/2011							
	JAMSHORO	1	29/05/2011	29/05/2011							
	SANGHAR	2	20/01/2011	19/04/2011							
	KHISADDAR	1	05/04/2011	05/04/2011							
	KHIORANGI	1	29/03/2011	29/03/2011							
	TMKHAN	2	18/02/2011	04/03/2011							
	T.ALLAHYAR	1	21/01/2011	21/01/2011							
	BALOCHISTAN	KABDULAH	22	02/03/2011				15/12/2011			
KHUZDAR		5	03/05/2011	03/12/2011							
QUETTA		15	22/06/2011	01/12/2011							
HARNAI		1	26/11/2011	26/11/2011							
PISHIN		16	19/02/2011	12/11/2011							
BARKHAN		1	29/10/2011	29/10/2011							
MASTUNG		2	20/10/2011	23/10/2011							
KSAIFULAH		2	20/09/2011	20/10/2011							
LORALAI		3	05/09/2011	30/09/2011							
KALAT		1	10/08/2011	10/08/2011							
DBUGTI		1	12/07/2011	12/07/2011							
KOHLU		1	08/07/2011	08/07/2011							
NOSHKI		3	01/04/2011	28/04/2011							
GILGIT BALTISTAN		DIAMIR	1	18/05/2011	18/05/2011						
Grand Total			196	03/01/2011	28/12/2011	2	09/06/2011	27/09/2011			

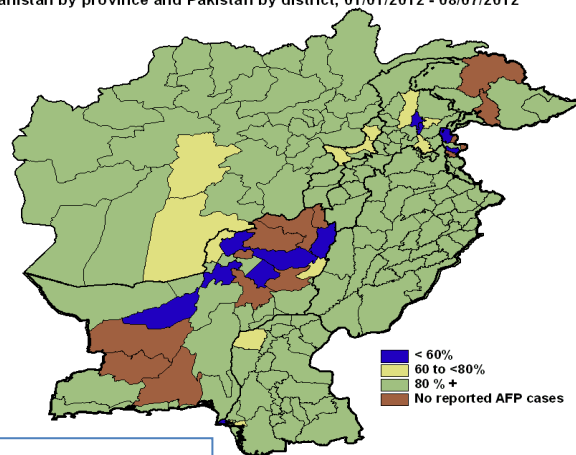
Sanghar P1 case (SD/32/11/005) was identified as wild by a positive contact with date of stool collection 26/01/2011
 Peshawar P1 case (NW/30/11/025) was identified as wild by a positive contact with date of stool collection 10/03/2011
 Torghar P1 case (NW/15/11/001) was identified as wild by a positive contact with date of stool collection 21/04/2011
 Khuzdar P1 case (BN/54/11/013) was identified as wild by a positive contact with date of stool collection 25/07/2011
 Wazir-S P1 case (NW/65/11/015) was identified as wild by a positive contact with date of stool collection 12/10/2011
 Ksaifulah P1 case (BN/25/11/005) was identified as wild by a positive contact with date of stool collection 21/11/2011
 DGKhan P1 case (PB/81/11/145) was identified as wild by a positive contact with date of stool collection 15/12/2011
 Kabdulah P1 case (BN/14/11/042) was identified as wild by a positive contact with date of stool collection 17/12/2011
 Khuzdar P1 case (BN/54/11/019) was identified as wild by a positive contact with date of stool collection 24/12/2011



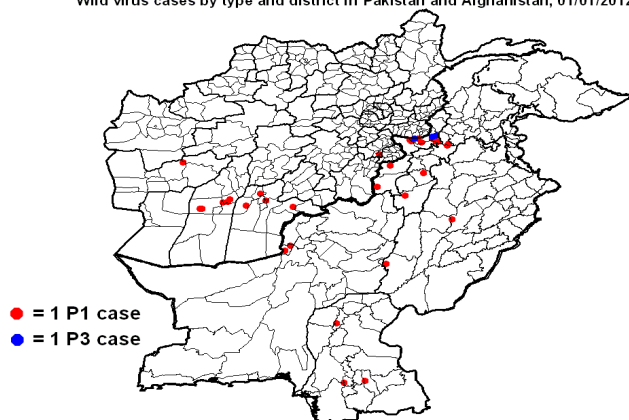
Non polio AFP rate in Afghanistan by province and Pakistan by district, 01/01/2012 - 08/07/2012



Percent of AFP cases with adequate samples in Afghanistan by province and Pakistan by district, 01/01/2012 - 08/07/2012



Wild virus cases by type and district in Pakistan and Afghanistan, 01/01/2012 - 08/07/2012



Wild polio cases by district and date of onset of paralysis in Pakistan, 2012

PROVINCE	DISTRICT	P1			P3			P1P3			Total Count	Total First case	Total Last case
		Count	First case	Last case	Count	First case	Last case	Count	First case	Last case			
FATA	KHYBER	6	06/01/2012	22/05/2012							9	04/01/2012	22/05/2012
	WAZIR-S	1	13/05/2012	13/05/2012							1	13/05/2012	13/05/2012
	WAZIR-N	1	10/02/2012	10/02/2012							1	10/02/2012	10/02/2012
PUNJAB	RAJANPUR	1	21/05/2012	21/05/2012							1	21/05/2012	21/05/2012
	JHANG	1	20/01/2012	20/01/2012							1	20/01/2012	20/01/2012
SINDH	LARKANA	1	21/05/2012	21/05/2012							1	21/05/2012	21/05/2012
	HYDERABAD	1	27/01/2012	27/01/2012							1	27/01/2012	27/01/2012
	MIRPURKHAS	1	03/01/2012	03/01/2012							1	03/01/2012	03/01/2012
KHYBER PAKHTOON	LAKKIMRWT	1	16/01/2012	16/01/2012							1	16/01/2012	16/01/2012
	DIKHAN	1	11/01/2012	11/01/2012							1	11/01/2012	11/01/2012
	KOHAT	1	11/01/2012	11/01/2012							1	11/01/2012	11/01/2012
	PESHAWAR	1	10/01/2012	10/01/2012							1	10/01/2012	10/01/2012
BALUCHISTAN	QUETTA	2	01/01/2012	06/01/2012							2	01/01/2012	06/01/2012
Grand Total		19	01/01/2012	22/05/2012	2	19/02/2012	18/04/2012	1	04/01/2012	04/01/2012		01/01/2012	22/05/2012

Khyber P1 case (NW/34/12/005) was identified as wild by a positive contact with date of stool collection 30/01/2012

Khyber P1P3 case (NW/34/12/002) was identified as wild by positive contacts with date of stool collection 30/01/2012

Wild polio cases by district and date of onset of paralysis in Afghanistan, 2012

PROVINCE	DISTRICT	P1		
		Count	First case	Last case
FARAH	BALA BULUK	1	02/06/2012	02/06/2012
HILMAND	NAHRI SARRAJ	3	03/05/2012	29/05/2012
	NAD ALI	2	01/01/2012	23/01/2012
KANDAHAR	MAYWAND	1	18/05/2012	18/05/2012
	KHAKREZ	1	14/03/2012	14/03/2012
	KANDAHAR	1	15/01/2012	15/01/2012
	ARGHISTAN	1	03/01/2012	03/01/2012
PAKTYA	JADRAN	1	15/02/2012	15/02/2012
Grand Total		11	01/01/2012	02/06/2012