



## World Health Organization – Regional Office for Eastern Mediterranean

## AFP SURVEILLANCE

Week 25, ending 24 June 2012

25-Jun-12

Number 716

Table 1: Acute Flaccid Paralysis (AFP) cases by week of onset

Country	Reported AFP cases by week of onset - Week (25/12)/ Ending on : (24/06/12)														
	Total AFP 2010	Total AFP 2011	Total AFP to date, 2012	W 14 08 Apr 12	W 15 15 Apr 12	W 16 22 Apr 12	W 17 29 Apr 12	W 18 06 May 12	W 19 13 May 12	W 20 20 May 12	W 21 27 May 12	W 22 03 Jun 12	W 23 10 Jun 12	W 24 17 Jun 12	W 25 24 Jun 12
Afghanistan	1572	1831	877	47	29	38	13	45	29	32	40	48	43	19	6
Bahrain	10	10	10	0	0	1	0	0	1	0	1	0	0	0	0
Djibouti	3	6	4	1	0	0	0	0	0	0	0	0	0		
Egypt	1151	1023	504	24	15	15	25	27	19	23	21	12	21	13	9
Iran	622	603	318	20	11	12	13	22	11	22	9	12	10	6	0
Iraq	489	530	246	10	9	10	11	13	11	16	9	10	7	2	
Jordan ****	40	30	15	0	2	0	0	1	2	1	0	1	0	0	
Kuwait	24	38	21	0	2	1	7	3	0	0	1	0	0	0	0
Lebanon ****	19	22	12	0	0	0	0	1	0	0	1	0	1	0	
Libya	46	35	24	1	0	3	2	0	0	0	0	2	1	0	
Morocco	100	76	36	2	2	2	2	1	3	1	1	1	1	2	
Oman	33	39	15	1	0	2	0	2	0	1	0	1	0	1	
Pakistan	5393	5764	2086	88	102	80	93	99	82	94	97	65	61	11	0
Palestine ****	15	17	7	0	2	0	0	2	1	0	0	0	0	0	0
Qatar	5	6	9	0	0	0	1	0	0	0	0	0	0	1	1
Saudi Arabia	239	213	124	6	5	3	5	9	3	1	3	1	5	1	0
Somalia	164	172	69	1	4	6	3	2	3	4	1	4	5	0	
Sudan	408	362	215	12	10	7	12	5	10	6	8	9	6	2	0
South Sudan	310	342	123	10	7	2	2	9	2	8	4	4	0	0	
Syria ****	194	168	61	5	3	1	0	3	0	6	5	2	4	1	0
Tunisia	57	47	28	4	1	1	2	0	2	1	1	0	1	2	
U.A.E	18	25	25	1	0	1	1	0	1	3	0	2	0	0	0
Yemen	426	386	207	7	12	6	4	6	6	12	8	10	7	9	1
<b>Total EMR</b>	<b>11338</b>	<b>11745</b>	<b>5036</b>	<b>240</b>	<b>216</b>	<b>191</b>	<b>196</b>	<b>250</b>	<b>186</b>	<b>231</b>	<b>210</b>	<b>184</b>	<b>173</b>	<b>70</b>	<b>17</b>

No data = No report received

Table 2: Confirmed polio cases by month of onset

Country	Total year 2010	Total year 2011	24/06		Confirmed polio cases by month of onset											
			2011	2012	July 2011	August 2011	September 2011	October 2011	November 2011	December 2011	January 2012	February 2012	March 2012	April 2012	May 2012	June 2012
Afghanistan	25	80	10	10	1	16	14	13	15	10	4	1	1	0	4	
Bahrain	0	0	0	0	0	0	0	0	0	0	0	0	0	0	0	
Djibouti	0	0	0	0	0	0	0	0	0	0	0	0	0	0	0	
Egypt	0	0	0	0	0	0	0	0	0	0	0	0	0	0	0	
Iran	0	0	0	0	0	0	0	0	0	0	0	0	0	0	0	
Iraq	0	0	0	0	0	0	0	0	0	0	0	0	0	0	0	
Jordan ****	0	0	0	0	0	0	0	0	0	0	0	0	0	0	0	
Kuwait	0	0	0	0	0	0	0	0	0	0	0	0	0	0	0	
Lebanon ****	0	0	0	0	0	0	0	0	0	0	0	0	0	0	0	
Libya	0	0	0	0	0	0	0	0	0	0	0	0	0	0	0	
Morocco	0	0	0	0	0	0	0	0	0	0	0	0	0	0	0	
Oman	0	0	0	0	0	0	0	0	0	0	0	0	0	0	0	
Pakistan	144	198	60	22	11	17	34	37	18	21	11	3	1	1	6	
Palestine ****	0	0	0	0	0	0	0	0	0	0	0	0	0	0	0	
Qatar	0	0	0	0	0	0	0	0	0	0	0	0	0	0	0	
Saudi Arabia	0	0	0	0	0	0	0	0	0	0	0	0	0	0	0	
Somalia	0	0	0	0	0	0	0	0	0	0	0	0	0	0	0	
Sudan	0	0	0	0	0	0	0	0	0	0	0	0	0	0	0	
South Sudan	0	0	0	0	0	0	0	0	0	0	0	0	0	0	0	
Syria ****	0	0	0	0	0	0	0	0	0	0	0	0	0	0	0	
Tunisia	0	0	0	0	0	0	0	0	0	0	0	0	0	0	0	
U.A.E	0	0	0	0	0	0	0	0	0	0	0	0	0	0	0	
Yemen	0	0	0	0	0	0	0	0	0	0	0	0	0	0	0	
<b>Total EMR</b>	<b>169</b>	<b>278</b>	<b>70</b>	<b>32</b>	<b>12</b>	<b>33</b>	<b>48</b>	<b>50</b>	<b>33</b>	<b>31</b>	<b>15</b>	<b>4</b>	<b>2</b>	<b>1</b>	<b>10</b>	<b>0</b>

\*\*\*\* UNRWA cases are included with those of country of residence



Table 3: Investigation of AFP cases with paralysis onset in 2011 &amp; 2012 up to Week (25/12)/ Ending on : (24/06/12)

COUNTRY	2011												2012												Latest line List Date		
	AFP										Specimen	Wild cases ****		AFP										Specimen		Wild cases ****	
	Total AFP cases onset 2011	Case classification					Non polio AFP rate **	AFP cases pending classification > 90 days from onset of paralysis	AFP cases pending classification and lab > 90 days from onset of paralysis	% with *** adequate specimens		Wild P1 Poliovirus	Wild P3 Poliovirus	Total AFP cases onset 2012	Case classification					Annualized Non polio AFP rate **	AFP cases pending classification > 90 days from onset of paralysis	AFP cases pending classification and lab > 90 days from onset of paralysis	% with *** adequate specimens			Wild P1 Poliovirus	Wild P3 Poliovirus
		Total Confirmed Polio Cases *	Polio Compatible	Pending Classification	Discarded (non polio AFP)	VDPV					Total Confirmed Polio Cases *				Polio Compatible	Pending Classification	Discarded (non polio AFP)	VDPV									
Afghanistan	1831	80	13	0	1737	1	10.0	0	0	92.1	80	0	877	10	2	101	764	0	10.3	4	0	92.1	10	0	24/06/2012		
Bahrain	10	0	0	0	10	0	3.8	0	0	90.0	0	0	10	0	0	3	7	0	7.7	0	0	100.0	0	0	24/06/2012		
Djibouti	6	0	0	1	5	0	2.1	1	0	66.7	0	0	4	0	0	3	1	0	2.8	0	0	75.0	0	0	11/06/2012		
Egypt	1023	0	0	0	1022	1	3.3	0	0	92.6	0	0	504	0	0	62	442	0	3.2	2	0	90.9	0	0	24/06/2012		
Iran	603	0	0	0	601	2	3.1	0	0	91.4	0	0	318	0	0	26	292	1	3.4	0	0	92.5	0	0	24/06/2012		
Iraq	530	0	0	0	530	0	3.7	0	0	89.2	0	0	246	0	0	39	207	0	3.5	8	3	89.0	0	0	21/06/2012		
Jordan	30	0	0	0	30	0	1.3	0	0	96.7	0	0	15	0	0	6	9	0	1.3	1	0	86.7	0	0	17/06/2012		
Kuwait	38	0	0	0	38	0	5.1	0	0	92.1	0	0	21	0	0	1	20	0	5.7	1	0	90.5	0	0	24/06/2012		
Lebanon	22	0	0	0	22	0	2.0	0	0	45.5	0	0	12	0	0	7	5	0	1.9	2	0	58.3	0	0	18/06/2012		
Libya	35	0	0	0	35	0	1.7	0	0	100.0	0	0	24	0	0	6	18	0	2.4	1	1	100.0	0	0	23/06/2012		
Morocco	76	0	0	0	76	0	0.8	0	0	80.3	0	0	36	0	0	11	25	0	0.7	1	0	77.8	0	0	22/06/3012		
Oman	39	0	0	0	39	0	5.1	0	0	97.4	0	0	15	0	0	4	11	0	3.9	0	0	93.3	0	0	18/06/2012		
Pakistan	5764	198	31	1	5534	0	7.3	1	0	87.5	196	2	2086	22	0	229	1835	0	5.6	54	2	90.7	20 #	3 #	23/06/2012		
Palestine	17	0	0	0	17	0	1.1	0	0	100.0	0	0	7	0	0	7	0	0	0.9	2	0	85.7	0	0	24/06/2012		
Qatar	6	0	0	0	6	0	2.6	0	0	83.3	0	0	9	0	0	6	3	0	8.0	3	0	77.8	0	0	24/06/2012		
Saudi Arabia	213	0	0	0	213	0	2.5	0	0	99.1	0	0	124	0	0	35	89	0	2.9	0	0	98.4	0	0	24/06/2012		
Somalia	172	0	1	0	162	9	3.4	0	0	98.3	0	0	69	0	1	13	55	0	2.8	0	0	95.7	0	0	22/06/2012		
Sudan	362	0	0	0	362	0	2.4	0	0	96.7	0	0	215	0	0	19	196	1	2.9	0	0	96.7	0	0	24/06/2012		
South Sudan	342	0	0	0	341	1	4.5	0	0	93.0	0	0	123	0	0	26	96	1	3.1	4	0	93.5	0	0	22/06/2012		
Syria	168	0	0	0	168	0	1.7	0	0	93.5	0	0	61	0	0	11	50	0	1.3	2	0	88.5	0	0	24/06/2012		
Tunisia	47	0	0	0	47	0	1.8	0	0	93.6	0	0	28	0	0	7	21	0	2.3	1	0	64.3	0	0	20/06/2012		
U.A.E	25	0	0	0	25	0	2.5	0	0	100.0	0	0	25	0	0	7	18	0	5.1	1	0	96.0	0	0	24/06/2012		
Yemen	386	0	0	0	376	10	3.5	0	0	91.5	0	0	207	0	0	42	164	1	3.7	0	0	95.7	0	0	23/06/2012		
EMR	11745	278	45	2	11396	24	4.8	2	0	90.0	276	2	5036	32	3	671	4328	4	4.3	87	6	91.5	30	3			
2010	11338	169	31	0	11129	10	4.6	0	0	90.9	137	32															

\* Confirmed polio cases refer to wild isolation from AFP cases or from contacts of negative index AFP cases

\*\* Non-polio AFP per 100,000 children &lt;15 years

\*\*\* Adequate here refers to two stool specimens collected at least 24 hours apart, within 14 days of paralysis onset

\*\*\*\* AFP cases co infected with P1 and P3 are counted separately as wild isolates

# One AFP case in Pakistan had co infection P1 &amp; P3 from 2 contacts P1 &amp; P3



## World Health Organization – Regional Office for Eastern Mediterranean

## AFP SURVEILLANCE

Week 25, ending 24 June 2012

25-Jun-12

Number 716

Table 4: Investigation of contacts of AFP cases with paralysis onset in 2011 up to Week (25/12)/ Ending on : (24/06/12)

Country	No. of AFP cases	No. of eligible AFP cases for contact sampling*	% of eligible AFP cases with contact samplings	% of eligible AFP cases with 3+ contacts	Total number of Contacts**	% of contacts under 5 years	% of contacts with specimens collected within 7 days of notification of index	% Contact specimens in lab within 3 days of collection	% Contact specimens positive for NPEV	% Contact specimens positive for Sabin like virus	No. of contacts positive for wild virus	% of wild polio virus isolation from contacts	No. of Contacts positive for VDPVs	No. of -ve index AFP cases identified positive by contact	No. of district identified infected from contacts
Afghanistan	877	69	85.5	84.1	405	94.1	73.1	31.1	18.4	4.5	0	0.0		0	0
Bahrain	10	0			0						0			0	0
Djibouti	4	1	100.0	100.0	8	75.0	100.0	0.0	0.0	50.0	0	0.0		0	0
Egypt	504	51	88.2	88.2	195	75.4	40.0	100.0	15.8	2.2	0	0.0		0	0
Iran	318	24	95.8	83.3	90	80.0	30.0	73.3	1.1	1.1	0	0.0		0	0
Iraq	246	27	59.3	44.4	48	56.3	50.0	64.4	6.7	0.0	0	0.0		0	0
Jordan	15	2	0.0	0.0	0						0			0	0
Kuwait	21	2	50.0	50.0	60	48.3	68.3	100.0	0.0	0.0	0	0.0		0	0
Lebanon	12	5	80.0	40.0	10	20.0	100.0	0.0	0.0	0.0	0	0.0		0	0
Libya	24	0			0						0			0	0
Morocco	36	8	50.0	25.0	18	38.9	27.8	93.8	0.0	0.0	0	0.0		0	0
Oman	15	1	0.0	0.0	47	89.4	95.7	100.0	17.9	2.6	0	0.0		0	0
Pakistan	2086	194	82.5	79.4	603	90.9	59.2	67.7	23.2	4.0	4	0.7		2	1
Palestine	7	1	0.0	0.0	0						0			0	0
Qatar	9	2	0.0	0.0	0						0			0	0
Saudi Arabia	124	2	50.0	50.0	21	57.1	52.4	50.0	0.0	0.0	0	0.0		0	0
Somalia	69	3	100.0	100.0	206	92.7	99.0	8.1	16.9	5.0	0	0.0		0	0
Sudan	215	7	100.0	100.0	152	79.6	50.0	34.3	12.4	1.0	0	0.0		0	0
South Sudan	123	8	100.0	100.0	355	82.3	89.3	1.4	6.9	1.4	0	0.0		0	0
Syria	61	7	57.1	14.3	6	83.3	0.0	80.0	0.0	0.0	0	0.0		0	0
Tunisia	28	10	30.0	10.0	25	8.0	32.0	80.0	0.0	0.0	0	0.0		0	0
U.A.E.	25	1	0.0	0.0	0						0			0	0
Yemen	207	9	44.4	44.4	48	60.4	66.7				0			0	0
<b>Grand Total 2012</b>	<b>5036</b>	<b>434</b>	<b>79.0</b>	<b>73.7</b>	<b>2297</b>	<b>83.3</b>	<b>67.0</b>	<b>49.2</b>	<b>15.3</b>	<b>3.1</b>	<b>4</b>	<b>0.2</b>		<b>2</b>	<b>1</b>
<b>Grand Total 2011</b>	<b>11745</b>	<b>1193</b>	<b>81.4</b>	<b>78.7</b>	<b>6064</b>	<b>85.8</b>	<b>69.4</b>	<b>51.3</b>	<b>18.6</b>	<b>3.8</b>	<b>33</b>	<b>0.6</b>	<b>16</b>	<b>18</b>	<b>9</b>

\* Eligible refers to AFP cases with inadequate stool specimens

\*\* Total number of contacts from eligible AFP cases and from other AFP cases as per with country criteria for contact sampling

## Last wild contacts in EMRO, 01/01/2011- 24/06/2012

Year	Country	Count of wild contacts	Date of Most Recent stool collection
2011	Afghanistan	14	25/12/2011
	Pakistan	19	24/12/2011
<b>2011 Total</b>		<b>33</b>	<b>25/12/2011</b>
2012	Pakistan	4	31/01/2012
<b>2012 Total</b>		<b>4</b>	<b>31/01/2012</b>



Table 5: Laboratory investigation of AFP cases with paralysis onset in 2012 up to Week (25/12)/ Ending on : (24/06/12)

Country	Polio laboratories	AFP cases with specimens	Preliminary virus isolation results of AFP cases						Poliovirus intratypic differentiation results #										Indicators				Latest report Date			
			Referred for ITD		NPEV only	Negative	Pending		Type 1			Type 2			Type 3			Discordant pending sequence	NPEV by PCR	Non-EV	Pending ITD	% specimens positive for NPEV*		% AFP cases with culture results within 14 days	% AFP cases with ITD results within 7 days	% AFP cases with ITD results within 45 days of onset**
			L20B+	L20B+/NPEV			received < / = 14 days	received > 14 days ago	Wild	Sabin	VDPV	Wild	Sabin	VDPV	Wild	Sabin	VDPV									
Afghanistan	RRL Pakistan	853	59	6	131	585	72		10	19			6			37						14%	100%	99%	98%	22/06/2012
Bahrain	PNL Oman	9			1	8																9%	100%		100%	24/06/2012
Djibouti	NPL Kenya	4				4																0%			100%	11/06/2012
Egypt***	RRL Egypt	484	12	3	67	368	28	6		9			2			5	1	2	3			14%	94%	100%	99%	24/06/2012
Iran	NPL Iran	337	17		10	280	29	1		4			1	1		5		1	9			2%	98%	94%	98%	23/06/2012
Iraq	RRL Egypt	246	10	1	31	173	16	16					1			1						14%	100%	100%	50%	24/06/2012
Jordan	RRL Tunisia	17				16	1															7%	100%			24/06/2012
Kuwait	RRL Kuwait	27				27																0%	63%		100%	21/06/2012
Lebanon	RRL Egypt	16				15	1															0%	100%		87%	18/06/2012
Libya	RRL Tunisia	26			1	22	3															4%	100%		100%	15/06/2012
Morocco	RRL Tunisia	34				30	2	2														0%	100%		100%	22/06/2012
Oman	NPL Oman	15				14	1															15%	100%		100%	24/06/2012
Pakistan	RRL Pakistan	2264	114	10	432	1553	154	1	18	42			16		2	57		2				18%	100%	98%	98%	22/06/2012
Palestine & UNRWA		7			1	4		2														20%	20%		100%	24/06/2012
Qatar	NPL Oman	9	1			7	1											1				0%	100%	100%	100%	24/06/2012
Saudi Arabia	NPL Oman	129	4		4	115	6						3			1						3%	95%	100%	89%	23/06/2012
Somalia	NPL Kenya	68	2		11	43	3	9		1			1			1						20%	4%		98%	22/06/2012
Sudan	RRL Egypt	215	4		29	162	11	9		4			1	1		1	2					14%	96%	100%	100%	24/06/2012
South Sudan	NPL Kenya	123	3		10	92		21		1				1								10%	0%		91%	22/06/2012
Syria	RRL Tunisia	59			2	46	6	5														3%	100%			21/06/2012
Tunisia	RRL Tunisia	25	1			23	1						1									0%	96%	100%	92%	15/06/2012
U.A.E	NPL Oman	24				18	6															0%	100%		100%	24/06/2012
Yemen	RRL Egypt	187	17	2	24	123	19			5			9	1		6	1					11%	86%	100%	88%	24/06/2012
Total EMR 2012		5178	244	22	754	3728	360	72	28	85			41	4	2	116	4	5	13			14%	95%	98%	98%	
Total EMR 2011		11586	666	62	2056	8795		1	258	183	2		109	18	2	222	2	8	35	2		16%	94%	98%	94%	

\* Specimens from all sources including non-AFP cases, excluding environmental samples

\*\* This indicator reflects surveillance and laboratory activities

\*\*\* Environmental surveillance initiated in Egypt in September 2000 showed the following:

Year	2000	2001	2002	2003	2004	2005	2006	2007	2008	2009	2010	2011	2012	Grand Total
Negative	52	55	136	299	469	499	492	458	444	481	415	448	146	4394
Pending													47	47
Wild	2	75	26	12	13	2			2		1			133
Grand Total	54	130	162	311	482	501	492	458	446	481	416	448	193	4574

In 2008, out of 446 samples, 2 positive for wild virus in Giza governorate (Al Haram Site) genomic sequence data indicate importation from Ethiopia / South Sudan & Cairo governorate (Al Haggana 2) genomic sequence data indicate nearest importation from India. In 2010, 1 positive sample for wild virus in Aswan governorate (Aswan City) genomic sequence data indicate nearest importation from Sudan.

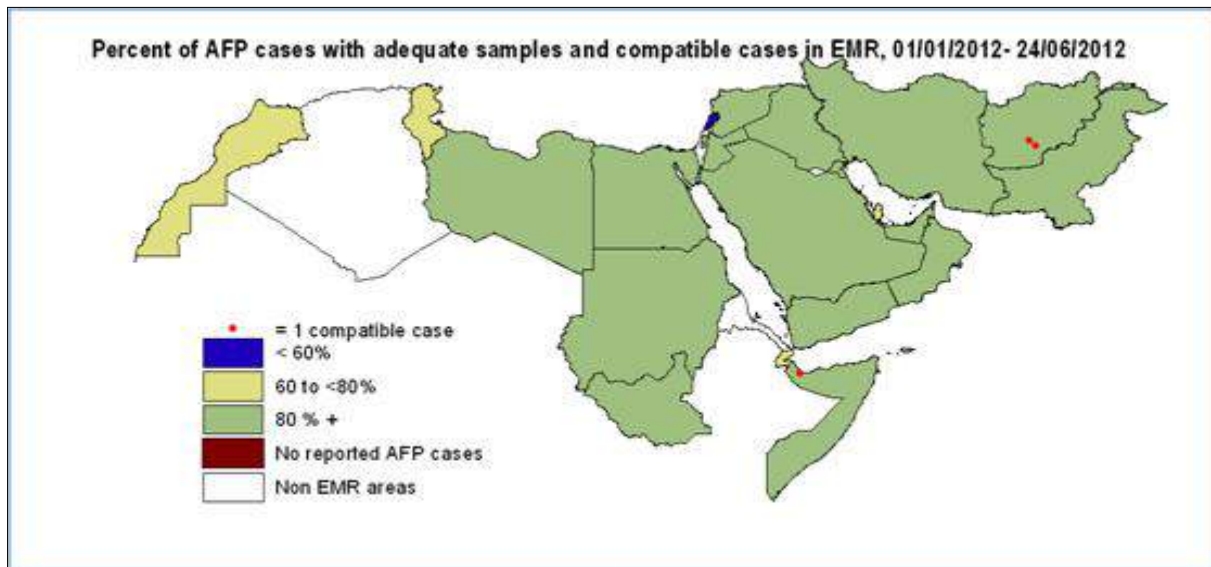
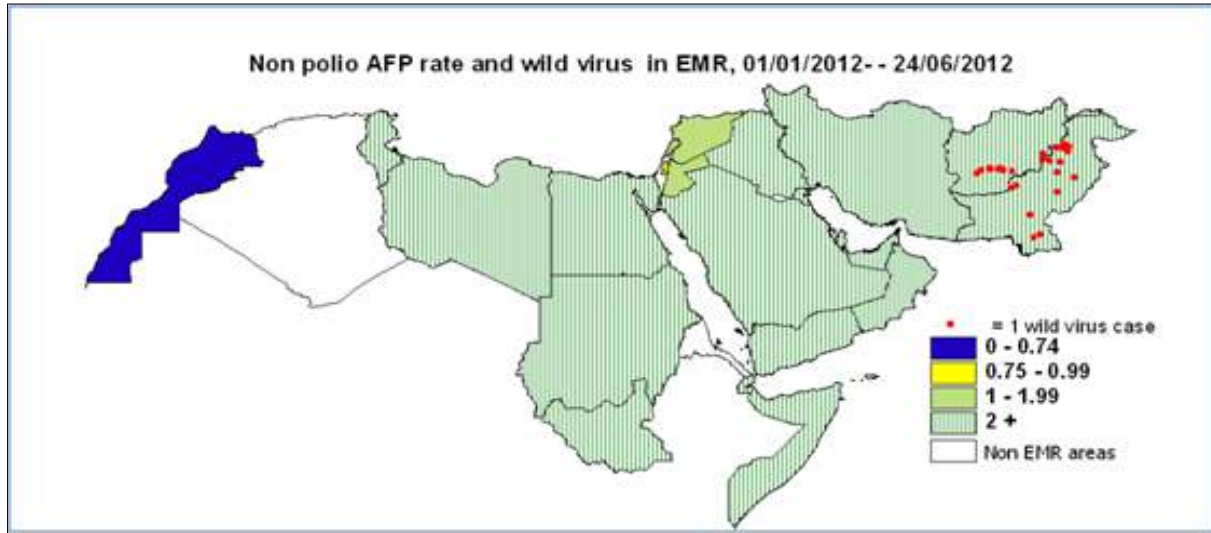
\*\*\*\*Environmental surveillance initiated in Pakistan in August 2009 showed the following:

Year	2009				2010								2011								2012											
Status	KHIBALDIA TOWN	KHIGADAP TOWN	KHIGULSHAN-E-IOBAL TOWN	LAHORE	KHIBALDIA TOWN	KHIGADAP TOWN	KHIGULSHAN-E-IOBAL TOWN	LAHORE	PESHAWAR	RAWALPINDI	QUETTA	MULTAN	KHIBALDIA TOWN	KHIGADAP TOWN	KHIGULSHAN-E-IOBAL TOWN	LAHORE	PESHAWAR	RAWALPINDI	QUETTA	MULTAN	KHIBALDIA TOWN	KHIGADAP TOWN	KHIGULSHAN-E-IOBAL TOWN	LAHORE	PESHAWAR	RAWALPINDI	QUETTA	MULTAN	SUKKUR			
Negative	9	3	5	10	27	10	11	12	27	2	2	4	9	77	8	8	10	17	5	1	4	15	68	5	10	9	4	1	8	12	50	
Pending																															11	
Wild	1	8	7	2	18	6	20	12	6	12	5	9	9	79	4	28	14	19	19	11	20	21	136	5	1	12	9	4	2	3	39	
Grand Total	10	11	12	12	45	16	31	24	33	14	7	13	18	156	12	36	24	36	24	12	24	36	204	5	17	12	18	11	5	11	17	100



World Health Organization – Regional Office for Eastern Mediterranean  
AFP SURVEILLANCE  
Week 25, ending 24 June 2012

25-Jun-12  
Number 716



**Wild polio cases by country and date of onset of paralysis in EMR, 2011 & 2012**

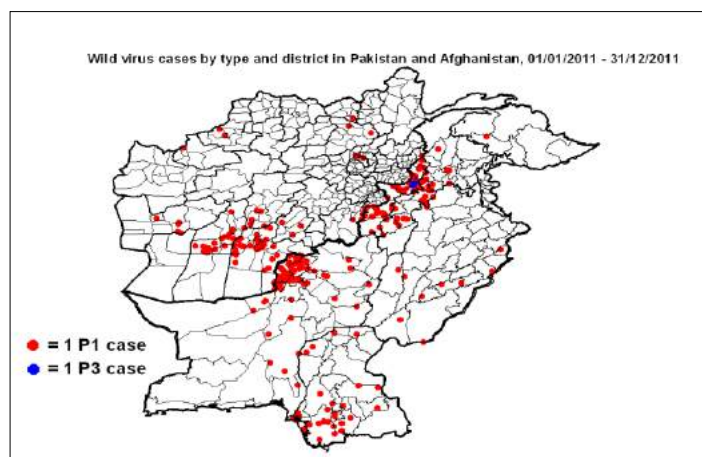
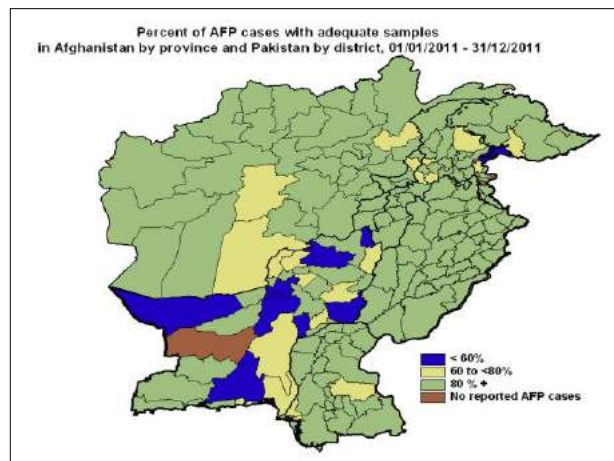
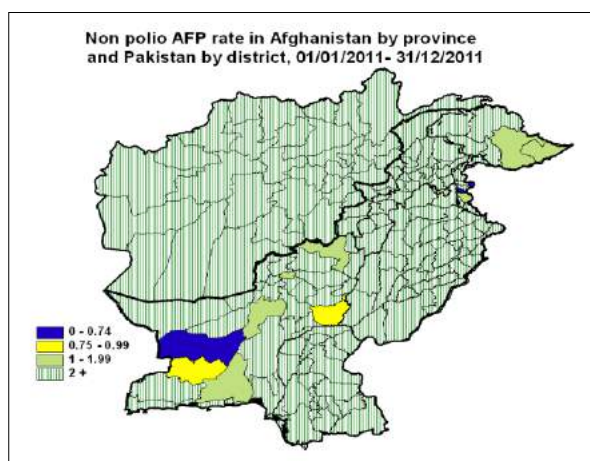
Year	COUNTRY	P1			P3			PIP3			Total Count	First Case	Last Case
		Count	First Case	Last Case	Count	First Case	Last Case	Count	First Case	Last Case			
2011	AFG	80	11/01/2011	16/12/2011							80	11/01/2011	16/12/2011
	PAK	196	03/01/2011	28/12/2011	2	09/06/2011	27/09/2011				198	03/01/2011	28/12/2011
2011 Total		276	03/01/2011	28/12/2011	2	09/06/2011	27/09/2011				278	03/01/2011	28/12/2011
2012	AFG	10	01/01/2012	29/05/2012							10	01/01/2012	29/05/2012
	PAK	19	01/01/2012	22/05/2012	2	19/02/2012	18/04/2012	1	04/01/2012	04/01/2012	22	01/01/2012	22/05/2012
2012 Total		29	01/01/2012	29/05/2012	2	19/02/2012	18/04/2012	1	04/01/2012	04/01/2012	32	01/01/2012	29/05/2012



**Wild Polio cases by district and date of onset of paralysis, Afghanistan 2011**

PROVINCE	DISTRICT	P1		
		Count	First case	Last case
KANDAHAR	MAYWAND	8	25/04/2011	16/12/2011
	SPIN BOLDAK	3	10/11/2011	12/12/2011
	KANDAHAR	13	23/05/2011	11/12/2011
	KHAKREZ	1	28/11/2011	28/11/2011
	PANJWAYI	4	15/08/2011	24/11/2011
	SHAH WALI KOT	3	05/08/2011	03/11/2011
	ARGHANDAB (K)	1	25/09/2011	25/09/2011
	DAMAN	2	11/01/2011	19/06/2011
FARAH	KHAKI SAFED	1	13/12/2011	13/12/2011
	BAKWA	3	26/04/2011	05/12/2011
	BALA BULUK	1	10/06/2011	10/06/2011
HILMAND	NAD ALI	8	05/08/2011	03/12/2011
	NAHRI SARRAJ	5	29/05/2011	02/12/2011
	LASHKAR GAH	1	16/09/2011	16/09/2011
	KAJAKI	1	01/09/2011	01/09/2011
	NAWAY_I_BARAKZAYI	1	30/08/2011	30/08/2011
	MUSA QALA	3	08/05/2011	28/06/2011
BAGHLHAN	KHOST WA FIRING	1	02/12/2011	02/12/2011
	BAGHLAN	1	07/10/2011	07/10/2011
URUZGAN	DIHRAWUD	2	12/11/2011	29/11/2011
	TIRIN KOT	1	23/11/2011	23/11/2011
	SHAHIDI HASSAS	1	11/10/2011	11/10/2011
	NESH	1	25/09/2011	25/09/2011
FARYAB	ALMUR	2	14/10/2011	19/11/2011
KAPISA	MAHMUD RAQI	1	14/11/2011	14/11/2011
KUNDUZ	ALI ABAD	1	04/11/2011	04/11/2011
PARWAN	CHAHARIKAR	3	30/08/2011	04/11/2011
PAKTIKA	BARMAL	1	14/10/2011	14/10/2011
ZABUL	SHINKAY	1	05/10/2011	05/10/2011
	DAYCHOPAN	1	02/10/2011	02/10/2011
	QALAT	1	22/09/2011	22/09/2011
KUNAR	DANGAM	1	02/10/2011	02/10/2011
NANGARHAR	LAL PUR	1	28/09/2011	28/09/2011
BADGHIS	MUQR (B)	1	04/09/2011	04/09/2011
<b>Grand Total</b>		<b>80</b>	<b>11/01/2011</b>	<b>16/12/2011</b>

Kandahar P1 case (AFG/08/11/103) was identified as wild by a positive contact with date of stool collection 30/05/11  
 Maywand P1 case (AFG/08/11/110) was identified as wild by a positive contact with date of stool collection 29/05/11  
 Bala Buluk P1 case (AFG/03/11/132) was identified as wild by a positive contact with date of stool collection 13/06/11  
 Ali Abad P1 case (AFG/01/11/217) was identified as wild by a positive contact with date of stool collection 29/09/2011  
 Arghandab (K) P1 case (AFG/08/11/257) was identified as wild by a positive contact with date of stool collection 14/10/11  
 Chaharikar P1 case (AFG/05/11/240) was identified as wild by a positive contact with date of stool collection 23/10/211  
 Chaharikar P1 case (AFG/05/11/271) was identified as wild by a positive contact with date of stool collection 24/11/2011  
 Al Mar P1 case (AFG/02/11/274) was identified as wild by a positive contact with date of stool collection 06/12/2011  
 Khaki Safed P1 case (AFG/03/11/283) was identified as wild by a positive contact with date of stool collection 25/12/2011



\* District RY Khan, Punjab Province, was identified as an infected district by isolating wild type P1 virus from a healthy child with date of stool collection 08/01/2011  
 \* District Nsirabad, Balochistan Province, was identified as an infected district by isolating wild type P1 virus from a healthy child with date of stool collection 26/01/2011  
 \* District Faisalabad, Punjab Province, was identified as an infected district by isolating wild type P1 virus from a healthy child with date of stool collection 28/07/2011  
 \* District Muzfargarh, Punjab Province, was identified as an infected district by isolating wild type P1 virus from a healthy child with date of stool collection 07/08/2011



## World Health Organization – Regional Office for Eastern Mediterranean

## AFP SURVEILLANCE

Week 25, ending 24 June 2012

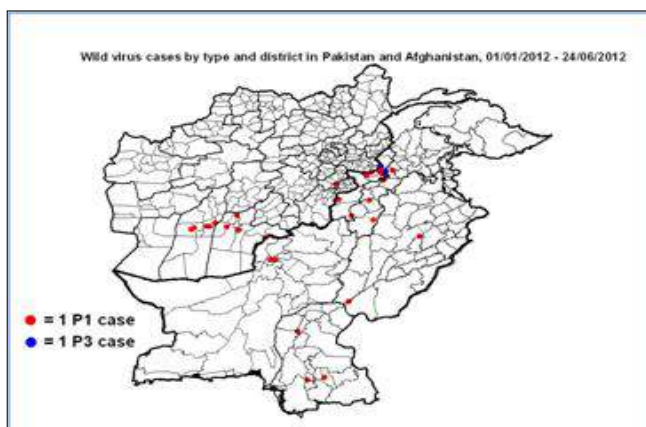
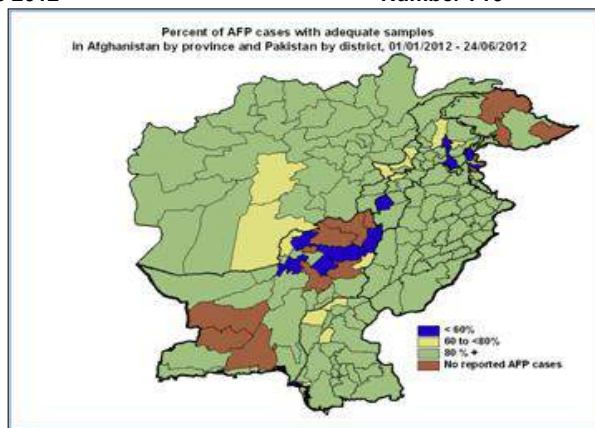
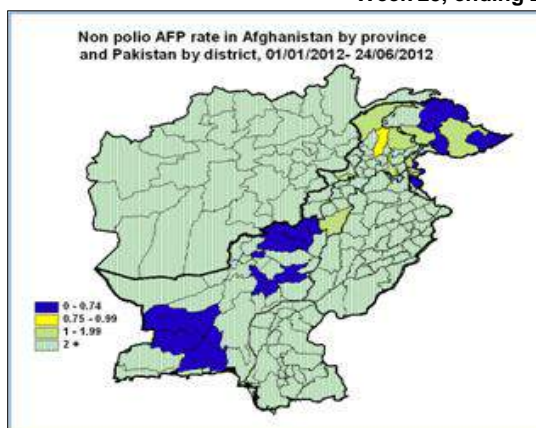
25-Jun-12

Number 716

## Wild Polio cases by district and date of onset of paralysis, Pakistan 2011

PROVINCE	DISTRICT	P1			P3						
		Count	First case	Last case	Count	First case	Last case				
FATA	KHYBER	23	15/01/2011	28/12/2011	2	09/06/2011	27/09/2011				
	WAZIR-N	14	18/08/2011	08/12/2011							
	BAJOUR	2	24/09/2011	11/11/2011							
	WAZIR-S	4	22/07/2011	17/10/2011							
	MOHMAND	4	03/01/2011	05/07/2011							
	ORAKZAI	2	06/05/2011	15/06/2011							
	KURRAM	1	06/03/2011	06/03/2011							
KHYBER PAKHTOON	CHARSADA	1	28/12/2011	28/12/2011							
	TANK	3	17/11/2011	18/12/2011							
	PESHAWAR	6	16/01/2011	25/11/2011							
	BANNU	2	21/05/2011	24/11/2011							
	KOHAT	6	28/01/2011	22/11/2011							
	BUNIR	3	10/09/2011	11/11/2011							
	NOWSHERA	2	22/09/2011	28/10/2011							
	LAKKIMRWT	3	09/03/2011	27/10/2011							
	SWABI	1	14/10/2011	14/10/2011							
	DIRUPPER	1	19/09/2011	19/09/2011							
	TORGHAR	2	06/04/2011	22/05/2011							
	PUNJAB	LAHORE	1	24/12/2011				24/12/2011			
		VEHARI	2	16/10/2011				12/12/2011			
DGKHAN		1	08/12/2011	08/12/2011							
MUZFARGARH		1	02/12/2011	02/12/2011							
BAHAWALPUR		1	04/11/2011	04/11/2011							
RYKHAN		1	11/10/2011	11/10/2011							
LODHRAN		1	04/09/2011	04/09/2011							
OKARA		1	13/08/2011	13/08/2011							
SINDH	BADIN	4	22/02/2011	19/12/2011							
	THATTA	8	10/04/2011	06/12/2011							
	KHIBALDIA	2	07/10/2011	10/11/2011							
	KHIGIQBAL	1	10/10/2011	10/10/2011							
	JACOBABAD	1	09/10/2011	09/10/2011							
	KASHMORE	1	07/10/2011	07/10/2011							
	KAMBAR	2	28/09/2011	05/10/2011							
	KHIGADAP	2	05/04/2011	21/09/2011							
	KHISITE	2	07/05/2011	16/09/2011							
	UMERKOT	1	24/08/2011	24/08/2011							
	HYDERABAD	1	19/08/2011	19/08/2011							
	JAMSHORO	1	29/05/2011	29/05/2011							
	SANGHAR	2	20/01/2011	19/04/2011							
	KHISADDAR	1	05/04/2011	05/04/2011							
	KHIORANGI	1	29/03/2011	29/03/2011							
	TMKHAN	2	18/02/2011	04/03/2011							
	T.ALLAHYAR	1	21/01/2011	21/01/2011							
	BALOCHISTAN	KABDULAH	22	02/03/2011				15/12/2011			
KHUZDAR		5	03/05/2011	03/12/2011							
QUETTA		15	22/06/2011	01/12/2011							
HARNAI		1	26/11/2011	26/11/2011							
PISHIN		16	19/02/2011	12/11/2011							
BARKHAN		1	29/10/2011	29/10/2011							
MASTUNG		2	20/10/2011	23/10/2011							
KSAIFULAH		2	20/09/2011	20/10/2011							
LORALAI		3	05/09/2011	30/09/2011							
KALAT		1	10/08/2011	10/08/2011							
DBUGTI		1	12/07/2011	12/07/2011							
KOHLU		1	08/07/2011	08/07/2011							
NOSHKI		3	01/04/2011	28/04/2011							
GILGIT BALTISTAN		DIAMIR	1	18/05/2011	18/05/2011						
<b>Grand Total</b>			<b>196</b>	<b>03/01/2011</b>	<b>28/12/2011</b>	<b>2</b>	<b>09/06/2011</b>	<b>27/09/2011</b>			

Sanghar P1 case (SD/32/11/005) was identified as wild by a positive contact with date of stool collection 26/01/2011  
Peshawar P1 case (NW/30/11/025) was identified as wild by a positive contact with date of stool collection 10/03/2011  
Torghar P1 case (NW/15/11/001) was identified as wild by a positive contact with date of stool collection 21/04/2011  
Khuzdar P1 case (BN/54/11/013) was identified as wild by a positive contact with date of stool collection 25/07/2011  
Wazir-S P1 case (NW/65/11/015) was identified as wild by a positive contact with date of stool collection 12/10/2011  
Ksaifulah P1 case (BN/25/11/005) was identified as wild by a positive contact with date of stool collection 21/11/2011  
DGKhan P1 case (PB/81/11/145) was identified as wild by a positive contact with date of stool collection 15/12/2011  
Kabdulah P1 case (BN/14/11/042) was identified as wild by a positive contact with date of stool collection 17/12/2011  
Khuzdar P1 case (BN/54/11/019) was identified as wild by a positive contact with date of stool collection 24/12/2011



### Wild Polio cases by district and date of onset of paralysis, Afghanistan 2012

PROVINCE	DISTRICT	P1		
		Count	First case	Last case
HILMAND	NAHRI SARRAJ	3	03/05/2012	29/05/2012
	NAD ALI	2	01/01/2012	23/01/2012
KANDAHAR	MAYWAND	1	18/05/2012	18/05/2012
	KHAKREZ	1	14/03/2012	14/03/2012
	KANDAHAR	1	15/01/2012	15/01/2012
	ARGHISTAN	1	03/01/2012	03/01/2012
PAKTYA	JADRAN	1	15/02/2012	15/02/2012
Grand Total		10	01/01/2012	29/05/2012

### Wild Polio cases by district and date of onset of paralysis, Pakistan 2012

PROVINCE	DISTRICT	P1			P3			P1P3			Total Count	First case	Last case
		Count	First case	Last case	Count	First case	Last case	Count	First case	Last case			
FATA	KHYBER	6	06/01/2012	22/05/2012	2	19/02/2012	18/04/2012	1	04/01/2012	04/01/2012	9	04/01/2012	22/05/2012
	WAZIR-S	1	13/05/2012	13/05/2012							1	13/05/2012	13/05/2012
	WAZIR-N	1	10/02/2012	10/02/2012							1	10/02/2012	10/02/2012
PUNJAB	RAJANPUR	1	21/05/2012	21/05/2012							1	21/05/2012	21/05/2012
	JHANG	1	20/01/2012	20/01/2012							1	20/01/2012	20/01/2012
SINDH	LARKANA	1	21/05/2012	21/05/2012							1	21/05/2012	21/05/2012
	HYDERABAD	1	27/01/2012	27/01/2012							1	27/01/2012	27/01/2012
	MIRPURKHAS	1	03/01/2012	03/01/2012							1	03/01/2012	03/01/2012
KHYBER PAKHTOON	LAKKIMRWT	1	16/01/2012	16/01/2012							1	16/01/2012	16/01/2012
	DIKHAN	1	11/01/2012	11/01/2012							1	11/01/2012	11/01/2012
	KOHAT	1	11/01/2012	11/01/2012							1	11/01/2012	11/01/2012
	PESHAWAR	1	10/01/2012	10/01/2012							1	10/01/2012	10/01/2012
BALOCHISTAN	QUETTA	2	01/01/2012	06/01/2012							2	01/01/2012	06/01/2012
Grand Total		19	01/01/2012	22/05/2012	2	19/02/2012	18/04/2012	1	04/01/2012	04/01/2012	22	01/01/2012	22/05/2012

Khyber P1 case (NW/34/12/005) was identified as wild by a positive contact with date of stool collection 30/01/2012  
 Khyber P1P3 case (NW/34/12/002) was identified as wild by positive contacts with date of stool collection 30/01/2012