



## World Health Organization – Regional Office for Eastern Mediterranean

## AFP SURVEILLANCE

Week 20, ending 20 May 2012

21-May-12

Number 711

Table 1: Acute Flaccid Paralysis (AFP) cases by week of onset

Country	Reported AFP cases by week of onset - Week (20/12)/ Ending on : (20/05/12)														
	Total AFP 2010	Total AFP 2011	Total AFP to date, 2012	W 09 04 Mar 12	W 10 11 Mar 12	W 11 18 Mar 12	W 12 25 Mar 12	W 13 01 Apr 12	W 14 08 Apr 12	W 15 15 Apr 12	W 16 22 Apr 12	W 17 29 Apr 12	W 18 06 May 12	W 19 13 May 12	W 20 20 May 12
Afghanistan	1572	1831	677	38	34	36	48	39	47	29	38	12	42	20	2
Bahrain	10	10	8	1	0	1	0	0	0	0	1	0	0	0	0
Djibouti	3	6	4	0	0	0	0	2	1	0	0				
Egypt	1151	1023	410	24	26	26	26	28	24	15	15	25	26	19	6
Iran	622	603	247	20	8	6	8	7	21	11	12	11	11	6	4
Iraq	489	530	190	14	14	12	6	11	10	9	10	7	12	5	
Jordan ****	40	30	10	0	1	0	1	1	0	2	0	0	0	0	
Kuwait	24	38	19	0	1	0	0	1	0	2	1	7	2	0	0
Lebanon ****	19	22	8	0	1	0	0	1	0						
Libya	46	35	21	3	1	0	1	1	1	0	3	2	0	0	
Morocco	100	76	27	3	0	2	2	0	2	2	2	2	1	1	
Oman	33	39	12	0	0	1	1	0	1	0	2	0	2	0	0
Pakistan	5393	5712	1533	95	95	95	74	80	79	89	64	59	50	15	
Palestine ****	15	17	5	0	0	0	0	0	0	2	0	0	0	1	0
Qatar	5	6	7	0	0	0	0	0	0	0	0	1	0	0	0
Saudi Arabia	239	213	108	10	6	2	8	5	6	5	3	5	7	0	
Somalia	164	172	52	7	2	1	1	1	1	4	6	2	2	1	
Sudan	408	362	181	13	12	11	4	10	12	10	7	12	5	6	1
South Sudan	310	342	99	8	3	4	5	7	10	6	2	2	5	0	
Syria ****	194	168	43	2	4	3	3	1	5	3	1	0	3	0	
Tunisia	57	47	18	2	1	1	1	0	4	0	0	1	0		
U.A.E	18	25	19	0	1	0	1	1	1	0	1	1	0	0	1
Yemen	426	386	156	18	11	10	4	8	7	12	5	4	6	2	1
<b>Total EMR</b>	<b>11338</b>	<b>11693</b>	<b>3854</b>	<b>258</b>	<b>221</b>	<b>211</b>	<b>194</b>	<b>204</b>	<b>232</b>	<b>201</b>	<b>173</b>	<b>153</b>	<b>174</b>	<b>76</b>	<b>15</b>

No data = No report received

Table 2: Confirmed polio cases by month of onset

Country	Total year 2010	Total year 2011	20/05		Confirmed polio cases by month of onset											
			2011	2012	June 2011	July 2011	August 2011	September 2011	October 2011	November 2011	December 2011	January 2012	February 2012	March 2012	April 2012	May 2012
Afghanistan	25	80	5	6	4	1	16	14	13	15	10	4	1	1		
Bahrain	0	0	0	0	0	0	0	0	0	0	0	0	0	0		
Djibouti	0	0	0	0	0	0	0	0	0	0	0	0	0			
Egypt	0	0	0	0	0	0	0	0	0	0	0	0	0			
Iran	0	0	0	0	0	0	0	0	0	0	0	0	0			
Iraq	0	0	0	0	0	0	0	0	0	0	0	0	0	0		
Jordan ****	0	0	0	0	0	0	0	0	0	0	0	0	0	0	0	
Kuwait	0	0	0	0	0	0	0	0	0	0	0	0	0	0		
Lebanon ****	0	0	0	0	0	0	0	0	0	0	0	0	0	0		
Libya	0	0	0	0	0	0	0	0	0	0	0	0	0	0		
Morocco	0	0	0	0	0	0	0	0	0	0	0	0	0	0		
Oman	0	0	0	0	0	0	0	0	0	0	0	0	0	0		
Pakistan	144	198	47	16	8	11	17	34	37	18	21	11	3	1	1	
Palestine ****	0	0	0	0	0	0	0	0	0	0	0	0	0	0	0	
Qatar	0	0	0	0	0	0	0	0	0	0	0	0	0	0	0	
Saudi Arabia	0	0	0	0	0	0	0	0	0	0	0	0	0	0		
Somalia	0	0	0	0	0	0	0	0	0	0	0	0	0	0		
Sudan	0	0	0	0	0	0	0	0	0	0	0	0	0	0		
South Sudan	0	0	0	0	0	0	0	0	0	0	0	0	0	0		
Syria ****	0	0	0	0	0	0	0	0	0	0	0	0	0	0	0	
Tunisia	0	0	0	0	0	0	0	0	0	0	0	0	0	0		
U.A.E	0	0	0	0	0	0	0	0	0	0	0	0	0	0		
Yemen	0	0	0	0	0	0	0	0	0	0	0	0	0	0		
<b>Total EMR</b>	<b>169</b>	<b>278</b>	<b>52</b>	<b>22</b>	<b>12</b>	<b>12</b>	<b>33</b>	<b>48</b>	<b>50</b>	<b>33</b>	<b>31</b>	<b>15</b>	<b>4</b>	<b>2</b>	<b>1</b>	<b>0</b>

\*\*\*\* UNRWA cases are included with those of country of residence



Table 3: Investigation of AFP cases with paralysis onset in 2011 & 2012 up to Week (20/12)/ Ending on : (20/05/12)

COUNTRY	2011												2012												Latest line List Date				
	AFP										Specimen		Wild isolates ****		AFP											Specimen		Wild isolates ****	
	Total AFP cases onset 2011	Case classification					Non polio AFP rate **	AFP cases pending classification > 90 days from onset of paralysis	AFP cases pending classification and lab > 90 days from onset of paralysis	% with *** adequate specimens	Wild P1 Poliovirus	Wild P3 Poliovirus	Total AFP cases onset 2012	Case classification					Annualized Non polio AFP rate **	AFP cases pending classification > 90 days from onset of paralysis	AFP cases pending classification and lab > 90 days from onset of paralysis	% with *** adequate specimens	Wild P1 Poliovirus	Wild P3 Poliovirus					
		Total Confirmed Polio Cases *	Polio Compatible	Pending Classification	Discarded (non polio AFP)	VDPV								Total Confirmed Polio Cases *	Polio Compatible	Pending Classification	Discarded (non polio AFP)	VDPV											
Afghanistan	1831	80	13	0	1737	1	10.0	0	0	92.1	80	0	677	6	2	99	570	0	10.0	1	0	91.9	6	0	20/05/2012				
Bahrain	10	0	0	0	10	0	3.8	0	0	90.0	0	0	8	0	0	2	6	0	7.6	0	0	100.0	0	0	20/05/2012				
Djibouti	6	0	0	1	5	0	2.1	1	0	66.7	0	0	4	0	0	4	0	0	3.5	1	0	75.0	0	0	23/04/2012				
Egypt	1023	0	0	0	1022	1	3.3	0	0	92.6	0	0	410	0	0	110	300	0	3.3	0	0	85.6	0	0	17/05/2012				
Iran	603	0	0	0	601	2	3.4	0	0	91.4	0	0	247	0	0	29	218	1	3.6	1	1	93.1	0	0	19/05/2012				
Iraq	530	0	0	0	530	0	3.7	0	0	89.2	0	0	190	0	0	43	147	0	3.4	6	0	92.6	0	0	19/05/2012				
Jordan	30	0	0	0	30	0	1.3	0	0	96.7	0	0	10	0	0	5	5	0	1.1	0	0	80.0	0	0	17/05/2012				
Kuwait	38	0	0	0	38	0	5.1	0	0	92.1	0	0	19	0	0	10	9	0	6.5	1	0	94.7	0	0	20/05/2012				
Lebanon	22	0	0	0	22	0	2.0	0	0	45.5	0	0	8	0	0	3	5	0	1.4	1	0	62.5	0	0	11/04/2012				
Libya	35	0	0	0	35	0	1.7	0	0	100.0	0	0	21	0	0	8	13	0	2.7	0	0	100.0	0	0	19/05/2012				
Morocco	76	0	0	0	76	0	0.8	0	0	80.3	0	0	27	0	0	9	18	0	0.7	0	0	77.8	0	0	18/05/3012				
Oman	39	0	0	0	39	0	5.1	0	0	97.4	0	0	12	0	0	4	8	0	3.9	0	0	100.0	0	0	20/05/2012				
Pakistan	5712	198	21	59	5434	0	7.2	59	0	87.6	196	2	1533	16	0	175	1342	0	5.1	32	2	91.9	14 #	3 #	19/05/2012				
Palestine	17	0	0	0	17	0	1.1	0	0	100.0	0	0	5	0	0	5	0	0	0.8	2	0	100.0	0	0	20/05/2012				
Qatar	6	0	0	0	6	0	2.6	0	0	83.3	0	0	7	0	0	7	0	0	7.8	4	0	71.4	0	0	20/05/2012				
Saudi Arabia	213	0	0	0	213	0	2.5	0	0	99.1	0	0	108	0	0	47	61	0	3.2	0	0	98.1	0	0	13/05/2012				
Somalia	172	0	1	0	162	9	3.4	0	0	98.8	0	0	52	0	1	6	45	0	2.6	0	0	98.1	0	0	18/05/2012				
Sudan	362	0	0	0	362	0	2.4	0	0	96.7	0	0	181	0	0	18	163	0	3.0	0	0	96.1	0	0	20/05/2012				
South Sudan	342	0	0	0	341	1	4.5	0	0	93.0	0	0	99	0	0	15	83	1	3.1	1	0	94.9	0	0	18/05/2012				
Syria	168	0	0	0	168	0	1.7	0	0	93.5	0	0	43	0	0	9	34	0	1.1	2	1	88.4	0	0	17/05/2012				
Tunisia	47	0	0	0	47	0	1.8	0	0	93.6	0	0	18	0	0	9	9	0	1.8	2	0	66.7	0	0	10/05/2012				
U.A.E	25	0	0	0	25	0	2.5	0	0	100.0	0	0	19	0	0	2	17	0	4.9	0	0	100.0	0	0	20/05/2012				
Yemen	386	0	0	0	376	10	3.5	0	0	91.5	0	0	156	0	0	27	128	1	3.4	2	0	97.4	0	0	19/05/2012				
EMR	11693	278	35	60	11296	24	4.8	60	0	90.1	276	2	3854	22	3	646	3181	3	4.1	56	4	91.9	20	3					
2010	11338	169	31	0	11129	10	4.6	0	0	90.9	137	32																	

\* Confirmed polio cases refer to wild isolation from AFP cases or from contacts of negative index AFP cases

\*\* Non-polio AFP per 100,000 children <15 years

\*\*\* Adequate here refers to two stool specimens collected at least 24 hours apart, within 14 days of paralysis onset

\*\*\*\* AFP cases co infected with P1 and P3 are counted separately as wild isolates

# One AFP case in Pakistan had co infection P1 & P3 from 2 contacts P1 & P3



## World Health Organization – Regional Office for Eastern Mediterranean

## AFP SURVEILLANCE

Week 20, ending 20 May 2012

20-May-12

Number 711

Table 4: Investigation of contacts of AFP cases with paralysis onset in 2011 up to Week (20/12)/ Ending on : (20/05/12)

Country	No. of AFP cases	No. of eligible AFP cases for contact sampling*	% of eligible AFP cases with contact samplings	% of eligible AFP cases with 3+ contacts	Total number of Contacts**	% of contacts under 5 years	% of contacts with specimens collected within 7 days of notification of index	% Contact specimens in lab within 3 days of collection	% Contact specimens positive for NPEV	% Contact specimens positive for Sabin like virus	No. of contacts positive for wild virus	% of wild polio virus isolation from contacts	No. of Contacts positive for VDPVs	No. of -ve index AFP cases identified positive by contact	No. of district identified infected from contacts
Afghanistan	677	55	90.9	89.1	333	94.0	72.7	29.3	15.8	4.6	0	0.0		0	0
Bahrain	8	0			0						0			0	0
Djibouti	4	1	100.0	100.0	8	75.0	100.0				0			0	0
Egypt	410	64	56.3	56.3	156	74.4	42.3	100.0	15.8	1.7	0	0.0		0	0
Iran	247	17	82.4	64.7	53	86.8	32.1	75.5	0.0	0.0	0	0.0		0	0
Iraq	190	14	78.6	64.3	35	62.9	45.7	65.7	8.6	0.0	0	0.0		0	0
Jordan	10	2	0.0	0.0	0						0			0	0
Kuwait	19	1	0.0	0.0	53	50.9	64.2	100.0	0.0	0.0	0	0.0		0	0
Lebanon	8	3	66.7	33.3	4	25.0	100.0	0.0	0.0	0.0	0	0.0		0	0
Libya	21	0			0						0			0	0
Morocco	27	6	33.3	16.7	12	58.3	0.0	100.0	0.0	0.0	0	0.0		0	0
Oman	12	0			48	89.6	95.8	100.0	7.5	2.5	0	0.0		0	0
Pakistan	1533	124	82.3	80.6	395	91.1	59.5	69.1	16.0	4.8	4	1.1		2	1
Palestine	5	0			0						0			0	0
Qatar	7	2	0.0	0.0	0						0			0	0
Saudi Arabia	108	2	0.0	0.0	6	66.7	50.0				0			0	0
Somalia	52	1	100.0	100.0	155	92.3	99.4	10.2	15.7	4.7	0	0.0		0	0
Sudan	181	7	85.7	85.7	97	76.3	72.2	26.3	17.1	1.3	0	0.0		0	0
South Sudan	99	5	100.0	100.0	285	82.1	89.5	1.6	8.0	1.6	0	0.0		0	0
Syria	43	5	40.0	20.0	4	75.0	0.0				0			0	0
Tunisia	18	6	33.3	16.7	10	0.0	20.0	100.0	0.0	0.0	0	0.0		0	0
U.A.E.	19	0			0						0			0	0
Yemen	156	4	100.0	100.0	55	69.1	80.0	0.0	11.4	11.4	0	0.0		0	0
<b>Grand Total 2012</b>	<b>3854</b>	<b>319</b>	<b>74.6</b>	<b>70.8</b>	<b>1709</b>	<b>84.1</b>	<b>70.0</b>	<b>44.5</b>	<b>12.9</b>	<b>3.4</b>	<b>4</b>	<b>0.3</b>		<b>2</b>	<b>1</b>
<b>Grand Total 2011</b>	<b>11693</b>	<b>1181</b>	<b>81.4</b>	<b>78.7</b>	<b>6060</b>	<b>85.8</b>	<b>69.2</b>	<b>51.3</b>	<b>18.6</b>	<b>3.9</b>	<b>33</b>	<b>0.6</b>	<b>16</b>	<b>18</b>	<b>9</b>

\* Eligible refers to AFP cases with inadequate stool specimens

\*\* Total number of contacts from eligible AFP cases and from other AFP cases as per with country criteria for contact sampling

## Last wild contacts in EMRO, 01/01/2011- 20/05/2012

Year	Country	Count of wild contacts	Date of Most Recent stool collection
2011	Afghanistan	14	25/12/2011
	Pakistan	19	24/12/2011
<b>2011 Total</b>		<b>33</b>	<b>25/12/2011</b>
2012	Pakistan	4	31/01/2012
<b>2012 Total</b>		<b>4</b>	<b>31/01/2012</b>



**Table 5: Laboratory investigation of AFP cases with paralysis onset in 2012 up to Week (20/12)/ Ending on : (20/05/12)**

Country	Polio laboratories  Sequencing performed by CDC and RIVM laboratories	AFP cases with specimens	Preliminary virus isolation results of AFP cases						Poliovirus intratypic differentiation results #										Indicators				Latest report Date				
			Referred for ITD		NPEV only	Negative	Pending		Type 1			Type 2			Type 3			Discordant pending sequence	NPEV by PCR	Non-EV	Pending ITD	% specimens positive for NPEV*		% AFP cases with culture results within 14 days	% AFP cases with ITD results within 7 days	% AFP cases with ITD results within 45 days of onset**	
			L20B+	L20B+/NPEV			received < / = 14 days	received > 14 days ago	Wild	Sabin	VDPV	Wild	Sabin	VDPV	Wild	Sabin	VDPV										
Afghanistan	RRL Pakistan	652	47	3	86	459	57		6	14			4			31						12%	100%	98%	98%	18/05/2012	
Bahrain	PNL Oman	7			1	6																11%	100%		100%	20/05/2012	
Djibouti	NPL Kenya	4					4																			23/04/2012	
Egypt***	RRL Egypt	390	8	2	42	263	38	37	6						1			1	2	1		13%	91%	100%	99%	20/05/2012	
Iran	NPL Iran	254	11		5	219	19		4			1	1		4			4				2%	97%	100%	99%	19/05/2012	
Iraq	RRL Egypt	188	10	1	22	126	20	10					1		1							13%	100%	100%	50%	19/05/2012	
Jordan	RRL Tunisia	12				11	1															7%	100%			20/05/2012	
Kuwait	RRL Kuwait	25				17	2	6														0%	88%		100%	17/05/2012	
Lebanon	RRL Egypt	10				9		1														0%	100%		78%	20/05/2012	
Libya	RRL Tunisia	23			1	17	1	4														6%	100%		100%	18/05/2012	
Morocco	RRL Tunisia	27				22	3	2														0%	100%		100%	18/05/2012	
Oman	NPL Oman	12				11	1															16%	100%		100%	20/05/2012	
Pakistan	RRL Pakistan	1758	96	8	274	1201	178	1	12	39			15		2	48						15%	99%	99%	98%	18/05/2012	
Palestine & UNRWA		5			1	3	1															25%	25%		100%	20/05/2012	
Qatar	NPL Oman	8	1			6	1												1			0%	100%	100%	100%	20/05/2012	
Saudi Arabia	NPL Oman	116	3		4	95	10	4					1		1							3%	95%	100%	88%	19/05/2012	
Somalia	NPL Kenya	51	2		8	35	1	5	1				1		1							18%	4%		100%	18/05/2012	
Sudan	RRL Egypt	179	4		26	134	15		4						1				3			15%	96%	100%	100%	20/05/2012	
South Sudan	NPL Kenya	99	3		9	77	5	7	1				1		2							10%	0%		92%	18/05/2012	
Syria	RRL Tunisia	37			1	29	1	6														3%	100%			17/05/2012	
Tunisia	RRL Tunisia	19	1			15		3							1							0%	93%	100%	94%	18/05/2012	
U.A.E	NPL Oman	18				17	1															0%	100%		100%	20/05/2012	
Yemen	RRL Egypt	147	14	2	19	97	13		5				6		4							12%	82%	100%	88%	20/05/2012	
<b>Total EMR 2012</b>		<b>4041</b>	<b>200</b>	<b>16</b>	<b>499</b>	<b>2869</b>	<b>368</b>	<b>90</b>	<b>18</b>	<b>74</b>			<b>30</b>	<b>2</b>	<b>2</b>	<b>94</b>			<b>9</b>	<b>1</b>	<b>7</b>	<b>1</b>	<b>12%</b>	<b>94%</b>	<b>99%</b>	<b>98%</b>	
<b>Total EMR 2011</b>		<b>11586</b>	<b>668</b>	<b>62</b>	<b>2056</b>	<b>8795</b>		<b>1</b>	<b>258</b>	<b>183</b>	<b>2</b>		<b>109</b>	<b>18</b>	<b>2</b>	<b>222</b>			<b>2</b>	<b>6</b>	<b>37</b>	<b>2</b>	<b>16%</b>	<b>94%</b>	<b>98%</b>	<b>94%</b>	

\* Specimens from all sources including non-AFP cases, excluding environmental samples

\*\* This indicator reflects surveillance and laboratory activities

\*\*\* Environmental surveillance initiated in Egypt in September 2000 showed the following:

Year	2000	2001	2002	2003	2004	2005	2006	2007	2008	2009	2010	2011	2012	Grand Total
Negative	52	55	136	299	469	499	492	458	444	481	415	448	106	4354
Pending													49	49
Wild	2	75	26	12	13	2		2			1			133
Grand Total	54	130	162	311	482	501	492	458	446	481	416	448	155	4536

In 2008, out of 446 samples, 2 positive for wild virus in Giza governorate (Al Haram Site) genomic sequence data indicate importation from Ethiopia / South Sudan & Cairo governorate (Al Haggana 2) genomic sequence data indicate nearest importation from India. In 2010, 1 positive sample for wild virus in Aswan governorate (Aswan City) genomic sequence data indicate nearest importation from Sudan.

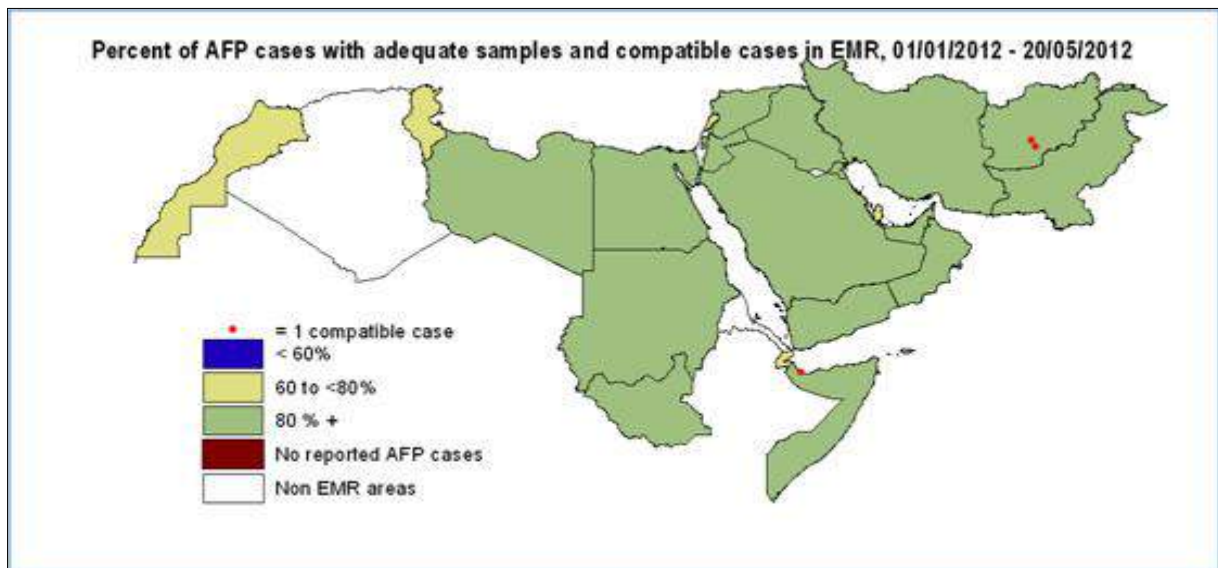
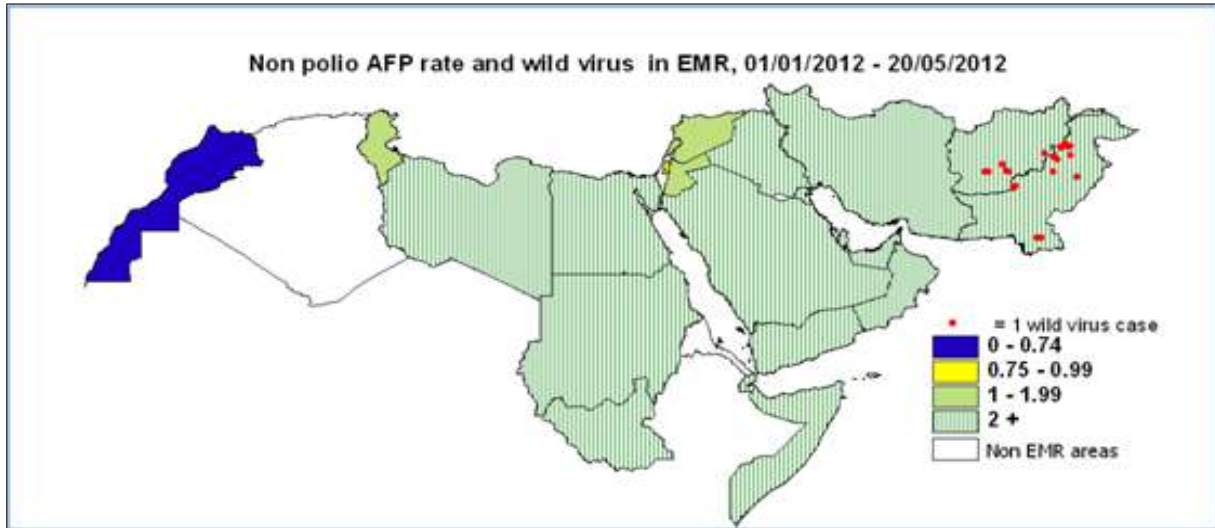
\*\*\*\*Environmental surveillance initiated in Pakistan in August 2009 showed the following:

Year	2009				2009 Total	2010								2010 Total	2011								2011 Total	2012				2012 Total				
	KHIBALDIA TOWN	KHIGADAPT TOWN	KHIGULSHAN-EIGBAL TOWN	LAHORE		KHIBALDIA TOWN	KHIGADAPT TOWN	KHIGULSHAN-EIGBAL TOWN	LAHORE	PESHAWAR	RAWALPINDI	QUETTA	MULTAN		KHIBALDIA TOWN	KHIGADAPT TOWN	KHIGULSHAN-EIGBAL TOWN	LAHORE	PESHAWAR	RAWALPINDI	QUETTA	MULTAN		KHIBALDIA TOWN	KHIGADAPT TOWN	KHIGULSHAN-EIGBAL TOWN	LAHORE		PESHAWAR	RAWALPINDI	QUETTA	MULTAN
Negative	9	3	5	10	27	10	11	12	27	2	2	4	9	77	8	8	10	17	5	1	4	15	68	4	7	7	2					34
Pending																																25
Wild	1	8	7	2	18	6	20	12	6	12	5	9	9	79	4	28	14	19	19	11	20	21	136	4	1	10	7	2	2	3	29	
Grand Total	10	11	12	12	45	16	31	24	33	14	7	13	18	156	12	36	24	36	24	12	24	36	204	4	14	9	14	9	4	9	13	78



World Health Organization – Regional Office for Eastern Mediterranean  
AFP SURVEILLANCE  
Week 20, ending 20 May 2012

21-May-12  
Number 711



**Wild polio cases by country and date of onset of paralysis in EMR, 2011 & 2012**

Year	COUNTRY	P1			P3			P1P3			Total Count	First Case	Last Case
		Count	First Case	Last Case	Count	First Case	Last Case	Count	First Case	Last Case			
2011	AFG	80	11/01/2011	16/12/2011							80	11/01/2011	16/12/2011
	PAK	196	03/01/2011	28/12/2011	2	09/06/2011	27/09/2011				198	03/01/2011	28/12/2011
2011 Total		276	03/01/2011	28/12/2011	2	09/06/2011	27/09/2011				278	03/01/2011	28/12/2011
2012	AFG	6	01/01/2012	14/03/2012							6	01/01/2012	14/03/2012
	PAK	13	01/01/2012	11/03/2012	2	19/02/2012	18/04/2012	1	04/01/2012	04/01/2012	16	01/01/2012	18/04/2012
2012 Total		19	01/01/2012	14/03/2012	2	19/02/2012	18/04/2012	1	04/01/2012	04/01/2012	22	01/01/2012	18/04/2012



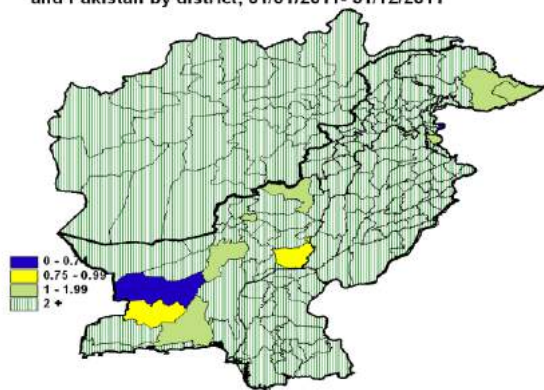


## Wild Polio cases by district and date of onset of paralysis, Afghanistan 2011

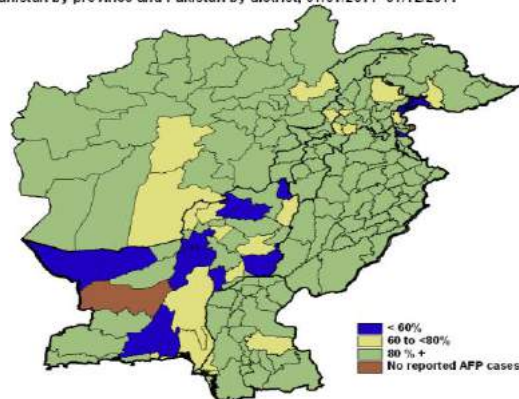
PROVINCE	DISTRICT	P1		
		Count	First case	Last case
KANDAHAR	MAYWAND	8	25/04/2011	16/12/2011
	SPIN BOLDAK	3	10/11/2011	12/12/2011
	KANDAHAR	13	23/05/2011	11/12/2011
	KHAKREZ	1	28/11/2011	28/11/2011
	PANJWAYI	4	15/08/2011	24/11/2011
	SHAH WALI KOT	3	05/08/2011	03/11/2011
	ARGHANDAB (K)	1	25/09/2011	25/09/2011
	DAMAN	2	11/01/2011	19/06/2011
FARAH	KHAKI SAFED	1	13/12/2011	13/12/2011
	BAKWA	3	26/04/2011	05/12/2011
	BALA BULUK	1	10/06/2011	10/06/2011
HILMAND	NAD ALI	8	05/08/2011	03/12/2011
	NAHRI SARRAJ	5	29/05/2011	02/12/2011
	LASHKAR GAH	1	16/09/2011	16/09/2011
	KAJAKI	1	01/09/2011	01/09/2011
	NAWAY_I_BARAKZAYI	1	30/08/2011	30/08/2011
	MUSA QALA	3	08/05/2011	28/06/2011
BAGHLHAN	KHOST WA FIRING	1	02/12/2011	02/12/2011
	BAGHLAN	1	07/10/2011	07/10/2011
URUZGAN	DIHRAWUD	2	12/11/2011	29/11/2011
	TIRIN KOT	1	23/11/2011	23/11/2011
	SHAHIDI HASSAS	1	11/10/2011	11/10/2011
	NESH	1	25/09/2011	25/09/2011
FARYAB	ALMAR	2	14/10/2011	19/11/2011
KAPISA	MAHMUD RAQI	1	14/11/2011	14/11/2011
KUNDUZ	ALI ABAD	1	04/11/2011	04/11/2011
PARWAN	CHAHARIKAR	3	30/08/2011	04/11/2011
PAKTIKA	BARMAL	1	14/10/2011	14/10/2011
ZABUL	SHINKAY	1	05/10/2011	05/10/2011
	DAYCHOPAN	1	02/10/2011	02/10/2011
	QALAT	1	22/09/2011	22/09/2011
KUNAR	DANGAM	1	02/10/2011	02/10/2011
NANGARHAR	LAL PUR	1	28/09/2011	28/09/2011
BADGHIS	MUQR (B)	1	04/09/2011	04/09/2011
Grand Total		80	11/01/2011	16/12/2011

Kandahar P1 case (AFG/08/11/103) was identified as wild by a positive contact with date of stool collection 30/05/11  
 Maywand P1 case (AFG/08/11/110) was identified as wild by a positive contact with date of stool collection 29/05/11  
 Bala Buluk P1 case (AFG/03/11/132) was identified as wild by a positive contact with date of stool collection 13/06/11  
 Ali Abad P1 case (AFG/01/11/217) was identified as wild by a positive contact with date of stool collection 29/09/2011  
 Arghandab (K) P1 case (AFG/08/11/257) was identified as wild by a positive contact with date of stool collection 14/10/11  
 Chaharikar P1 case (AFG/05/11/240) was identified as wild by a positive contact with date of stool collection 23/10/211  
 Chaharikar P1 case (AFG/05/11/271) was identified as wild by a positive contact with date of stool collection 24/11/2011  
 Al Mar P1 case (AFG/02/11/274) was identified as wild by a positive contact with date of stool collection 06/12/2011  
 Khaki Safed P1 case (AFG/03/11/283) was identified as wild by a positive contact with date of stool collection 25/12/2011

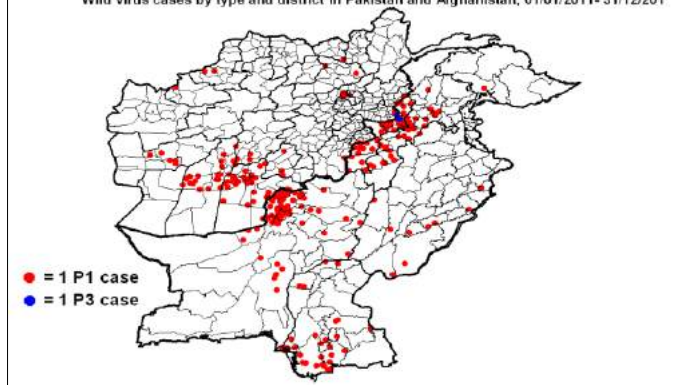
Non polio AFP rate in Afghanistan by province and Pakistan by district, 01/01/2011- 31/12/2011



Percent of AFP cases with adequate samples in Afghanistan by province and Pakistan by district, 01/01/2011- 31/12/2011



Wild virus cases by type and district in Pakistan and Afghanistan, 01/01/2011- 31/12/2011



- \* District RY Khan, Punjab Province, was identified as an infected district by isolating wild type P1 virus from a healthy child with date of stool collection 08/01/2011
- \* District Nsirabad, Balochistan Province, was identified as an infected district by isolating wild type P1 virus from a healthy child with date of stool collection 26/01/2011
- \* District Faisalabad, Punjab Province, was identified as an infected district by isolating wild type P1 virus from a healthy child with date of stool collection 28/07/2011
- \* District Muzfargarh, Punjab Province, was identified as an infected district by isolating wild type P1 virus from a healthy child with date of stool collection 07/08/2011



## World Health Organization – Regional Office for Eastern Mediterranean

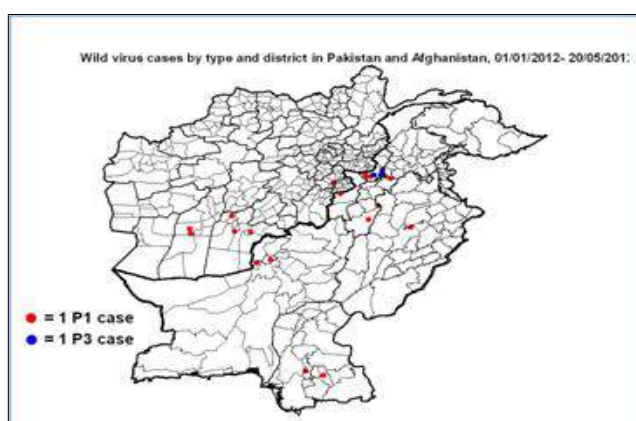
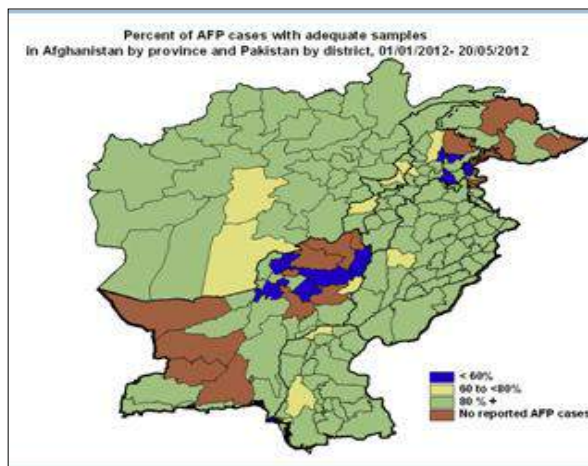
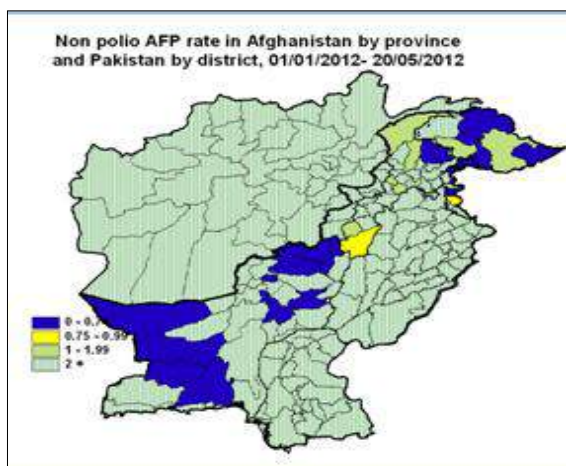
AFP SURVEILLANCE  
Week 20, ending 20 May 2012

21-May-12  
Number 711

**Wild Polio cases by district and date of onset of paralysis, Pakistan 2011**

PROVINCE	DISTRICT	P1			P3						
		Count	First case	Last case	Count	First case	Last case				
FATA	KHYBER	23	15/01/2011	28/12/2011	2	09/06/2011	27/09/2011				
	WAZIR-N	14	18/08/2011	08/12/2011							
	BAJOUR	2	24/09/2011	11/11/2011							
	WAZIR-S	4	22/07/2011	17/10/2011							
	MOHMAND	4	03/01/2011	05/07/2011							
	ORAKZAI	2	06/05/2011	15/06/2011							
	KURRAM	1	06/03/2011	06/03/2011							
KHYBER PAKHTOON	CHARSADA	1	28/12/2011	28/12/2011							
	TANK	3	17/11/2011	18/12/2011							
	PESHAWAR	6	16/01/2011	25/11/2011							
	BANNU	2	21/05/2011	24/11/2011							
	KOHAT	6	28/01/2011	22/11/2011							
	BUNIR	3	10/09/2011	11/11/2011							
	NOWSHERA	2	22/09/2011	28/10/2011							
	LAKKIMRWT	3	09/03/2011	27/10/2011							
	SWABI	1	14/10/2011	14/10/2011							
	DIRUPPER	1	19/09/2011	19/09/2011							
	TORGHAR	2	06/04/2011	22/05/2011							
	PUNJAB	LAHORE	1	24/12/2011				24/12/2011			
		VEHARI	2	16/10/2011				12/12/2011			
DGKHAN		1	08/12/2011	08/12/2011							
MUZFARGARH		1	02/12/2011	02/12/2011							
BAHAWALPUR		1	04/11/2011	04/11/2011							
RYKHAN		1	11/10/2011	11/10/2011							
LODHRAN		1	04/09/2011	04/09/2011							
OKARA		1	13/08/2011	13/08/2011							
SINDH	BADIN	4	22/02/2011	19/12/2011							
	THATTA	8	10/04/2011	06/12/2011							
	KHIBALDIA	2	07/10/2011	10/11/2011							
	KHIGIQBAL	1	10/10/2011	10/10/2011							
	JACOBABAD	1	09/10/2011	09/10/2011							
	KASHMORE	1	07/10/2011	07/10/2011							
	KAMBAR	2	28/09/2011	05/10/2011							
	KHIGADAP	2	05/04/2011	21/09/2011							
	KHISITE	2	07/05/2011	16/09/2011							
	UMERKOT	1	24/08/2011	24/08/2011							
	HYDERABAD	1	19/08/2011	19/08/2011							
	JAMSHORO	1	29/05/2011	29/05/2011							
	SANGHAR	2	20/01/2011	19/04/2011							
	KHISADDAR	1	05/04/2011	05/04/2011							
	KHIORANGI	1	29/03/2011	29/03/2011							
	TMKHAN	2	18/02/2011	04/03/2011							
	T.ALLAHYAR	1	21/01/2011	21/01/2011							
	BALOCHISTAN	KABDULAH	22	02/03/2011				15/12/2011			
		KHUZDAR	5	03/05/2011				03/12/2011			
QUETTA		15	22/06/2011	01/12/2011							
HARNAI		1	26/11/2011	26/11/2011							
PISHIN		16	19/02/2011	12/11/2011							
BARKHAN		1	29/10/2011	29/10/2011							
MASTUNG		2	20/10/2011	23/10/2011							
KSAIFULAH		2	20/09/2011	20/10/2011							
LORALAI		3	05/09/2011	30/09/2011							
KALAT		1	10/08/2011	10/08/2011							
DBUGTI		1	12/07/2011	12/07/2011							
KOHLU		1	08/07/2011	08/07/2011							
NOSHKI		3	01/04/2011	28/04/2011							
GILGIT BALTISTAN		DIAMIR	1	18/05/2011	18/05/2011						
<b>Grand Total</b>			<b>196</b>	<b>03/01/2011</b>	<b>28/12/2011</b>	<b>2</b>	<b>09/06/2011</b>	<b>27/09/2011</b>			

Sanghar P1 case (SD/32/11/005) was identified as wild by a positive contact with date of stool collection 26/01/2011  
Peshawar P1 case (NW/30/11/025) was identified as wild by a positive contact with date of stool collection 10/03/2011  
Torghar P1 case (NW/15/11/001) was identified as wild by a positive contact with date of stool collection 21/04/2011  
Khuzdar P1 case (BN/54/11/013) was identified as wild by a positive contact with date of stool collection 25/07/2011  
Wazir-S P1 case (NW/65/11/015) was identified as wild by a positive contact with date of stool collection 12/10/2011  
Ksaifulah P1 case (BN/25/11/005) was identified as wild by a positive contact with date of stool collection 21/11/2011  
DGKhan P1 case (PB/81/11/145) was identified as wild by a positive contact with date of stool collection 15/12/2011  
Kabdulah P1 case (BN/14/11/042) was identified as wild by a positive contact with date of stool collection 17/12/2011  
Khuzdar P1 case (BN/54/11/019) was identified as wild by a positive contact with date of stool collection 24/12/2011



### Wild Polio cases by district and date of onset of paralysis, Afghanistan 2012

PROVINCE	DISTRICT	P1		
		Count	First case	Last case
KANDAHAR	KHAKREZ	1	14/03/2012	14/03/2012
	KANDAHAR	1	15/01/2012	15/01/2012
	ARGHISTAN	1	03/01/2012	03/01/2012
PAKTYA	JADRAN	1	15/02/2012	15/02/2012
HILMAND	NAD ALI	2	01/01/2012	23/01/2012
Grand Total		6	01/01/2012	14/03/2012

### Wild Polio cases by district and date of onset of paralysis, Pakistan 2012

PROVINCE	DISTRICT	P1			P3			P1P3			Total Count	First case	Last case
		Count	First case	Last case	Count	First case	Last case	Count	First case	Last case			
FATA	KHYBER	3	06/01/2012	11/03/2012	2	19/02/2012	18/04/2012	1	04/01/2012	04/01/2012	6	04/01/2012	18/04/2012
	WAZIR-N	1	10/02/2012	10/02/2012							1	10/02/2012	10/02/2012
SINDH	HYDERABAD	1	27/01/2012	27/01/2012							1	27/01/2012	27/01/2012
	MIRPURKHAS	1	03/01/2012	03/01/2012							1	03/01/2012	03/01/2012
PUNJAB	JHANG	1	20/01/2012	20/01/2012							1	20/01/2012	20/01/2012
KHYBER PAKHTOON	LAKKIMRWT	1	16/01/2012	16/01/2012							1	16/01/2012	16/01/2012
	DIKHAN	1	11/01/2012	11/01/2012							1	11/01/2012	11/01/2012
	KOHAT	1	11/01/2012	11/01/2012							1	11/01/2012	11/01/2012
	PESHAWAR	1	10/01/2012	10/01/2012							1	10/01/2012	10/01/2012
BALUCHISTAN	QUETTA	2	01/01/2012	06/01/2012							2	01/01/2012	06/01/2012
Grand Total		13	01/01/2012	11/03/2012	2	19/02/2012	18/04/2012	1	04/01/2012	04/01/2012	16	01/01/2012	18/04/2012

Khyber P1 case (NW/34/12/005) was identified as wild by a positive contact with date of stool collection 30/01/2012  
 Khyber P1P3 case (NW/34/12/002) was identified as wild by positive contacts with date of stool collection 30/01/2012