



AFP SURVEILLANCE

12-Mar-12

Week 10, ending 11 March 2012

Number 701

Table 1: Acute Flaccid Paralysis (AFP) cases by week of onset

Country	Reported AFP cases by week of onset - Week (10/12)/ Ending on : (11/03/12)														
	Total AFP 2010	Total AFP 2011	Total AFP to date, 2012	W 51 25 Dec 12	W 52 01 Jan 12	W 01 08 Jan 12	W 02 15 Jan 12	W 03 22 Jan 12	W 04 29 Jan 12	W 05 05 Feb 12	W 06 12 Feb 12	W 07 19 Feb 12	W 08 26 Feb 12	W 09 04 Mar 12	W 10 11 Mar 12
Afghanistan	1572	1830	308	34	35	32	37	30	38	27	32	33	41	28	2
Bahrain	10	9	6	2	0	0	1	0	0	1	0	2	1	1	0
Djibouti	3	6	0	0	0	0	0	0	0	0	0	0	0	0	0
Egypt	1151	1023	177	25	20	15	21	12	14	11	18	28	22	23	4
Iran	622	603	126	17	13	18	16	6	14	13	24	10	13	9	
Iraq	489	530	81	11	4	12	15	10	7	9	6	13	3	5	
Jordan ****	40	30	5	3	0	0	0	0	3	1	1	0	0	0	
Kuwait	24	37	5	0	5	2	0	0	0	0	1	0	1	0	0
Lebanon ****	19	22	3	1	1	2	0	0	0	0	0	0			
Libya	46	35	11	1	1	0	1	1	2	1	1	2	1	2	
Morocco	100	76	13	4	1	1	3	0	1	1	2	1	1	3	
Oman	33	39	5	1	1	0	0	1	2	0	0	0	2	0	0
Pakistan	5393	5698	652	81	79	67	86	91	82	77	75	81	56	18	
Palestine ****	15	17	2	0	0	0	0	0	1	0	0	1	0	0	0
Qatar	5	6	6	0	2	0	0	0	2	0	1	1	2	0	0
Saudi Arabia	239	213	62	4	8	5	3	7	4	4	10	11	2	10	1
Somalia	164	172	28	5	4	2	2	3	0	7	2	2	7	3	
Sudan	408	361	82	15	6	8	9	10	11	10	9	10	8	7	0
South Sudan	310	342	35	1	1	5	8	4	6	5	5	2	0	0	
Syria ****	194	168	14	2	6	1	2	3	4	2	2	0	0	0	0
Tunisia	57	47	5	3	1	0	0	0	0	2	1	0	1		
U.A.E	18	25	13	0	0	2	1	3	0	0	2	3	1	0	1
Yemen	426	386	72	8	11	4	8	4	9	7	6	10	15	6	
<b>Total EMR</b>	<b>11338</b>	<b>11675</b>	<b>1711</b>	<b>218</b>	<b>199</b>	<b>176</b>	<b>213</b>	<b>185</b>	<b>200</b>	<b>178</b>	<b>198</b>	<b>210</b>	<b>177</b>	<b>115</b>	<b>8</b>

No data = No report received

Table 2: Confirmed polio cases by month of onset

Country	Total year 2010	Total year 2011	11/03		Confirmed polio cases by month of onset											
			2011	2012	April 2011	May 2011	June 2011	July 2011	August 2011	September 2011	October 2011	November 2011	December 2011	January 2012	February 2012	March 2012
Afghanistan	25	80	1	5	2	4	4	1	16	14	13	15	10	4	1	
Bahrain	0	0	0	0	0	0	0	0	0	0	0	0	0	0	0	
Djibouti	0	0	0	0	0	0	0	0	0	0	0	0	0	0	0	
Egypt	0	0	0	0	0	0	0	0	0	0	0	0	0	0	0	
Iran	0	0	0	0	0	0	0	0	0	0	0	0	0	0	0	
Iraq	0	0	0	0	0	0	0	0	0	0	0	0	0	0	0	
Jordan ****	0	0	0	0	0	0	0	0	0	0	0	0	0	0	0	
Kuwait	0	0	0	0	0	0	0	0	0	0	0	0	0	0	0	
Lebanon ****	0	0	0	0	0	0	0	0	0	0	0	0	0	0	0	
Libya	0	0	0	0	0	0	0	0	0	0	0	0	0	0	0	
Morocco	0	0	0	0	0	0	0	0	0	0	0	0	0	0	0	
Oman	0	0	0	0	0	0	0	0	0	0	0	0	0	0	0	
Pakistan	144	198	23	13	12	13	8	11	17	34	37	18	21	11	2	
Palestine ****	0	0	0	0	0	0	0	0	0	0	0	0	0	0	0	
Qatar	0	0	0	0	0	0	0	0	0	0	0	0	0	0	0	
Saudi Arabia	0	0	0	0	0	0	0	0	0	0	0	0	0	0	0	
Somalia	0	0	0	0	0	0	0	0	0	0	0	0	0	0	0	
Sudan	0	0	0	0	0	0	0	0	0	0	0	0	0	0	0	
South Sudan	0	0	0	0	0	0	0	0	0	0	0	0	0	0	0	
Syria ****	0	0	0	0	0	0	0	0	0	0	0	0	0	0	0	
Tunisia	0	0	0	0	0	0	0	0	0	0	0	0	0	0	0	
U.A.E	0	0	0	0	0	0	0	0	0	0	0	0	0	0	0	
Yemen	0	0	0	0	0	0	0	0	0	0	0	0	0	0	0	
<b>Total EMR</b>	<b>169</b>	<b>278</b>	<b>24</b>	<b>18</b>	<b>14</b>	<b>17</b>	<b>12</b>	<b>12</b>	<b>33</b>	<b>48</b>	<b>50</b>	<b>33</b>	<b>31</b>	<b>15</b>	<b>3</b>	<b>0</b>

\*\*\*\* UNRWA cases are included with those of country of residence



AFP SURVEILLANCE

12-Mar-12

Week 10, ending 11 March 2012

Number 701

Table 3: Investigation of AFP cases with paralysis onset in 2011 & 2012 up to Week (10/12)/ Ending on : (11/03/12)

COUNTRY	2011												2012												Latest line List Date		
	AFP										Specimen	Wild isolates		AFP										Specimen		Wild isolates	
	Total AFP cases onset 2011	Case classification					Non polio AFP rate **	AFP cases pending classification > 90 days from onset of paralysis	AFP cases pending classification and lab > 90 days from onset of paralysis	% with *** adequate specimens		Wild P1 Poliovirus	Wild P3 Poliovirus	Total AFP cases onset 2012	Case classification					Annualized Non polio AFP rate **	AFP cases pending classification > 90 days from onset of paralysis	AFP cases pending classification and lab > 90 days from onset of paralysis	% with *** adequate specimens			Wild P1 Poliovirus	Wild P3 Poliovirus
		Total Confirmed Polio Cases *	Polio Compatible	Pending Classification	Discarded (non polio AFP)	VDPV					Total Confirmed Polio Cases *				Polio Compatible	Pending Classification	Discarded (non polio AFP)	VDPV									
Afghanistan	1830	80	12	2	1735	1	10.0	0	0	92.1	80	0	308	5	0	106	197	0	8.9	0	0	93.5	5	0	11/03/2012		
Bahrain	9	0	0	0	9	0	3.4	0	0	100.0	0	0	6	0	0	6	0	0	11.4	0	0	100.0	0	0	11/03/2012		
Djibouti	6	0	0	1	5	0	2.1	1	0	66.7	0	0	0	0	0	0	0	0	0.0	0	0		0	0	05/03/2012		
Egypt	1023	0	0	0	1022	1	3.3	0	0	92.6	0	0	177	0	0	105	72	0	2.8	0	0	83.1	0	0	08/03/2012		
Iran	603	0	0	0	601	2	3.4	0	0	91.4	0	0	126	0	0	29	97	0	3.7	0	0	93.7	0	0	10/03/2012		
Iraq	530	0	0	0	530	0	3.7	0	0	89.2	0	0	81	0	0	21	60	0	2.9	0	0	91.4	0	0	08/03/2012		
Jordan	30	0	0	3	27	0	1.2	0	0	96.7	0	0	5	0	0	5	0	0	1.1	0	0	80.0	0	0	04/03/2012		
Kuwait	37	0	0	0	37	0	5.0	0	0	94.6	0	0	5	0	0	1	4	0	3.4	0	0	100.0	0	0	11/03/2012		
Lebanon	22	0	0	0	22	0	2.0	0	0	45.5	0	0	3	0	0	2	1	0	0.9	0	0	66.7	0	0	19/02/2012		
Libya	35	0	0	0	35	0	1.7	0	0	100.0	0	0	11	0	0	5	6	0	2.8	0	0	100.0	0	0	10/03/2012		
Morocco	76	0	0	5	71	0	0.8	3	0	80.3	0	0	13	0	0	10	3	0	0.7	0	0	76.9	0	0	09/03/2012		
Oman	39	0	0	0	39	0	5.1	0	0	97.4	0	0	5	0	0	3	2	0	3.3	0	0	100.0	0	0	11/03/2012		
Pakistan	5698	198	18	113	5369	0	7.2	98	0	87.8	196	2	652	13	0	142	497	0	4.3	0	0	93.4	13 #	1 #	10/03/2012		
Palestine	17	0	0	0	17	0	1.1	0	0	100.0	0	0	2	0	0	2	0	0	0.6	0	0	100.0	0	0	11/03/2012		
Qatar	6	0	0	0	6	0	2.6	0	0	83.3	0	0	6	0	0	6	0	0	13.2	0	0	33.3	0	0	11/03/2012		
Saudi Arabia	213	0	0	0	213	0	2.5	0	0	99.1	0	0	62	0	0	61	1	0	3.6	0	0	98.4	0	0	11/03/2012		
Somalia	172	0	0	3	162	6	3.4	3	2	98.8	0	0	28	0	0	17	11	0	2.8	0	0	96.4	0	0	09/03/2012		
Sudan	361	0	0	0	361	0	2.4	0	0	97.0	0	0	82	0	0	17	65	0	2.7	0	0	97.6	0	0	11/03/2012		
South Sudan	342	0	0	3	338	2	4.5	3	0	92.7	0	0	35	0	0	18	17	0	2.2	0	0	97.1	0	0	09/03/2012		
Syria	168	0	0	0	168	0	1.7	0	0	93.5	0	0	14	0	0	4	10	0	0.7	0	0	100.0	0	0	11/03/2012		
Tunisia	47	0	0	0	47	0	1.8	0	0	93.6	0	0	5	0	0	4	1	0	1.0	0	0	80.0	0	0	27/02/2012		
U.A.E	25	0	0	0	25	0	2.5	0	0	100.0	0	0	13	0	0	7	6	0	6.6	0	0	100.0	0	0	11/03/2012		
Yemen	386	0	0	4	372	10	3.5	4	1	91.5	0	0	72	0	0	62	10	0	3.2	0	0	97.2	0	0	10/03/2012		
EMR	11675	278	30	134	11211	22	4.8	112	3	90.2	276	2	1711	18	0	633	1060	0	3.6	0	0	92.7	18	1			
2010	11338	169	31	0	11129	10	4.6	0	0	90.9	137	32															

\* Confirmed polio cases refer to wild isolation from AFP cases or from contacts of negative index AFP cases

# One AFP case in Pakistan had co infection P1 & P3 from 2 contacts P1 & P3

\*\* Non-polio AFP per 100,000 children <15 years

\*\*\* Adequate here refers to two stool specimens collected at least 24 hours apart, within 14 days of paralysis onset

\*\*\*\* AFP cases co infected with P1 and P3 are counted separately as wild isolates



**Table 4: Investigation of contacts of AFP cases with paralysis onset in 2011 up to Week (10/12)/ Ending on : (11/03/12)**

Country	No. of AFP cases	No. of eligible AFP cases for contact sampling*	% of eligible AFP cases with contact samplings	% of eligible AFP cases with 3+ contacts	Total number of Contacts**	% of contacts under 5 years	% of contacts with specimens collected within 7 days of notification of index	% Contact specimens in lab within 3 days of collection	% Contact specimens positive for NPEV	% Contact specimens positive for Sabin like virus	No. of contacts positive for wild virus	% of wild polio virus isolation from contacts	No. of Contacts positive for VDPVs	No. of -ve index AFP cases identified positive by contact	No. of district identified infected from contacts
Afghanistan	308	20	75.0	75.0	105	98.1	69.5	25.5	23.6	3.6	0	0.0		0	0
Bahrain	6	0			0						0			0	0
Djibouti											0				0
Egypt	177	32	28.1	28.1	48	79.2	56.3	100.0	20.8	4.2	0	0.0		0	0
Iran	126	8	37.5	37.5	21	76.2	28.6	61.9	0.0	4.8	0	0.0		0	0
Iraq	81	7	85.7	57.1	16	43.8	56.3	42.9	7.1	0.0	0	0.0		0	0
Jordan	5	1	0.0	0.0	0						0			0	0
Kuwait	5	0			6	66.7	83.3	100.0	0.0	0.0	0	0.0		0	0
Lebanon	3	1	0.0	0.0	0						0			0	0
Libya	11	0			0						0			0	0
Morocco	13	3	33.3	33.3	5	40.0	0.0				0			0	0
Oman	5	0			15	86.7	86.7	100.0	28.6	14.3	0	0.0		0	0
Pakistan	652	43	81.4	79.1	124	92.7	67.7	69.7	14.7	7.3	4	3.7		2	1
Palestine	2	0			0						0			0	0
Qatar	6	4	0.0	0.0	0						0			0	0
Saudi Arabia	62	1	0.0	0.0	6	66.7	50.0				0			0	0
Somalia	28	1	100.0	100.0	69	95.7	98.6	24.1	17.2	3.4	0	0.0		0	0
Sudan	82	2	100.0	100.0	45	75.6	68.9	24.2	30.3	0.0	0	0.0		0	0
South Sudan	35	1	100.0	100.0	97	84.5	93.8	0.0	4.8	0.0	0	0.0		0	0
Syria	14	0			0						0			0	0
Tunisia	5	1	0.0	0.0	0						0			0	0
U.A.E.	13	0			0						0			0	0
Yemen	72	2	100.0	100.0	25	68.0	80.0				0			0	0
<b>Grand Total 2012</b>	<b>1711</b>	<b>127</b>	<b>59.1</b>	<b>56.7</b>	<b>582</b>	<b>86.1</b>	<b>73.9</b>	<b>47.4</b>	<b>15.9</b>	<b>4.1</b>	<b>4</b>	<b>1.2</b>		<b>2</b>	<b>1</b>
<b>Grand Total 2011</b>	<b>11675</b>	<b>1167</b>	<b>81.8</b>	<b>79.0</b>	<b>6038</b>	<b>86.0</b>	<b>69.2</b>	<b>51.4</b>	<b>18.5</b>	<b>3.9</b>	<b>33</b>	<b>0.6</b>	<b>13</b>	<b>18</b>	<b>9</b>

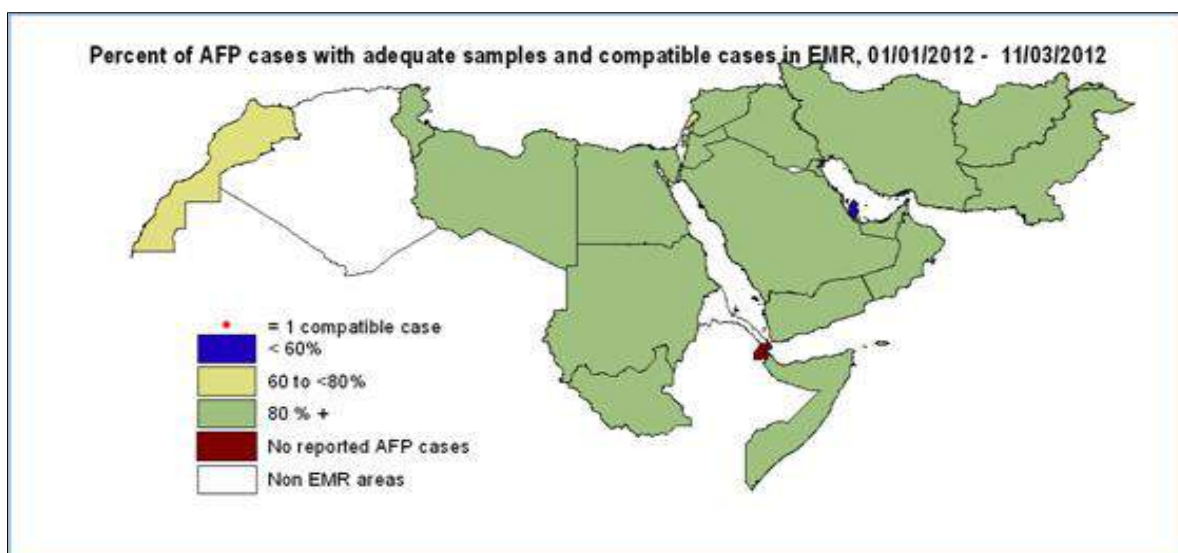
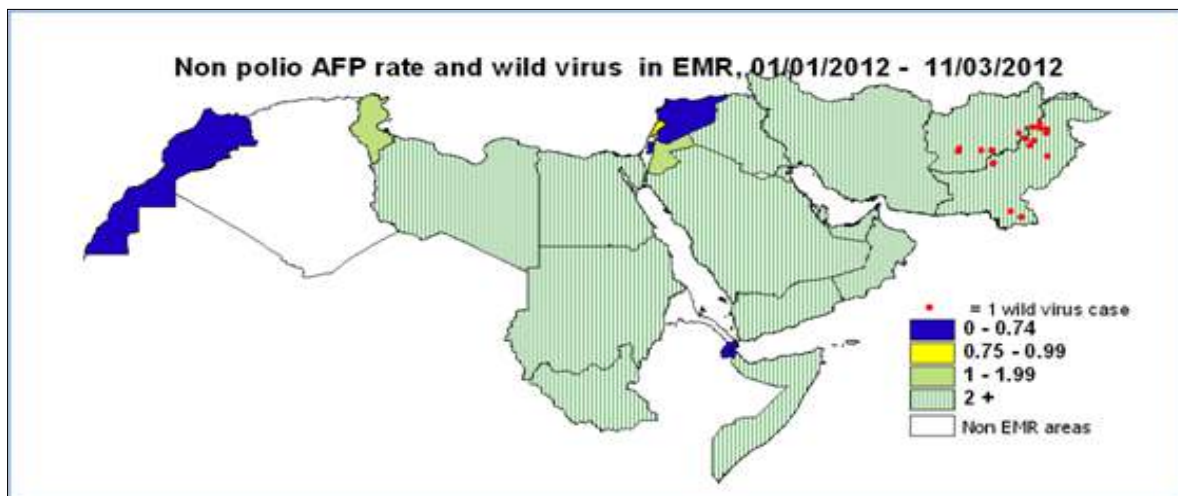
\* Eligible refers to AFP cases with inadequate stool specimens

\*\* Total number of contacts from eligible AFP cases and from other AFP cases as per with country criteria for contact sampling

**Last wild contacts in EMRO, 01/01/2011- 11/03/2012**

Year	Country	Data	Date of Most Recent stool collection
		Count of wild contacts	
2011	Afghanistan	14	25/12/2011
	Pakistan	19	24/12/2011
<b>2011 Total</b>		<b>33</b>	<b>25/12/2011</b>
2012	Pakistan	4	31/01/2012
<b>2012 Total</b>		<b>4</b>	<b>31/01/2012</b>





**Wild polio cases by country and date of onset of paralysis in EMR, 2011 & 2012**

Year	COUNTRY	P1			P3			P1P3			Total Count	First Case	Last Case
		Count	First Case	Last Case	Count	First Case	Last Case	Count	First Case	Last Case			
2011	AFG	80	11/01/2011	16/12/2011							80	11/01/2011	16/12/2011
	PAK	196	03/01/2011	28/12/2011	2	09/06/2011	27/09/2011				198	03/01/2011	28/12/2011
2011 Total		276	03/01/2011	28/12/2011	2	09/06/2011	27/09/2011				278	03/01/2011	28/12/2011
2012	AFG	5	01/01/2012	15/02/2012							5	01/01/2012	15/02/2012
	PAK	12	01/01/2012	18/02/2012				1	04/01/2012	04/01/2012	13	01/01/2012	18/02/2012
2012 Total		17	01/01/2012	18/02/2012				1	04/01/2012	04/01/2012	18	01/01/2012	18/02/2012

**Wild Polio cases by district and date of onset of paralysis, Afghanistan 2011**

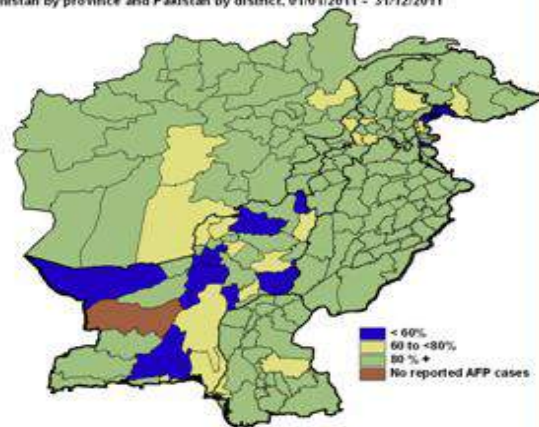
PROVINCE	DISTRICT	P1		
		Count	First case	Last case
KANDAHAR	MAYWAND	8	25/04/2011	16/12/2011
	SPIN BOLDAK	3	10/11/2011	12/12/2011
	KANDAHAR	13	23/05/2011	11/12/2011
	KHAKREZ	1	28/11/2011	28/11/2011
	PANJWAYI	4	15/08/2011	24/11/2011
	SHAH WALI KOT	3	05/08/2011	03/11/2011
	ARGHANDAB (K)	1	25/09/2011	25/09/2011
	DAMAN	2	11/01/2011	19/06/2011
FARAH	KHAKI SAFED	1	13/12/2011	13/12/2011
	BAKWA	3	26/04/2011	05/12/2011
	BALA BULUK	1	10/06/2011	10/06/2011
HILMAND	NAD ALI	8	05/08/2011	03/12/2011
	NAHRI SARRAJ	5	29/05/2011	02/12/2011
	LASHKAR GAH	1	16/09/2011	16/09/2011
	KAJAKI	1	01/09/2011	01/09/2011
	NAWAY_I_BARAKZAYI	1	30/08/2011	30/08/2011
	MUSA QALA	3	08/05/2011	28/06/2011
BAGHLHAN	KHOST WA FIRING	1	02/12/2011	02/12/2011
	BAGHLAN	1	07/10/2011	07/10/2011
URUZGAN	DIHRAWUD	2	12/11/2011	29/11/2011
	TIRIN KOT	1	23/11/2011	23/11/2011
	SHAHIDI HASSAS	1	11/10/2011	11/10/2011
	NESH	1	25/09/2011	25/09/2011
FARYAB	ALMAR	2	14/10/2011	19/11/2011
KAPISA	MAHMUD RAQI	1	14/11/2011	14/11/2011
KUNDUZ	ALI ABAD	1	04/11/2011	04/11/2011
PARWAN	CHAHARIKAR	3	30/08/2011	04/11/2011
PAKTIKA	BARMAL	1	14/10/2011	14/10/2011
ZABUL	SHINKAY	1	05/10/2011	05/10/2011
	DAYCHOPAN	1	02/10/2011	02/10/2011
	QALAT	1	22/09/2011	22/09/2011
KUNAR	DANGAM	1	02/10/2011	02/10/2011
NANGARHAR	LAL PUR	1	28/09/2011	28/09/2011
BADGHIS	MUQR (B)	1	04/09/2011	04/09/2011
<b>Grand Total</b>		<b>80</b>	<b>11/01/2011</b>	<b>16/12/2011</b>

Kandahar P1 case (AFG/08/11/103) was identified as wild by a positive contact with date of stool collection 30/05/11  
 Maywand P1 case (AFG/08/11/110) was identified as wild by a positive contact with date of stool collection 29/05/11  
 Bala Buluk P1 case (AFG/03/11/132) was identified as wild by a positive contact with date of stool collection 13/06/11  
 Ali Abad P1 case (AFG/01/11/217) was identified as wild by a positive contact with date of stool collection 29/09/2011  
 Arghandab (K) P1 case (AFG/08/11/257) was identified as wild by a positive contact with date of stool collection 14/10/11  
 Chaharikar P1 case (AFG/05/11/240) was identified as wild by a positive contact with date of stool collection 23/10/211  
 Chaharikar P1 case (AFG/05/11/271) was identified as wild by a positive contact with date of stool collection 24/11/2011  
 Al Mar P1 case (AFG/02/11/274) was identified as wild by a positive contact with date of stool collection 06/12/2011  
 Khaki Safed P1 case (AFG/03/11/283) was identified as wild by a positive contact with date of stool collection 25/12/2011

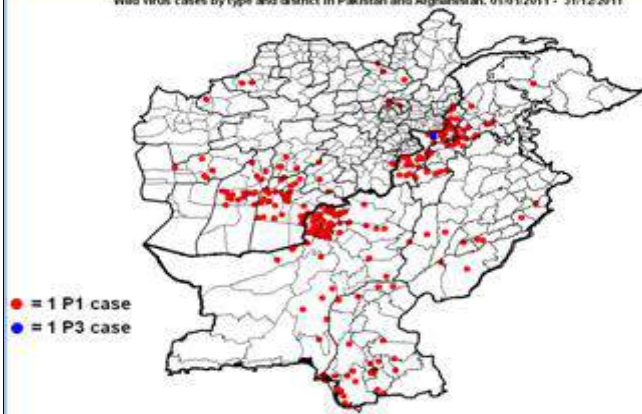
Non polio AFP rate in Afghanistan by province and Pakistan by district, 01/01/2011 - 31/12/2011



Percent of AFP cases with adequate samples in Afghanistan by province and Pakistan by district, 01/01/2011 - 31/12/2011



Wild virus cases by type and district in Pakistan and Afghanistan, 01/01/2011 - 31/12/2011



\* **District RY Khan, Punjab Province**, was identified as an infected district by isolating wild type P1 virus from a healthy child with date of stool collection 08/01/2011  
 \* **District Nsirabad, Balochistan Province**, was identified as an infected district by isolating wild type P1 virus from a healthy child with date of stool collection 26/01/2011  
 \* **District Faisalabad, Punjab Province**, was identified as an infected district by isolating wild type P1 virus from a healthy child with date of stool collection 28/07/2011  
 \* **District Muzfargarh, Punjab Province**, was identified as an infected district by isolating wild type P1 virus from a healthy child with date of stool collection 07/08/2011



AFP SURVEILLANCE

12-Mar-12

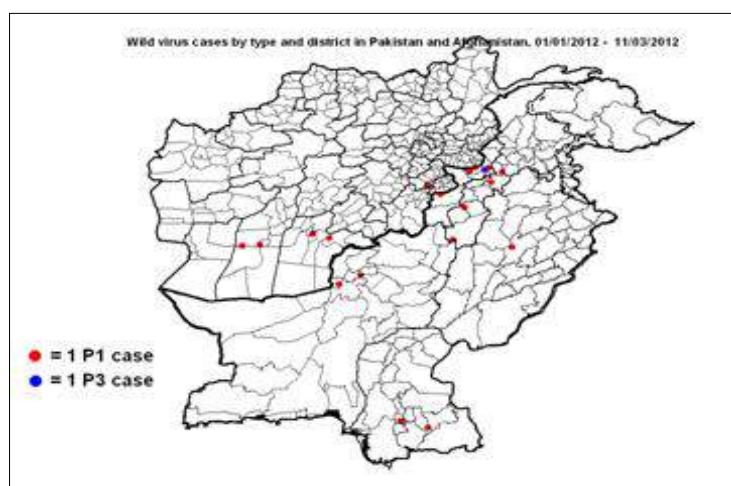
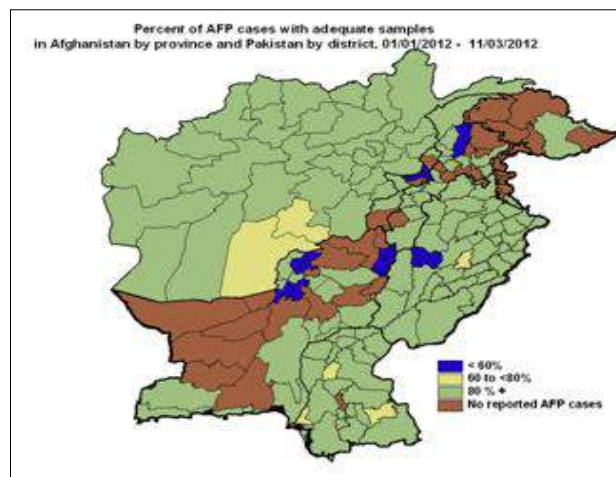
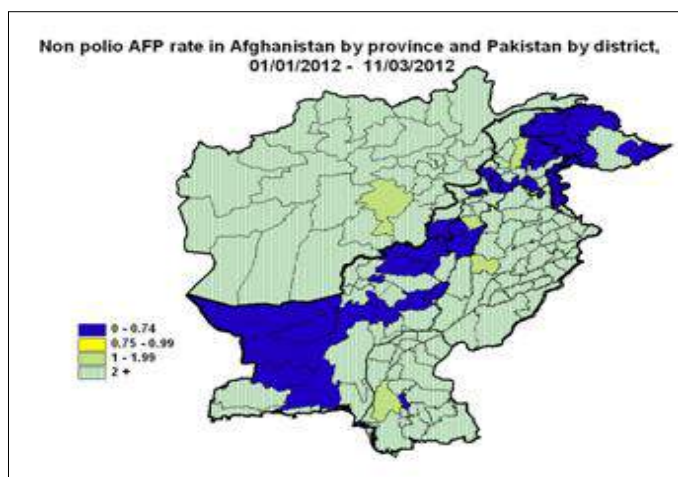
Week 10, ending 11 March 2012

Number 701

**Wild Polio cases by district and date of onset of paralysis, Pakistan 2011**

PROVINCE	DISTRICT	P1			P3						
		Count	First case	Last case	Count	First case	Last case				
FATA	KHYBER	23	15/01/2011	28/12/2011	2	09/06/2011	27/09/2011				
	WAZIR-N	14	18/08/2011	08/12/2011							
	BAJOUR	2	24/09/2011	11/11/2011							
	WAZIR-S	4	22/07/2011	17/10/2011							
	MOHMAND	4	03/01/2011	05/07/2011							
	ORAKZAI	2	06/05/2011	15/06/2011							
	KURRAM	1	06/03/2011	06/03/2011							
KHYBER PAKHTOON	CHARSADA	1	28/12/2011	28/12/2011							
	TANK	3	17/11/2011	18/12/2011							
	PESHAWAR	6	16/01/2011	25/11/2011							
	BANNU	2	21/05/2011	24/11/2011							
	KOHAT	6	28/01/2011	22/11/2011							
	BUNIR	3	10/09/2011	11/11/2011							
	NOWSHERA	2	22/09/2011	28/10/2011							
	LAKKIMRWT	3	09/03/2011	27/10/2011							
	SWABI	1	14/10/2011	14/10/2011							
	DIRUPPER	1	19/09/2011	19/09/2011							
	TORGHAR	2	06/04/2011	22/05/2011							
	PUNJAB	LAHORE	1	24/12/2011				24/12/2011			
		VEHARI	2	16/10/2011				12/12/2011			
DGKHAN		1	08/12/2011	08/12/2011							
MUZFARGARH		1	02/12/2011	02/12/2011							
BAHAWALPUR		1	04/11/2011	04/11/2011							
RYKHAN		1	11/10/2011	11/10/2011							
LODHAN		1	04/09/2011	04/09/2011							
OKARA		1	13/08/2011	13/08/2011							
SINDH	BADIN	4	22/02/2011	19/12/2011							
	THATTA	8	10/04/2011	06/12/2011							
	KHIBALDIA	2	07/10/2011	10/11/2011							
	KHIGIQBAL	1	10/10/2011	10/10/2011							
	JACOBABAD	1	09/10/2011	09/10/2011							
	KASHMORE	1	07/10/2011	07/10/2011							
	KAMBAR	2	28/09/2011	05/10/2011							
	KHIGADAP	2	05/04/2011	21/09/2011							
	KHISITE	2	07/05/2011	16/09/2011							
	UMERKOT	1	24/08/2011	24/08/2011							
	HYDERABAD	1	19/08/2011	19/08/2011							
	JAMSHORO	1	29/05/2011	29/05/2011							
	SANGHAR	2	20/01/2011	19/04/2011							
	KHISADDAR	1	05/04/2011	05/04/2011							
	KHIORANGI	1	29/03/2011	29/03/2011							
	TMKHAN	2	18/02/2011	04/03/2011							
	T.ALLAHYAR	1	21/01/2011	21/01/2011							
BALOCHISTAN	KABDULAH	22	02/03/2011	15/12/2011							
	KHUZDAR	5	03/05/2011	03/12/2011							
	QUETTA	15	22/06/2011	01/12/2011							
	HARNAI	1	26/11/2011	26/11/2011							
	PISHIN	16	19/02/2011	12/11/2011							
	BARKHAN	1	29/10/2011	29/10/2011							
	MASTUNG	2	20/10/2011	23/10/2011							
	KSAIFULAH	2	20/09/2011	20/10/2011							
	LORALAI	3	05/09/2011	30/09/2011							
	KALAT	1	10/08/2011	10/08/2011							
	DBUGTI	1	12/07/2011	12/07/2011							
	KOHLU	1	08/07/2011	08/07/2011							
	NOSHKI	3	01/04/2011	28/04/2011							
	GILGIT BALTISTAN	DIAMIR	1	18/05/2011				18/05/2011			
	Grand Total		196	03/01/2011				28/12/2011	2	09/06/2011	27/09/2011

Sanghar P1 case (SD/32/11/005) was identified as wild by a positive contact with date of stool collection 26/01/2011  
Peshawar P1 case (NW/30/11/025) was identified as wild by a positive contact with date of stool collection 10/03/2011  
Torghar P1 case (NW/15/11/001) was identified as wild by a positive contact with date of stool collection 21/04/2011  
Khuzdar P1 case (BN/54/11/013) was identified as wild by a positive contact with date of stool collection 25/07/2011  
Wazir-S P1 case (NW/65/11/015) was identified as wild by a positive contact with date of stool collection 12/10/2011  
Ksaifulah P1 case (BN/25/11/005) was identified as wild by a positive contact with date of stool collection 21/11/2011  
DGKhan P1 case (PB/81/11/145) was identified as wild by a positive contact with date of stool collection 15/12/2011  
Kabdulah P1 case (BN/14/11/042) was identified as wild by a positive contact with date of stool collection 17/12/2011  
Khuzdar P1 case (BN/54/11/019) was identified as wild by a positive contact with date of stool collection 24/12/2011



**Wild Polio cases by district and date of onset of paralysis, Afghanistan 2012**

PROVINCE	DISTRICT	P1		
		Count	First case	Last case
PAKTYA	JADRAN	1	15/02/2012	15/02/2012
HILMAND	NAD ALI	2	01/01/2012	23/01/2012
KANDAHAR	KANDAHAR	1	15/01/2012	15/01/2012
	ARGHISTAN	1	03/01/2012	03/01/2012
Grand Total		5	01/01/2012	15/02/2012

**Wild Polio cases by district and date of onset of paralysis, Pakistan 2012**

PROVINCE	DISTRICT	P1			P1P3			Total Count	First case	Last case
		Count	First case	Last case	Count	First case	Last case			
FATA	KHYBER	2	06/01/2012	18/02/2012	1	04/01/2012	04/01/2012	3	04/01/2012	18/02/2012
	WAZIR-N	1	10/02/2012	10/02/2012				1	10/02/2012	10/02/2012
SINDH	HYDERABAD	1	27/01/2012	27/01/2012				1	27/01/2012	27/01/2012
	MIRPURKHAS	1	03/01/2012	03/01/2012				1	03/01/2012	03/01/2012
PUNJAB	JHANG	1	20/01/2012	20/01/2012				1	20/01/2012	20/01/2012
KHYBER PAKHTOON	LAKKIMRWT	1	16/01/2012	16/01/2012				1	16/01/2012	16/01/2012
	DIKHAN	1	11/01/2012	11/01/2012				1	11/01/2012	11/01/2012
	KOHAT	1	11/01/2012	11/01/2012				1	11/01/2012	11/01/2012
	PESHAWAR	1	10/01/2012	10/01/2012				1	10/01/2012	10/01/2012
BALUCHISTAN	QUETTA	2	01/01/2012	06/01/2012				2	01/01/2012	06/01/2012
Grand Total		12	01/01/2012	18/02/2012	1	04/01/2012	04/01/2012	13	01/01/2012	18/02/2012

**Khyber P1 case (NW/34/12/005) was identified as wild by a positive contact with date of stool collection 30/01/2012**  
**Khyber P1P3 case (NW/34/12/002) was identified as wild by positive contacts with date of stool collection 30/01/2012**