



Table 1: Acute Flaccid Paralysis (AFP) cases by week of onset

Country	Reported AFP cases by week of onset - Week (06/12)/ Ending on : (12/02/12)														
	Total AFP 2010	Total AFP 2011	Total AFP to date, 2012	W 47 27 Nov 11	W 48 04 Dec 11	W 49 11 Dec 11	W 50 18 Dec 12	W 51 25 Dec 12	W 52 01 Jan 12	W 01 08 Jan 12	W 02 15 Jan 12	W 03 22 Jan 12	W 04 29 Jan 12	W 05 05 Feb 12	W 06 12 Feb 12
Afghanistan	1572	1824	159	35	42	34	27	33	34	32	36	30	36	18	0
Bahrain	10	9	2	0	1	0	0	2	0	0	1	0	0	1	0
Djibouti	3	6	0	0	0	1	0	0	0	0	0	0	0	0	
Egypt	1151	1023	80	26	16	14	18	25	20	15	21	12	14	9	
Iran	622	601	36	17	11	18	13	17	13	16	15	2	0		
Iraq	489	530	43	5	12	13	9	11	4	12	13	9	6	2	
Jordan ****	40	30	0	1	0	1	0	3	0	0					
Kuwait	24	37	4	1	3	0	4	0	5	2	0	0	0	0	1
Lebanon ****	19	22	3	1	1	0	1	1	1	2	0	0	0	0	
Libya	46	35	4	1	2	1	0	1	1	0	1	1	2		
Morocco	100	76	5	0	1	2	4	4	1	1	3	0	1	0	
Oman	33	39	3	0	1	0	1	1	1	0	0	1	2	0	0
Pakistan	5393	5694	281	88	83	105	87	81	78	60	78	69	43	12	
Palestine ****	15	17	1	0	2	0	0	0	0	0	0	0	1	0	0
Qatar	5	6	2	0	0	0	0	0	2	0	0	0	2	0	0
Saudi Arabia	239	213	27	1	1	2	6	4	8	5	3	7	3	2	2
Somalia	164	172	12	5	2	3	2	5	4	2	2	3	0	5	
Sudan	408	361	41	14	8	11	9	15	6	8	9	10	11	3	0
South Sudan	310	341	8	1	5	5	3	1	1	4	4	0	0	0	
Syria ****	194	168	7	3	4	1	2	2	6	1	2	2	2	0	
Tunisia	57	47	1	1	0	0	1	3	1	0	0	0	0	0	
U.A.E	18	25	6	3	1	2	1	0	0	2	1	3	0	0	0
Yemen	426	386	29	5	5	7	6	8	11	4	8	4	8	2	
Total EMR	11338	11662	754	208	201	220	194	217	197	166	197	153	131	54	3

No data = No report received

Table 2: Confirmed polio cases by month of onset

Country	Total year 2010	Total year 2011	12/02		Confirmed polio cases by month of onset											
			2011	2012	March 2011	April 2011	May 2011	June 2011	July 2011	August 2011	September 2011	October 2011	November 2011	December 2011	January 2012	February 2012
Afghanistan	25	80	1	3	0	2	4	4	1	16	14	13	15	10	3	
Bahrain	0	0	0	0	0	0	0	0	0	0	0	0	0			
Djibouti	0	0	0	0	0	0	0	0	0	0	0	0	0	0	0	
Egypt	0	0	0	0	0	0	0	0	0	0	0	0	0			
Iran	0	0	0	0	0	0	0	0	0	0	0	0	0			
Iraq	0	0	0	0	0	0	0	0	0	0	0	0	0	0		
Jordan ****	0	0	0	0	0	0	0	0	0	0	0	0	0			
Kuwait	0	0	0	0	0	0	0	0	0	0	0	0	0	0	0	
Lebanon ****	0	0	0	0	0	0	0	0	0	0	0	0	0			
Libya	0	0	0	0	0	0	0	0	0	0	0	0	0	0		
Morocco	0	0	0	0	0	0	0	0	0	0	0	0	0	0		
Oman	0	0	0	0	0	0	0	0	0	0	0	0	0	0		
Pakistan	144	198	13	9	11	12	13	8	11	17	34	37	18	21	9	
Palestine ****	0	0	0	0	0	0	0	0	0	0	0	0	0	0		
Qatar	0	0	0	0	0	0	0	0	0	0	0	0	0	0	0	
Saudi Arabia	0	0	0	0	0	0	0	0	0	0	0	0	0			
Somalia	0	0	0	0	0	0	0	0	0	0	0	0	0			
Sudan	0	0	0	0	0	0	0	0	0	0	0	0	0	0		
South Sudan	0	0	0	0	0	0	0	0	0	0	0	0	0	0		
Syria ****	0	0	0	0	0	0	0	0	0	0	0	0	0	0		
Tunisia	0	0	0	0	0	0	0	0	0	0	0	0	0	0		
U.A.E	0	0	0	0	0	0	0	0	0	0	0	0	0	0		
Yemen	0	0	0	0	0	0	0	0	0	0	0	0	0	0		
Total EMR	169	278	14	12	11	14	17	12	12	33	48	50	33	31	12	0

**** UNRWA cases are included with those of country of residence



Table 3: Investigation of AFP cases with paralysis onset in 2011 & 2012 up to Week (06/12)/ Ending on : (12/02/12)

COUNTRY	2011												2012												Latest line List Date		
	AFP										Specimen	Wild isolates		AFP										Specimen		Wild isolates	
	Total AFP cases onset 2011	Case classification					Non polio AFP rate **	AFP cases pending classification > 90 days from onset of paralysis	AFP cases pending classification and lab > 90 days from onset of paralysis	% with *** adequate specimens		Wild P1 Poliovirus	Wild P3 Poliovirus	Total AFP cases onset 2012	Case classification					Annualized Non polio AFP rate **	AFP cases pending classification > 90 days from onset of paralysis	AFP cases pending classification and lab > 90 days from onset of paralysis	% with *** adequate specimens			Wild P1 Poliovirus	Wild P3 Poliovirus
		Total Confirmed Polio Cases *	Polio Compatible	Pending Classification	Discarded (non polio AFP)	VDPV					Total Confirmed Polio Cases *				Polio Compatible	Pending Classification	Discarded (non polio AFP)	VDPV									
Afghanistan	1824	80	9	22	1712	1	10.0	3	1	92.4	80	0	159	3	0	68	88	0	7.6	0	0	94.3	3	0	13/02/2012		
Bahrain	9	0	0	2	7	0	4.4	0	0	100.0	0	0	2	0	0	2	0	0	8.3	0	0	100.0	0	0	12/02/2012		
Djibouti	6	0	0	1	5	0	2.1	0	0	66.7	0	0	0	0	0	0	0	0	0.0	0	0		0	0	06/02/2012		
Egypt	1023	0	0	6	1016	1	3.3	0	0	92.6	0	0	80	0	0	39	41	0	2.2	0	0	82.5	0	0	09/02/2012		
Iran	601	0	0	17	582	2	3.4	2	0	91.7	0	0	36	0	0	18	18	0	1.7	0	0	91.7	0	0	29/01/2012		
Iraq	530	0	0	9	521	0	3.7	3	0	89.2	0	0	43	0	0	15	28	0	2.5	0	0	95.3	0	0	09/02/2012		
Jordan	30	0	0	9	21	0	1.2	3	0	96.7	0	0	0	0	0	0	0	0	0.0	0	0		0	0	08/01/2012		
Kuwait	37	0	0	0	37	0	5.0	0	0	94.6	0	0	4	0	0	1	3	0	4.6	0	0	75.0	0	0	12/02/2012		
Lebanon	22	0	0	4	18	0	2.0	1	0	45.5	0	0	3	0	0	3	0	0	1.5	0	0	66.7	0	0	05/02/2012		
Libya	35	0	0	0	35	0	1.7	0	0	100.0	0	0	4	0	0	3	1	0	1.7	0	0	100.0	0	0	04/02/2012		
Morocco	76	0	0	6	70	0	0.8	1	0	80.3	0	0	5	0	0	4	1	0	0.3	0	0	100.0	0	0	10/02/2012		
Oman	39	0	0	0	39	0	5.1	0	0	97.4	0	0	3	0	0	3	0	0	3.3	0	0	100.0	0	0	12/02/2012		
Pakistan	5694	198	17	141	5338	0	6.6	74	0	87.8	196	2	281	9	0	104	168	0	2.8	0	0	93.6	9	0	11/02/2012		
Palestine	17	0	0	3	14	0	1.1	0	0	100.0	0	0	1	0	0	1	0	0	0.5	0	0	100.0	0	0	12/02/2012		
Qatar	6	0	0	1	5	0	2.6	0	0	83.3	0	0	2	0	0	2	0	0	7.3	0	0	0.0	0	0	12/02/2012		
Saudi Arabia	213	0	0	16	197	0	2.5	0	0	99.1	0	0	27	0	0	27	0	0	2.6	0	0	100.0	0	0	12/02/2012		
Somalia	172	0	0	3	162	6	3.4	2	2	98.8	0	0	12	0	0	10	2	0	2.0	0	0	100.0	0	0	10/02/2012		
Sudan	361	0	0	2	359	0	2.4	0	0	97.0	0	0	41	0	0	22	19	0	2.3	0	0	97.6	0	0	12/02/2012		
South Sudan	341	0	0	3	337	2	4.5	3	0	93.0	0	0	8	0	0	7	1	0	0.8	0	0	100.0	0	0	10/02/2012		
Syria	168	0	0	1	167	0	1.7	0	0	93.5	0	0	7	0	0	3	4	0	0.6	0	0	100.0	0	0	09/02/2012		
Tunisia	47	0	0	0	47	0	1.8	0	0	93.6	0	0	1	0	0	1	0	0	0.3	0	0	100.0	0	0	11/02/2012		
U.A.E	25	0	0	0	25	0	2.5	0	0	100.0	0	0	6	0	0	4	2	0	5.0	0	0	100.0	0	0	12/02/2012		
Yemen	386	0	0	62	314	11	3.5	19	4	92.5	0	0	29	0	0	29	0	0	2.1	0	0	100.0	0	0	11/02/2012		
EMR	11662	278	26	308	11028	23	4.7	111	7	90.3	276	2	754	12	0	366	376	0	2.6	0	0	93.2	12	0			
2010	11338	169	31	0	11129	10	4.6	0	0	90.9	137	32															

* Confirmed polio cases refer to wild isolation from AFP cases or from contacts of negative index AFP cases

** Non-polio AFP per 100,000 children <15 years

*** Adequate here refers to two stool specimens collected at least 24 hours apart, within 14 days of paralysis onset

**** AFP cases co infected with P1 and P3 are counted separately as wild isolates



Table 4: Investigation of contacts of AFP cases with paralysis onset in 2012 (up to week 06 ending 12/02/2012)

Country	No. of AFP cases	No. of eligible AFP cases for contact sampling*	% of eligible AFP cases with contact samplings	% of eligible AFP cases with 3+ contacts	Total number of Contacts**	% of contacts under 5 years	% of contacts with specimens collected within 7 days of notification of index	% Contact specimens in lab within 3 days of collection	% Contact specimens positive for NPEV	% Contact specimens positive for Sabin like virus	No. of contacts positive for wild virus	% of wild polio virus isolation from contacts	No. of Contacts positive for VDPVs	No. of -ve index AFP cases identified positive by contact	No. of district identified infected from contacts
Afghanistan	159	9	66.7	66.7	36	100.0	72.2	0.0	42.9	4.8	0	0.0		0	0
Bahrain	2	0			0						0			0	0
Djibouti											0				0
Egypt	80	16	37.5	37.5	21	81.0	42.9	100.0	20.0	20.0	0	0.0		0	0
Iran	36	3	0.0	0.0	0						0			0	0
Iraq	43	2	100.0	50.0	5	40.0	60.0				0			0	0
Jordan											0				0
Kuwait	4	1	0.0	0.0	3	66.7	100.0	100.0	0.0	0.0	0	0.0		0	0
Lebanon	3	1	0.0	0.0	0						0			0	0
Libya	4	0			0						0			0	0
Morocco	5	0			0						0			0	0
Oman	3	0			0						0			0	0
Pakistan	281	18	77.8	77.8	49	93.9	77.6	67.6	2.7	8.1	2	5.4		1	1
Palestine	1	0			0						0			0	0
Qatar	2	2	0.0	0.0	0						0			0	0
Saudi Arabia	27	0			0						0			0	0
Somalia	12	0			26	92.3	100.0	20.0	20.0	0.0	0	0.0		0	0
Sudan	41	1	100.0	100.0	20	75.0	100.0	27.3	18.2	0.0	0	0.0		0	0
South Sudan	8	0			19	63.2	100.0	0.0	0.0	0.0	0	0.0		0	0
Syria	7	0			0						0			0	0
Tunisia	1	0			0						0			0	0
U.A.E.	6	0			0						0			0	0
Yemen	29	0			0						0			0	0
Grand Total 2012	754	53	54.7	52.8	179	86.0	80.4	43.5	16.5	5.9	2	2.4		1	1
Grand Total 2011	11662	1153	81.4	78.6	5951	86.1	69.8	51.7	18.8	3.7	33	0.6	13	18	9

* Eligible refers to AFP cases with inadequate stool specimens

** Total number of contacts from eligible AFP cases and from other AFP cases as per with country criteria for contact sampling

Last wild contacts in EMRO, 01/01/2012 - 12/02/2012

Year	Country	Data	Date of Most Recent stool collection
		Count of wild contacts	
2012	Pakistan	2	31/01/2012
Total 2012		2	31/01/2012
2011	Afghanistan	14	25/12/2011
	Pakistan	19	24/12/2011
Total 2011		33	25/12/2011



Table 5: Laboratory investigation of AFP cases with paralysis onset in 2012 (up to week 06 ending 12 February 2012)

Country	Polio laboratories Sequencing performed by CDC and RIVM laboratories	AFP cases with specimens	Preliminary virus isolation results of AFP cases						Poliovirus intratypic differentiation results #										Indicators				Latest report Date			
			Referred for ITD		NPEV only	Negative	Pending		Type 1			Type 2			Type 3			Discordant pending sequence	NPEV by PCR	Non-EV	Pending ITD	% specimens positive for NPEV*		% AFP cases with culture results within 14 days	% AFP cases with ITD results within 7 days	% AFP cases with ITD results within 45 days of onset**
			L20B+	L20B+/NPEV			received < / = 14 days	received > 14 days ago	Wild	Sabin	VDPV	Wild	Sabin	VDPV	Wild	Sabin	VDPV									
Afghanistan	RRL Pakistan	143	10		13	77	44		3				1			5		1				14%	100%	100%	100%	10/02/2012
Bahrain	PNL Oman	1						1																		13/02/2012
Djibouti	NPL Kenya																									06/02/2012
Egypt***	RRL Egypt	60	1		5	27	7	20														17%	100%	100%	100%	12/02/2012
Iran	NPL Iran	67	4		1	38	23	1		4			1			2		1				2%	100%	100%	100%	12/02/2012
Iraq	NPL Iraq, RRL Egypt	41			3	16	11	11														14%	100%			09/02/2012
Jordan	NPL Jordan, RRL Tunisia	4					1	3														6%	100%			12/02/2012
Kuwait	RRL Kuwait	7					4															0%	100%		100%	19/01/2012
Lebanon	RRL Egypt	3					3															0%	100%		100%	12/02/2012
Libya	RRL Tunisia	4					2	1	1													0%	100%		100%	10/02/2012
Morocco	NPL Morocco, RRL Tunisia	6					5	1														0%	100%		100%	10/02/2012
Oman	NPL Oman	3					2	1														24%	100%		100%	13/02/2012
Pakistan	RRL Pakistan	408	14	1	33	203	155	2	8	1			3			4						10%	100%	100%	100%	10/02/2012
Palestine & UNRWA		1					1																			12/02/2012
Qatar	NPL Oman	3					2	1														0%	100%		100%	13/02/2012
Saudi Arabia	NPL Saudi Arabia, NPL Oman	30	1			10	10	9					1									0%	91%	100%	100%	11/02/2012
Somalia	NPL Kenya	12			1	1	5	5														50%	0%		100%	10/02/2012
Sudan	NPL Sudan, NICD, S. Africa	41			2	18	15	6														9%	95%			12/02/2012
South Sudan	NPL Kenya	8					1	7														0%	0%		100%	10/02/2012
Syria	NPL Syria, RRL Tunisia	10					5	4	1													0%	100%			09/02/2012
Tunisia	RRL Tunisia	1					1															0%	100%		100%	10/02/2012
U.A.E	NPL Oman	6					2	4														0%	100%		100%	13/02/2012
Yemen	NPL Oman	10																								13/02/2012
Total EMR 2012		869	30	1	58	418	286	77	11	5			6			11		2				10%	99%	100%	100%	
Total EMR 2011		11573	662	60	2039	8739	7	65	258	181	1		110	12	2	217		3	5	37	3	16%	94%	98%	94%	

* Specimens from all sources including non-AFP cases, excluding environmental samples

** This indicator reflects surveillance and laboratory activities

*** Environmental surveillance initiated in Egypt in September 2000 showed the following:

Year	2000	2001	2002	2003	2004	2005	2006	2007	2008	2009	2010	2011	2012	Grand Total
Negative	52	55	136	299	469	499	492	458	444	481	415	448	22	4270
Pending													23	23
Wild	2	75	26	12	13	2		2			1			133
Grand Total	54	130	162	311	482	501	492	458	446	481	416	448	45	4426

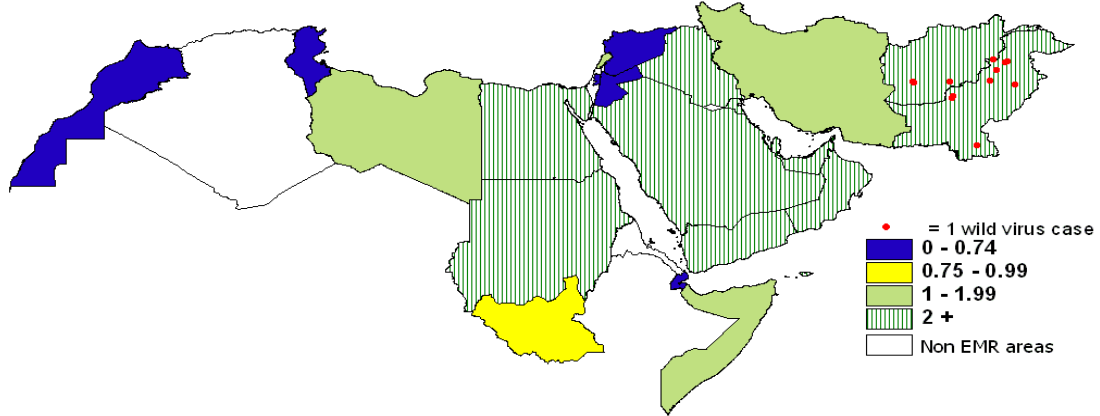
In 2008, out of 446 samples, 2 positive for wild virus in Giza governorate (Al Haram Site) genomic sequence data indicate importation from Ethiopia / South Sudan & Cairo governorate (Al Haggana 2) genomic sequence data indicate nearest importation from India. In 2011, 1 positive sample for wild virus in Aswan governorate (Aswan City) genomic sequence data indicate nearest importation from Sudan.

****Environmental surveillance initiated in Pakistan in August 2009 showed the following:

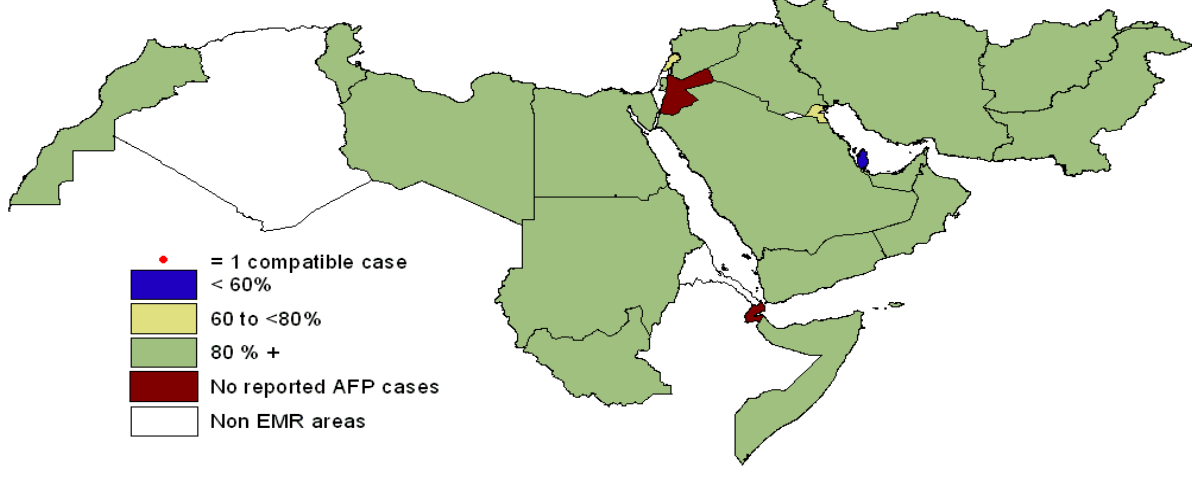
Year	2009				2009 Total	2010				2010 Total	2011				2011 Total	2012				2012 Total								
Status	Khilbaldia Town	Khilgadap Town	Khilgushan-E-Qbal Town	Lahore	Khilbaldia Town	Khilgadap Town	Khilgushan-E-Qbal Town	Lahore	Peshawar	Rawalpindi	Quetta	Multan	Khilbaldia Town	Khilgadap Town	Khilgushan-E-Qbal Town	Lahore	Peshawar	Rawalpindi	Quetta	Multan	Khilbaldia Town	Khilgadap Town	Khilgushan-E-Qbal Town	Lahore	Peshawar	Rawalpindi	Quetta	Multan
Negative	9	3	5	10	27	10	11	12	27	2	2	4	9	77	8	8	10	17	5	1	4	15	68	1	1	1	1	2
Pending																												
Wild	1	8	7	2	18	6	20	12	6	12	5	9	9	79	4	28	14	19	19	11	20	21	136	1	2	1	1	2
Grand Total	10	11	12	12	45	16	31	24	33	14	7	13	18	156	12	36	24	36	24	12	24	36	204	1	4	3	4	2



Non polio AFP rate and wild virus in EMR, 01/01/2012- 12/02/2012



Percent of AFP cases with adequate samples and compatible cases in EMR, 01/01/2012- 12/02/2012



Wild polio cases by country and date of onset of paralysis in EMR, 2011 & 2012

Year	COUNTRY	P1			P3			Total Count	First Case	Last Case
		Count	First Case	Last Case	Count	First Case	Last Case			
2011	AFG	80	11/01/2011	16/12/2011				80	11/01/2011	16/12/2011
	PAK	196	03/01/2011	28/12/2011	2	09/06/2011	27/09/2011			
2011 Total		276	03/01/2011	28/12/2011	2	09/06/2011	27/09/2011	278	03/01/2011	28/12/2011
2012	AFG	3	01/01/2012	23/01/2012				3	01/01/2012	23/01/2012
	PAK	9	01/01/2012	20/01/2012						
2012 Total		12	01/01/2012	23/01/2012				12	01/01/2012	23/01/2012



Wild Polio cases by district and date of onset of paralysis, Afghanistan 2011

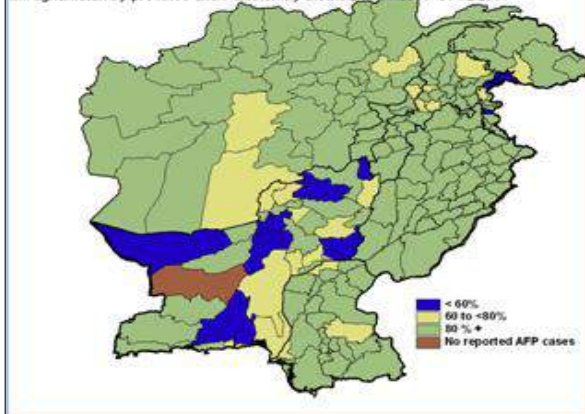
PROVINCE	DISTRICT	P1			
		Count	First case	Last case	
KANDAHAR	MAYWAND	8	25/04/2011	16/12/2011	
	SPIN BOLDAK	3	10/11/2011	12/12/2011	
	KANDAHAR	13	23/05/2011	11/12/2011	
	KHAKREZ	1	28/11/2011	28/11/2011	
	PANJWAYI	4	15/08/2011	24/11/2011	
	SHAH WALI KOT	3	05/08/2011	03/11/2011	
	ARGHANDAB (K)	1	25/09/2011	25/09/2011	
	DAMAN	2	11/01/2011	19/06/2011	
FARAH	KHAKI SAFED	1	13/12/2011	13/12/2011	
	BAKWA	3	26/04/2011	05/12/2011	
HILMAND	BALA BULUK	1	10/06/2011	10/06/2011	
	NAD ALI	8	05/08/2011	03/12/2011	
BAGHLHAN	NAHRI SARRAJ	5	29/05/2011	02/12/2011	
	LASHKAR GAH	1	16/09/2011	16/09/2011	
	KAJAKI	1	01/09/2011	01/09/2011	
	NAWAY I BARAKZAYI	1	30/08/2011	30/08/2011	
	MUSA QALA	3	08/05/2011	28/06/2011	
	KHOST WA FIRING	1	02/12/2011	02/12/2011	
URUZGAN	BAGHLAN	1	07/10/2011	07/10/2011	
	DIHRAWUD	2	12/11/2011	29/11/2011	
FARYAB	TIRIN KOT	1	23/11/2011	23/11/2011	
	SHAHIDI HASSAS	1	11/10/2011	11/10/2011	
	NESH	1	25/09/2011	25/09/2011	
KAPISA	ALMAR	2	14/10/2011	19/11/2011	
KUNDUZ	MAHMUD RAQI	1	14/11/2011	14/11/2011	
PARWAN	ALI ABAD	1	04/11/2011	04/11/2011	
PAKTIKA	CHAHARIKAR	3	30/08/2011	04/11/2011	
ZABUL	BARMAL	1	14/10/2011	14/10/2011	
KUNAR	SHINKAY	1	05/10/2011	05/10/2011	
	DAYCHOPAN	1	02/10/2011	02/10/2011	
NANGARHAR	QALAT	1	22/09/2011	22/09/2011	
BADGHIS	DANGAM	1	02/10/2011	02/10/2011	
BADGHIS	LAL PUR	1	28/09/2011	28/09/2011	
	MUQUR (B)	1	04/09/2011	04/09/2011	
Grand Total		80	11/01/2011	16/12/2011	

Kandahar P1 case (AFG/08/11/103) was identified as wild by a positive contact with date of stool collection 30/05/11
 Maywand P1 case (AFG/08/11/110) was identified as wild by a positive contact with date of stool collection 29/05/11
 Bala Buluk P1 case (AFG/03/11/132) was identified as wild by a positive contact with date of stool collection 13/06/11
 Ali Abad P1 case (AFG/01/11/217) was identified as wild by a positive contact with date of stool collection 29/09/2011
 Arghandab (K) P1 case (AFG/08/11/257) was identified as wild by a positive contact with date of stool collection 14/10/11
 Chaharikar P1 case (AFG/05/11/240) was identified as wild by a positive contact with date of stool collection 23/10/211
 Chaharikar P1 case (AFG/05/11/271) was identified as wild by a positive contact with date of stool collection 24/11/2011
 Al Mar P1 case (AFG/02/11/274) was identified as wild by a positive contact with date of stool collection 06/12/2011
 Khaki Safed P1 case (AFG/03/11/283) was identified as wild by a positive contact with date of stool collection 25/12/2011

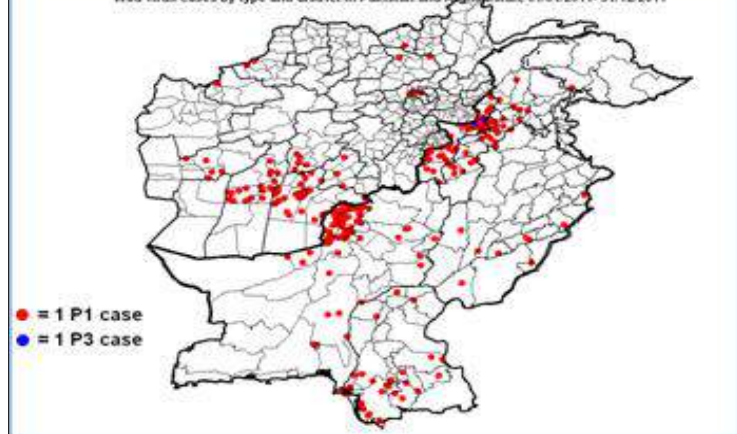
Non polio AFP rate in Afghanistan by province and Pakistan by district, 01/01/2011- 31/12/2011



Percent of AFP cases with adequate samples in Afghanistan by province and Pakistan by district, 01/01/2011- 31/12/2011



Wild virus cases by type and district in Pakistan and Afghanistan, 01/01/2011- 31/12/2011



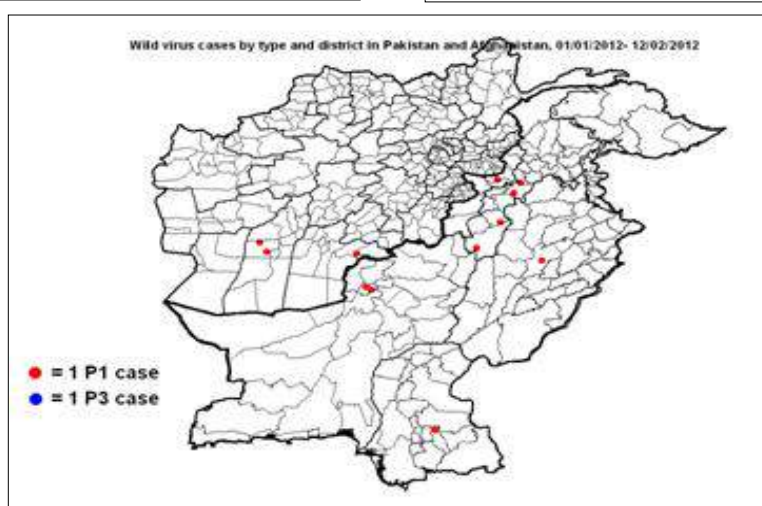
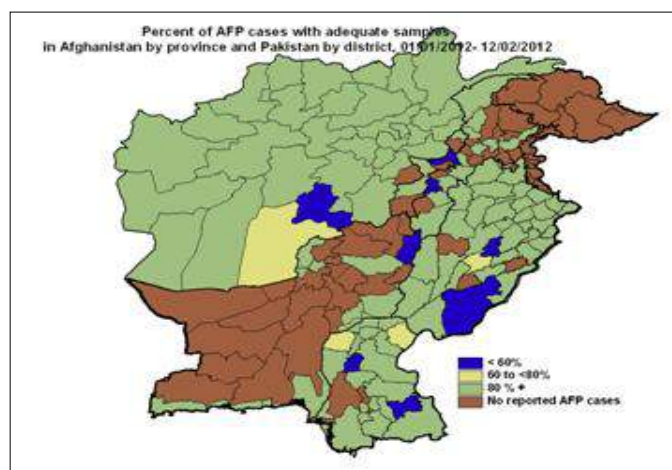
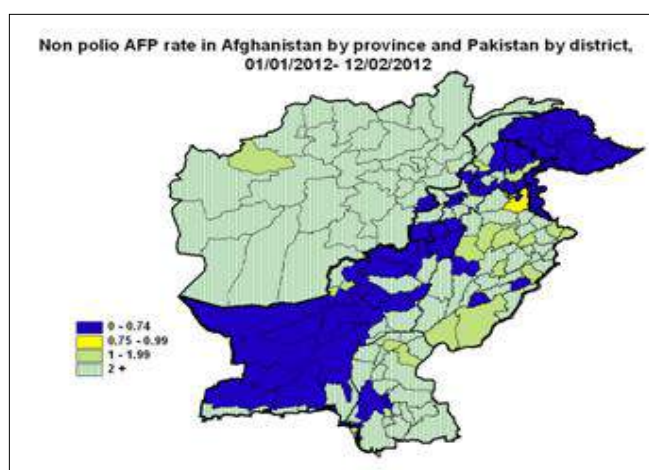
* **District RY Khan, Punjab Province**, was identified as an infected district by isolating wild type P1 virus from a healthy child with date of stool collection 08/01/2011
 * **District Nsirabad, Balochistan Province**, was identified as an infected district by isolating wild type P1 virus from a healthy child with date of stool collection 26/01/2011
 * **District Faisalabad, Punjab Province**, was identified as an infected district by isolating wild type P1 virus from a healthy child with date of stool collection 28/07/2011
 * **District Muzfargarh, Punjab Province**, was identified as an infected district by isolating wild type P1 virus from a healthy child with date of stool collection 07/08/2011



Wild Polio cases by district and date of onset of paralysis, Pakistan 2011

PROVINCE	DISTRICT	P1			P3						
		Count	First case	Last case	Count	First case	Last case				
FATA	KHYBER	23	15/01/2011	28/12/2011	2	09/06/2011	27/09/2011				
	WAZIR-N	14	18/08/2011	08/12/2011							
	BAJOUR	2	24/09/2011	11/11/2011							
	WAZIR-S	4	22/07/2011	17/10/2011							
	MOHMAND	4	03/01/2011	05/07/2011							
	ORAKZAI	2	06/05/2011	15/06/2011							
	KURRAM	1	06/03/2011	06/03/2011							
KHYBER PAKHTOON	CHARSADA	1	28/12/2011	28/12/2011							
	TANK	3	17/11/2011	18/12/2011							
	PESHAWAR	6	16/01/2011	25/11/2011							
	BANNU	2	21/05/2011	24/11/2011							
	KOHAT	6	28/01/2011	22/11/2011							
	BUNIR	3	10/09/2011	11/11/2011							
	NOWSHERA	2	22/09/2011	28/10/2011							
	LAKKIMRWT	3	09/03/2011	27/10/2011							
	SWABI	1	14/10/2011	14/10/2011							
	DIRUPPER	1	19/09/2011	19/09/2011							
	TORGHAR	2	06/04/2011	22/05/2011							
	PUNJAB	LAHORE	1	24/12/2011				24/12/2011			
		VEHARI	2	16/10/2011				12/12/2011			
DGKHAN		1	08/12/2011	08/12/2011							
MUZFARGARH		1	02/12/2011	02/12/2011							
BAHAWALPUR		1	04/11/2011	04/11/2011							
RYKHAN		1	11/10/2011	11/10/2011							
LODHRAN		1	04/09/2011	04/09/2011							
OKARA		1	13/08/2011	13/08/2011							
SINDH	BADIN	4	22/02/2011	19/12/2011							
	THATTA	8	10/04/2011	06/12/2011							
	KHIBALDIA	2	07/10/2011	10/11/2011							
	KHIGIQBAL	1	10/10/2011	10/10/2011							
	JACOBABAD	1	09/10/2011	09/10/2011							
	KASHMORE	1	07/10/2011	07/10/2011							
	KAMBAR	2	28/09/2011	05/10/2011							
	KHIGADAP	2	05/04/2011	21/09/2011							
	KHISITE	2	07/05/2011	16/09/2011							
	UMERKOT	1	24/08/2011	24/08/2011							
	HYDERABAD	1	19/08/2011	19/08/2011							
	JAMSHORO	1	29/05/2011	29/05/2011							
	SANGHAR	2	20/01/2011	19/04/2011							
	KHISADDAR	1	05/04/2011	05/04/2011							
	KHIORANGI	1	29/03/2011	29/03/2011							
	TMKHAN	2	18/02/2011	04/03/2011							
	T.ALLAHYAR	1	21/01/2011	21/01/2011							
	BALOCHISTAN	KABDULAH	22	02/03/2011				15/12/2011			
		KHUZDAR	5	03/05/2011				03/12/2011			
		QUETTA	15	22/06/2011				01/12/2011			
HARNAI		1	26/11/2011	26/11/2011							
PISHIN		16	19/02/2011	12/11/2011							
BARKHAN		1	29/10/2011	29/10/2011							
MASTUNG		2	20/10/2011	23/10/2011							
KSAIFULAH		2	20/09/2011	20/10/2011							
LORALAI		3	05/09/2011	30/09/2011							
KALAT		1	10/08/2011	10/08/2011							
DBUGTI		1	12/07/2011	12/07/2011							
KOHLU		1	08/07/2011	08/07/2011							
NOSHKI		3	01/04/2011	28/04/2011							
GILGIT BALTISTAN		DIAMIR	1	18/05/2011	18/05/2011						
Grand Total			196	03/01/2011	28/12/2011	2	09/06/2011	27/09/2011			

Sanghar P1 case (SD/32/11/005) was identified as wild by a positive contact with date of stool collection 26/01/2011
Peshawar P1 case (NW/30/11/025) was identified as wild by a positive contact with date of stool collection 10/03/2011
Torghar P1 case (NW/15/11/001) was identified as wild by a positive contact with date of stool collection 21/04/2011
Khuzdar P1 case (BN/54/11/013) was identified as wild by a positive contact with date of stool collection 25/07/2011
Wazir-S P1 case (NW/65/11/015) was identified as wild by a positive contact with date of stool collection 12/10/2011
Ksaifulah P1 case (BN/25/11/005) was identified as wild by a positive contact with date of stool collection 21/11/2011
DGKhan P1 case (PB/81/11/145) was identified as wild by a positive contact with date of stool collection 15/12/2011
Kabdulah P1 case (BN/14/11/042) was identified as wild by a positive contact with date of stool collection 17/12/2011
Khuzdar P1 case (BN/54/11/019) was identified as wild by a positive contact with date of stool collection 24/12/2011



Wild Polio cases by district and date of onset of paralysis, Afghanistan 2012

PROVINCE	DISTRICT	P1		
		Count	First case	Last case
HILMAND	NAD ALI	2	01/01/2012	23/01/2012
KANDAHAR	ARGHISTAN	1	03/01/2012	03/01/2012
Grand Total		3	01/01/2012	23/01/2012

Wild Polio cases by district and date of onset of paralysis, Pakistan 2012

PROVINCE	DISTRICT	P1		
		Count	First case	Last case
PUNJAB	JHANG	1	20/01/2012	20/01/2012
KHYBER PAKHTOON	LAKKIMRWT	1	16/01/2012	16/01/2012
	DIKHAN	1	11/01/2012	11/01/2012
	KOHAT	1	11/01/2012	11/01/2012
	PESHAWAR	1	10/01/2012	10/01/2012
FATA	KHYBER	1	06/01/2012	06/01/2012
BALUCHISTAN	QUETTA	2	01/01/2012	06/01/2012
SINDH	MIRPURKHAS	1	03/01/2012	03/01/2012
Grand Total		9	01/01/2012	20/01/2012

Khyber P1 case (NW/34/12/005) was identified as wild by a positive contact with date of stool collection 30/01/2012