



Table 1: Acute Flaccid Paralysis (AFP) cases by week of onset

Country	Reported AFP cases by week of onset - Week (03/12)/ Ending on : (22/01/12)														
	Total AFP 2010	Total AFP 2011	Total AFP to date, 2012	W 44 06 Nov 11	W 45 13 Nov 11	W 46 20 Nov 11	W 47 27 Nov 11	W 48 04 Dec 11	W 49 11 Dec 11	W 50 18 Dec 11	W 51 25 Dec 11	W 52 01 Jan 12	W 01 08 Jan 12	W 02 15 Jan 12	W 03 22 Jan 12
Afghanistan	1572	1820	63	30	33	29	36	41	34	27	32	31	31	25	1
Bahrain	10	8	1	0	0	0	0	1	0	0	1	0	0	1	0
Djibouti	3	6	0	0	0	0	0	0	1	0	0	0	0	0	
Egypt	1151	1022	48	8	16	16	26	16	14	18	25	20	15	20	4
Iran	622	597	21	11	11	7	17	11	18	12	14	10	13	8	
Iraq	489	527	13	2	7	16	5	12	13	9	8	4	10	2	
Jordan ****	40	30	0	0	1	1	1	0	1	0	3	0	0		
Kuwait	24	37	3	0	1	2	1	3	0	4	0	5	2	0	0
Lebanon ****	19	22	0	0	0	1	1	0	0	1	1	0	0		
Libya	46	35	1	2	0	3	1	2	1	0	1	1	0	1	
Morocco	100	76	2	0	2	2	0	1	2	4	4	1	1	1	
Oman	33	40	0	0	0	2	0	1	0	1	1	1	0	0	0
Pakistan	5393	5653	61	108	98	97	87	78	99	83	75	64	33	11	
Palestine ****	15	17	0	0	0	1	0	2	0	0	0	0	0	0	0
Qatar	5	6	0	0	0	1	0	0	0	0	0	2	0	0	
Saudi Arabia	239	213	13	4	2	3	1	1	2	6	4	7	5	3	1
Somalia	164	172	4	4	5	0	5	2	3	2	5	4	2	2	
Sudan	408	361	11	1	7	8	14	8	11	9	15	6	7	4	0
South Sudan	310	341	1	3	6	5	1	5	5	3	1	1	1	0	
Syria ****	194	167	2	2	1	3	3	3	1	2	2	6	0	2	
Tunisia	57	47	0	0	1	4	1	0	0	1	3	0	0	0	
U.A.E	18	25	3	0	0	0	3	1	2	1	0	0	2	1	0
Yemen	426	385	10	1	6	10	5	4	7	6	8	11	3	4	0
Total EMR	11338	11607	257	176	197	211	208	192	214	189	203	174	125	85	6

No data = No report received

Table 2: Confirmed polio cases by month of onset

Country	Total year 2010	Total year 2011	22/01		Confirmed polio cases by month of onset											
			2011	2012	February 2011	March 2011	April 2011	May 2011	June 2011	July 2011	August 2011	September 2011	October 2011	November 2011	December 2011	January 2012
Afghanistan	25	80	1	1	0	0	2	4	4	1	16	14	13	15	10	1
Bahrain	0	0	0	0	0	0	0	0	0	0	0	0	0	0	0	
Djibouti	0	0	0	0	0	0	0	0	0	0	0	0	0	0	0	
Egypt	0	0	0	0	0	0	0	0	0	0	0	0	0			
Iran	0	0	0	0	0	0	0	0	0	0	0	0	0			
Iraq	0	0	0	0	0	0	0	0	0	0	0	0	0	0		
Jordan ****	0	0	0	0	0	0	0	0	0	0	0	0	0	0		
Kuwait	0	0	0	0	0	0	0	0	0	0	0	0	0			
Lebanon ****	0	0	0	0	0	0	0	0	0	0	0	0	0	0		
Libya	0	0	0	0	0	0	0	0	0	0	0	0	0	0	0	
Morocco	0	0	0	0	0	0	0	0	0	0	0	0	0			
Oman	0	0	0	0	0	0	0	0	0	0	0	0	0	0	0	
Pakistan	144	197	5	3	8	11	12	13	8	11	17	34	37	18	20	3
Palestine ****	0	0	0	0	0	0	0	0	0	0	0	0	0	0	0	
Qatar	0	0	0	0	0	0	0	0	0	0	0	0	0	0	0	
Saudi Arabia	0	0	0	0	0	0	0	0	0	0	0	0	0			
Somalia	0	0	0	0	0	0	0	0	0	0	0	0	0			
Sudan	0	0	0	0	0	0	0	0	0	0	0	0	0	0		
South Sudan	0	0	0	0	0	0	0	0	0	0	0	0				
Syria ****	0	0	0	0	0	0	0	0	0	0	0	0	0			
Tunisia	0	0	0	0	0	0	0	0	0	0	0	0	0			
U.A.E	0	0	0	0	0	0	0	0	0	0	0	0	0	0	0	
Yemen	0	0	0	0	0	0	0	0	0	0						
Total EMR	169	277	6	4	8	11	14	17	12	12	33	48	50	33	30	4

**** UNRWA cases are included with those of country of residence



Table 3: Investigation of AFP cases with paralysis onset in 2011 & 2012 (up to week 03 ending 22 January 2012)

COUNTRY	2011												2012												Latest line List Date		
	AFP										Specimen	Wild isolates		AFP										Specimen		Wild isolates	
	Total AFP cases onset 2011	Case classification					Non polio AFP rate **	AFP cases pending classification > 90 days from onset of paralysis	AFP cases pending classification and lab > 90 days from onset of paralysis	% with *** adequate specimens		Wild P1 Poliovirus	Wild P3 Poliovirus	Total AFP cases onset 2012	Case classification					Annualized Non polio AFP rate **	AFP cases pending classification > 90 days from onset of paralysis	AFP cases pending classification and lab > 90 days from onset of paralysis	% with *** adequate specimens			Wild P1 Poliovirus	Wild P3 Poliovirus
		Total Confirmed Polio Cases *	Polio Compatible	Pending Classification	Discarded (non polio AFP)	VDPV					Total Confirmed Polio Cases *				Polio Compatible	Pending Classification	Discarded (non polio AFP)	VDPV									
Afghanistan	1820	80	9	39	1691	1	9.98	0	0	92.53	80	0	63	1	0	62	0	0	5.91	0	0	93.65	1	0	15/01/2012		
Bahrain	8	0	0	2	6	0	3.89	0	0	100.00	0	0	1	0	0	1	0	0	8.08	0	0	0.00	0	0	23/01/2012		
Djibouti	6	0	0	1	5	0	2.08	0	0	66.67	0	0	0	0	0	0	0	0	0	0	0	0	0	0	16/01/2012		
Egypt	1022	0	0	32	989	1	3.32	2	2	92.66	0	0	48	0	0	48	0	0	2.59	0	0	66.67	0	0	22/01/2012		
Iran	597	0	0	31	564	2	3.36	4	0	91.96	0	0	21	0	0	21	0	0	1.97	0	0	85.71	0	0	21/01/2012		
Iraq	527	0	0	19	508	0	3.65	7	1	89.75	0	0	13	0	0	13	0	0	1.5	0	0	100.00	0	0	19/01/2012		
Jordan	30	0	0	9	21	0	1.25	1	0	96.67	0	0	0	0	0	0	0	0	0	0	0	0	0	0	08/01/2012		
Kuwait	37	0	0	2	35	0	4.97	0	0	94.59	0	0	3	0	0	3	0	0	6.69	0	0	100.00	0	0	22/01/2012		
Lebanon	22	0	0	14	8	0	1.99	9	3	45.45	0	0	0	0	0	0	0	0	0	0	0	0	0	0	13/01/2012		
Libya	35	0	0	0	35	0	1.71	0	0	100.00	0	0	1	0	0	1	0	0	0.81	0	0	100.00	0	0	21/01/2012		
Morocco	76	0	0	9	67	0	0.76	1	1	78.95	0	0	2	0	0	2	0	0	0.33	0	0	100.00	0	0	20/01/2012		
Oman	40	0	0	0	40	0	5.18	0	0	95.00	0	0	0	0	0	0	0	0	0	0	0	0	0	0	23/01/2012		
Pakistan	5653	197	15	173	5268	0	6.59	57	9	87.95	195	2	61	3	0	53	5	0	1.16	0	0	96.72	3	0	21/01/2012		
Palestine	17	0	0	3	14	0	1.06	0	0	100.00	0	0	0	0	0	0	0	0	0	0	0	0	0	0	22/01/2012		
Qatar	6	0	0	3	3	0	2.57	0	0	83.33	0	0	0	0	0	0	0	0	0	0	0	0	0	0	21/01/2012		
Saudi Arabia	213	0	0	21	192	0	2.47	0	0	99.06	0	0	13	0	0	13	0	0	2.45	0	0	84.62	0	0	22/01/2012		
Somalia	172	0	0	13	152	6	3.43	0	0	99.42	0	0	4	0	0	4	0	0	1.28	0	0	100.00	0	0	20/01/2012		
Sudan	361	0	0	4	357	0	2.43	0	0	96.95	0	0	11	0	0	11	0	0	1.2	0	0	90.91	0	0	22/01/2012		
South Sudan	341	0	0	20	320	2	4.47	2	0	92.96	0	0	1	0	0	1	0	0	0.2	0	0	100.00	0	0	20/01/2012		
Syria	167	0	0	5	162	0	1.70	1	0	94.01	0	0	2	0	0	2	0	0	0.34	0	0	100.00	0	0	18/01/2012		
Tunisia	47	0	0	4	43	0	1.81	0	0	93.62	0	0	0	0	0	0	0	0	0	0	0	0	0	0	18/01/2012		
U.A.E	25	0	0	0	25	0	2.47	0	0	100.00	0	0	3	0	0	3	0	0	4.92	0	0	100.00	0	0	22/01/2012		
Yemen	385	0	0	61	315	9	3.49	18	10	92.47	0	0	10	0	0	10	0	0	1.41	0	0	100.00	0	0	22/01/2012		
EMR	11607	277	24	465	10820	21	4.66	102	26	90.44	275	2	257	4	0	248	5	0	1.72	0	0	88.72	4	0			
2010	11338	169	31	0	11129	10	4.63	0	0	90.86	137	32															

* Confirmed polio cases refer to wild isolation from AFP cases or from contacts of negative index AFP cases

** Non-polio AFP per 100,000 children <15 years

*** Adequate here refers to two stool specimens collected at least 24 hours apart, within 14 days of paralysis onset

**** AFP cases co infected with P1 and P3 are counted separately as wild isolates



Week 03, ending 22 January 2012

Table 4: Investigation of contacts of AFP cases with paralysis onset in 2012 (up to week 03 ending 22/01/2012)

Country	No. of AFP cases	No. of eligible AFP cases for contact sampling*	% of eligible AFP cases with contact samplings	% of eligible AFP cases with 3+ contacts	Total number of Contacts**	% of contacts under 5 years	% of contacts with specimens collected within 7 days of notification of index	% Contact specimens in lab within 3 days of collection	% Contact specimens positive for NPEV	% Contact specimens positive for Sabin like virus	No. of contacts positive for wild virus	% of wild polio virus isolation from contacts	No. of Contacts positive for VDPVs	No. of -ve index AFP cases identified positive by contact	No. of district identified infected from contacts
Afghanistan	63	4	25.0	25.0	13	100.0	100.0				0			0	0
Bahrain	1	1	0.0	0.0	0						0			0	0
Djibouti											0				0
Egypt	48	17	5.9	5.9	3	100.0	100.0				0			0	0
Iran	21	3	0.0	0.0	0						0			0	0
Iraq	13	0			0						0			0	0
Jordan											0				0
Kuwait	3	0			0						0			0	0
Lebanon											0				0
Libya	1	0			0						0			0	0
Morocco	2	0			0						0			0	0
Oman											0				0
Pakistan	61	2	50.0	50.0	3	100.0	100.0				0			0	0
Palestine											0				0
Qatar											0				0
Saudi Arabia	13	2	0.0	0.0	0						0			0	0
Somalia	4	0			8	87.5	100.0				0			0	0
Sudan	11	1	0.0	0.0	3	66.7	100.0				0			0	0
South Sudan	1	0			3	100.0	100.0				0			0	0
Syria	2	0			0						0			0	0
Tunisia											0				0
U.A.E.	3	0			0						0			0	0
Yemen	10	0			0						0			0	0
Grand Total 2012	257	30	10.0	10.0	33	93.9	100.0				0			0	0
Grand Total 2011	11607	1130	81.4	78.8	5834	86.0	70.2	52.0	19.0	3.8	33	0.6	12	18	9

* Eligible refers to AFP cases with inadequate stool specimens

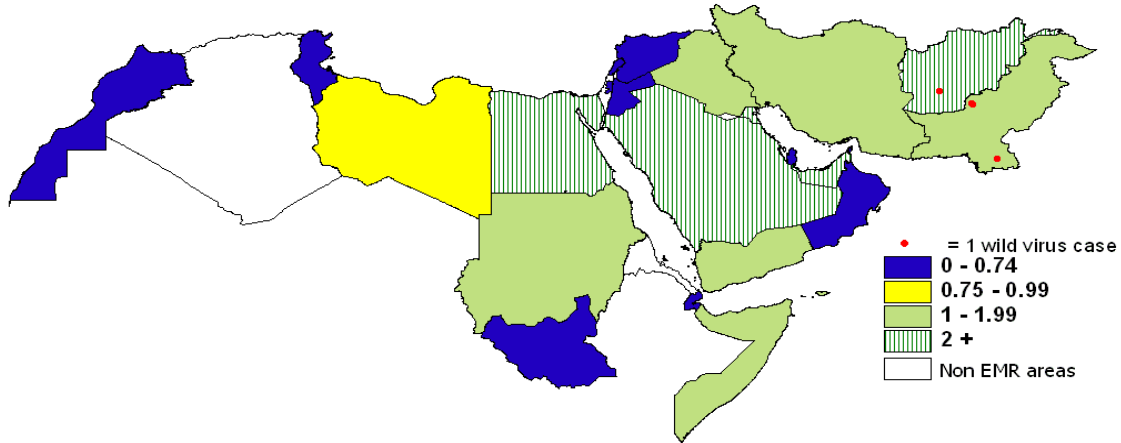
** Total number of contacts from eligible AFP cases and from other AFP cases as per with country criteria for contact sampling

Last wild contacts in EMRO, 01/01/2011-31/12/2011

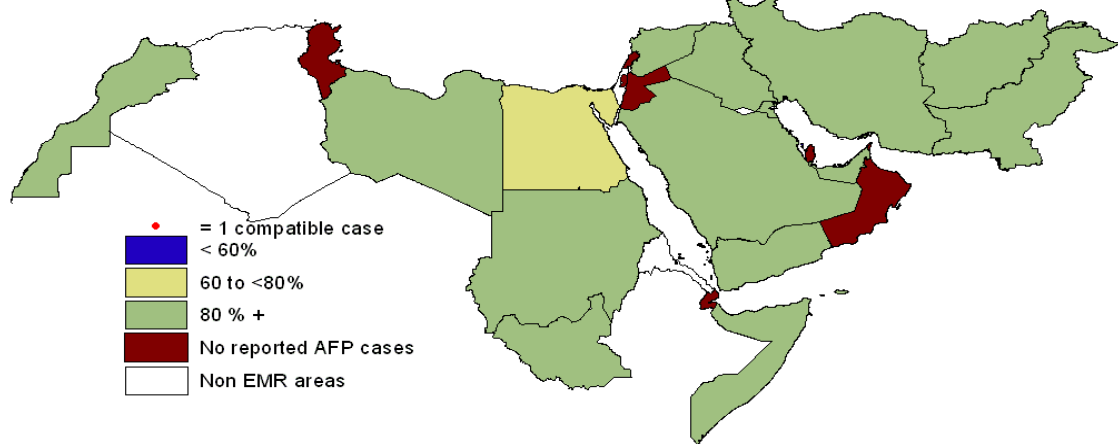
Year	Country	Count of wild contacts	Date of Most Recent stool collection
2011	Afghanistan	14	25/12/2011
	Pakistan	19	24/12/2011
Grand Total		33	25/12/2011



Non polio AFP rate and wild virus in EMR, 01/01/2012 - 22/01/2012



Percent of AFP cases with adequate samples and compatible cases in EMR, 01/01/2012 - 22/01/2012



Wild polio cases by country and date of onset of paralysis in EMR, 2011 & 2012

Year	COUNTRY	P1			P3			Total Count	First Case	Last Case
		Count	First Case	Last Case	Count	First Case	Last Case			
2011	AFG	80	11/01/2011	16/12/2011				80	11/01/2011	16/12/2011
	PAK	195	03/01/2011	28/12/2011	2	09/06/2011	27/09/2011	197	03/01/2011	28/12/2011
2011 Total		275	03/01/2011	28/12/2011	2	09/06/2011	27/09/2011	277	03/01/2011	28/12/2011
2012	AFG	1	01/01/2012	01/01/2012				1	01/01/2012	01/01/2012
	PAK	3	01/01/2012	06/01/2012				3	01/01/2012	06/01/2012
2012 Total		4	01/01/2012	06/01/2012				4	01/01/2012	06/01/2012



Wild Polio cases by district and date of onset of paralysis, Afghanistan 2011

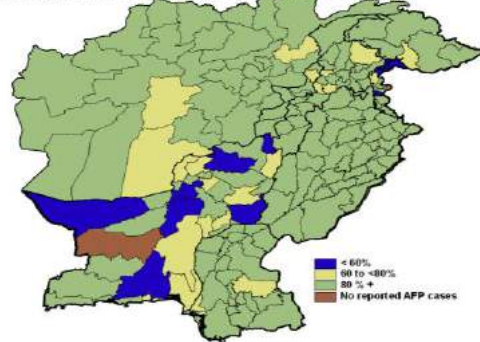
PROVINCE	DISTRICT	P1		
		Count	First case	Last case
KANDAHAR	MAYWAND	8	25/04/2011	16/12/2011
	SPIN BOLDAK	3	10/11/2011	12/12/2011
	KANDAHAR	13	23/05/2011	11/12/2011
	KHAKREZ	1	28/11/2011	28/11/2011
	PANJWAYI	4	15/08/2011	24/11/2011
	SHAH WALI KOT	3	05/08/2011	03/11/2011
	ARGHANDAB (K)	1	25/09/2011	25/09/2011
	DAMAN	2	11/01/2011	19/06/2011
FARAH	KHAKI SAFED	1	13/12/2011	13/12/2011
	BAKWA	3	26/04/2011	05/12/2011
	BALA BULUK	1	10/06/2011	10/06/2011
HILMAND	NAD ALI	8	05/08/2011	03/12/2011
	NAHRI SARRAJ	5	29/05/2011	02/12/2011
	LASHKAR GAH	1	16/09/2011	16/09/2011
	KAJAKI	1	01/09/2011	01/09/2011
	NAWAY_I_BARAKZAYI	1	30/08/2011	30/08/2011
	MUSA QALA	3	08/05/2011	28/06/2011
BAGHLHAN	KHOST WA FIRING	1	02/12/2011	02/12/2011
	BAGHLAN	1	07/10/2011	07/10/2011
URUZGAN	DIHRAWUD	2	12/11/2011	29/11/2011
	TIRIN KOT	1	23/11/2011	23/11/2011
	SHAHIDI HASSAS	1	11/10/2011	11/10/2011
	NESH	1	25/09/2011	25/09/2011
FARYAB	ALMAR	2	14/10/2011	19/11/2011
KAPISA	MAHMUD RAQI	1	14/11/2011	14/11/2011
KUNDUZ	ALI ABAD	1	04/11/2011	04/11/2011
PARWAN	CHAHARIKAR	3	30/08/2011	04/11/2011
PAKTIKA	BARMAL	1	14/10/2011	14/10/2011
ZABUL	SHINKAY	1	05/10/2011	05/10/2011
	DAYCHOPAN	1	02/10/2011	02/10/2011
	QALAT	1	22/09/2011	22/09/2011
KUNAR	DANGAM	1	02/10/2011	02/10/2011
NANGARHAR	LAL PUR	1	28/09/2011	28/09/2011
BADGHIS	MUQUR (B)	1	04/09/2011	04/09/2011
Grand Total		80	11/01/2011	16/12/2011

Kandahar P1 case (AFG/08/11/103) was identified as wild by a positive contact with date of stool collection 30/05/11
 Maywand P1 case (AFG/08/11/110) was identified as wild by a positive contact with date of stool collection 29/05/11
 Bala Buluk P1 case (AFG/03/11/132) was identified as wild by a positive contact with date of stool collection 13/06/11
 Ali Abad P1 case (AFG/01/11/217) was identified as wild by a positive contact with date of stool collection 29/09/2011
 Arghandab (K) P1 case (AFG/08/11/257) was identified as wild by a positive contact with date of stool collection 14/10/11
 Chaharikar P1 case (AFG/05/11/240) was identified as wild by a positive contact with date of stool collection 23/10/211
 Chaharikar P1 case (AFG/05/11/271) was identified as wild by a positive contact with date of stool collection 24/11/2011
 Al Mar P1 case (AFG/02/11/274) was identified as wild by a positive contact with date of stool collection 06/12/2011
 Khaki Safed P1 case (AFG/03/11/283) was identified as wild by a positive contact with date of stool collection 25/12/2011

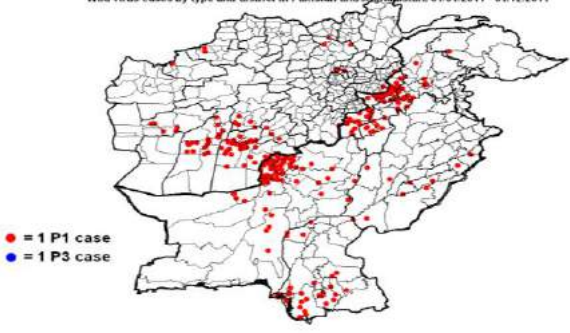
Non polio AFP rate in Afghanistan by province and Pakistan by district, 01/01/2011- 31/12/2011



Percent of AFP cases with adequate samples in Afghanistan by province and Pakistan by district, 01/01/2011 - 31/12/2011



Wild virus cases by type and district in Pakistan and Afghanistan, 01/01/2011 - 31/12/2011



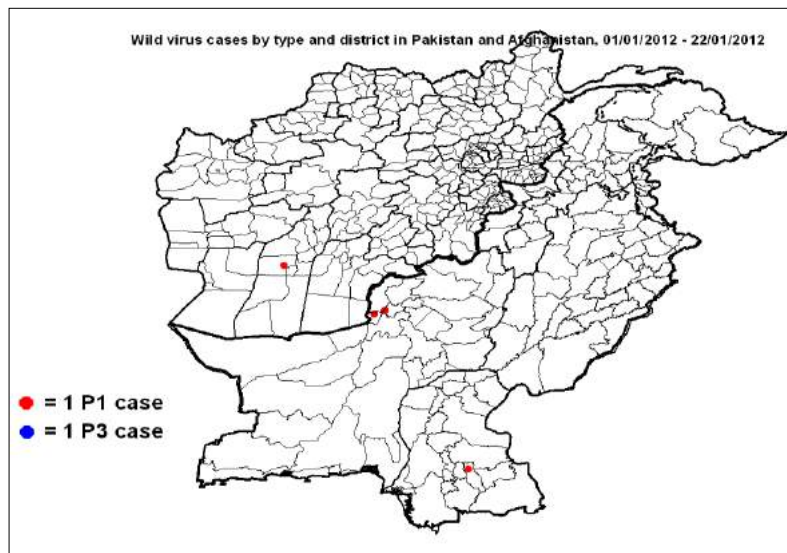
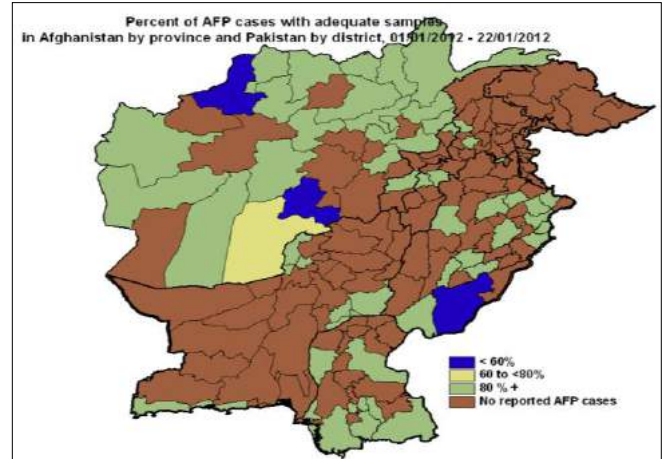
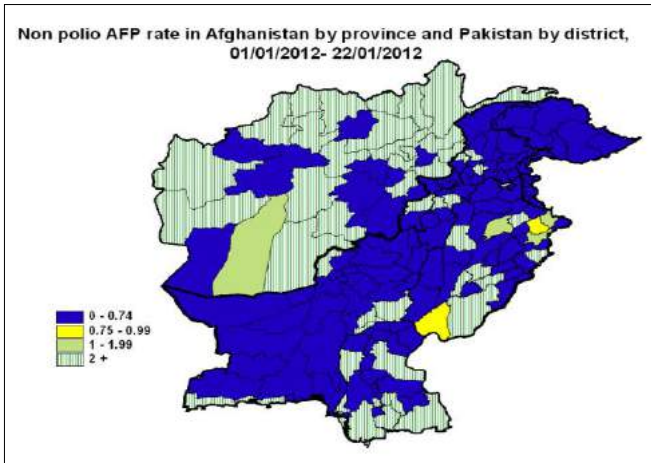
* District RY Khan, Punjab Province, was identified as an infected district by isolating wild type P1 virus from a healthy child with date of stool collection 08/01/2011
 * District Nsirabad, Balochistan Province, was identified as an infected district by isolating wild type P1 virus from a healthy child with date of stool collection 26/01/2011
 * District Faisalabad, Punjab Province, was identified as an infected district by isolating wild type P1 virus from a healthy child with date of stool collection 28/07/2011
 * District Muzfargarh, Punjab Province, was identified as an infected district by isolating wild type P1 virus from a healthy child with date of stool collection 07/08/2011



Wild Polio cases by district and date of onset of paralysis, Pakistan 2011

PROVINCE	DISTRICT	P1			P3						
		Count	First case	Last case	Count	First case	Last case				
FATA	KHYBER	22	15/01/2011	28/12/2011	2	09/06/2011	27/09/2011				
	WAZIR-N	14	18/08/2011	08/12/2011							
	BAJOUR	2	24/09/2011	11/11/2011							
	WAZIR-S	4	22/07/2011	17/10/2011							
	MOHMAND	4	03/01/2011	05/07/2011							
	ORAKZAI	2	06/05/2011	15/06/2011							
	KURRAM	1	06/03/2011	06/03/2011							
KHYBER PAKHTOON	CHARSADA	1	28/12/2011	28/12/2011							
	TANK	3	17/11/2011	18/12/2011							
	PESHAWAR	6	16/01/2011	25/11/2011							
	BANNU	2	21/05/2011	24/11/2011							
	KOHAT	6	28/01/2011	22/11/2011							
	BUNIR	3	10/09/2011	11/11/2011							
	NOWSHERA	2	22/09/2011	28/10/2011							
	LAKKIMRWT	3	09/03/2011	27/10/2011							
	SWABI	1	14/10/2011	14/10/2011							
	DIRUPPER	1	19/09/2011	19/09/2011							
	TORGHAR	2	06/04/2011	22/05/2011							
	PUNJAB	LAHORE	1	24/12/2011				24/12/2011			
		VEHARI	2	16/10/2011				12/12/2011			
DGKHAN		1	08/12/2011	08/12/2011							
MUZFARGARH		1	02/12/2011	02/12/2011							
BAHAWALPUR		1	04/11/2011	04/11/2011							
RYKHAN		1	11/10/2011	11/10/2011							
LODHRAN		1	04/09/2011	04/09/2011							
OKARA		1	13/08/2011	13/08/2011							
SINDH	BADIN	4	22/02/2011	19/12/2011							
	THATTA	8	10/04/2011	06/12/2011							
	KHIBALDIA	2	07/10/2011	10/11/2011							
	KHIGIQBAL	1	10/10/2011	10/10/2011							
	JACOBABAD	1	09/10/2011	09/10/2011							
	KASHMORE	1	07/10/2011	07/10/2011							
	KAMBAR	2	28/09/2011	05/10/2011							
	KHIGADAP	2	05/04/2011	21/09/2011							
	KHISITE	2	07/05/2011	16/09/2011							
	UMERKOT	1	24/08/2011	24/08/2011							
	HYDERABAD	1	19/08/2011	19/08/2011							
	JAMSHORO	1	29/05/2011	29/05/2011							
	SANGHAR	2	20/01/2011	19/04/2011							
	KHISADDAR	1	05/04/2011	05/04/2011							
	KHIORANGI	1	29/03/2011	29/03/2011							
	TMKHAN	2	18/02/2011	04/03/2011							
	T.ALLAHYAR	1	21/01/2011	21/01/2011							
	BALOCHISTAN	KABDULAH	22	02/03/2011				15/12/2011			
		KHUZDAR	5	03/05/2011				03/12/2011			
		QUETTA	15	22/06/2011				01/12/2011			
HARNAI		1	26/11/2011	26/11/2011							
PISHIN		16	19/02/2011	12/11/2011							
BARKHAN		1	29/10/2011	29/10/2011							
MASTUNG		2	20/10/2011	23/10/2011							
KSAIFULAH		2	20/09/2011	20/10/2011							
LORALAI		3	05/09/2011	30/09/2011							
KALAT		1	10/08/2011	10/08/2011							
DBUGTI		1	12/07/2011	12/07/2011							
KOHLU		1	08/07/2011	08/07/2011							
NOSHKI		3	01/04/2011	28/04/2011							
GILGIT BALTISTAN		DIAMIR	1	18/05/2011	18/05/2011						
Grand Total			195	03/01/2011	28/12/2011	2	09/06/2011	27/09/2011			

Sanghar P1 case (SD/32/11/005) was identified as wild by a positive contact with date of stool collection 26/01/2011
Peshawar P1 case (NW/30/11/025) was identified as wild by a positive contact with date of stool collection 10/03/2011
Torghar P1 case (NW/15/11/001) was identified as wild by a positive contact with date of stool collection 21/04/2011
Khuzdar P1 case (BN/54/11/013) was identified as wild by a positive contact with date of stool collection 25/07/2011
Wazir-S P1 case (NW/65/11/015) was identified as wild by a positive contact with date of stool collection 12/10/2011
Ksaifulah P1 case (BN/25/11/005) was identified as wild by a positive contact with date of stool collection 21/11/2011
DGKhan P1 case (PB/81/11/145) was identified as wild by a positive contact with date of stool collection 15/12/2011
Kabdulah P1 case (BN/14/11/042) was identified as wild by a positive contact with date of stool collection 17/12/2011
Khuzdar P1 case (BN/54/11/019) was identified as wild by a positive contact with date of stool collection 24/12/2011



Wild Polio cases by district and date of onset of paralysis, Afghanistan 2012

		P1			
PROVINCE	DISTRICT	Count	First case	Last case	
HILMAND	NAD ALI	1	01/01/2012	01/01/2012	
Grand Total		1	01/01/2012	01/01/2012	

Wild Polio cases by district and date of onset of paralysis, Pakistan 2012

		P1			
PROVINCE	DISTRICT	Count	First case	Last case	
BALUCHISTAN	QUETTA	2	01/01/2012	06/01/2012	
SINDH	MIRPURKHAS	1	03/01/2012	03/01/2012	
Grand Total		3	01/01/2012	06/01/2012	