



Table 1: Acute Flaccid Paralysis (AFP) cases by week of onset

Country	Reported AFP cases by week of onset - Week (02/12)/ Ending on : (15/01/12)														
	Total AFP 2010	Total AFP 2011	Total AFP to date, 2012	W 43 30 Oct 11	W 44 06 Nov 11	W 45 13 Nov 11	W 46 20 Nov 11	W 47 27 Nov 11	W 48 04 Dec 11	W 49 11 Dec 11	W 50 18 Dec 11	W 51 25 Dec 11	W 52 01 Jan 12	W 01 08 Jan 12	W 02 15 Jan 12
Afghanistan	1572	1817	25	26	30	33	29	36	41	34	27	30	30	16	3
Bahrain	10	8	0	0	0	0	0	0	1	0	0	1	0	0	0
Djibouti	3	6	0	0	0	0	0	0	0	1	0	0	0	0	0
Egypt	1151	1022	27	13	8	16	16	26	16	14	18	25	20	14	4
Iran	622	593	9	13	11	11	7	16	11	18	11	14	7	9	0
Iraq	489	526	4	5	2	7	16	5	12	12	9	8	4	3	
Jordan ****	40	30	0	2	0	1	1	1	0	1	0	3	0	0	
Kuwait	24	37	3	0	0	1	2	1	3	0	4	0	5	2	0
Lebanon ****	19	22	0	2	0	0	1	1	0	0	1	1	0	0	
Libya	46	35	0	0	2	0	3	1	2	1	0	1	1	0	
Morocco	100	76	0	2	0	2	2	0	1	2	4	4	1	0	
Oman	33	40	0	1	0	0	2	0	1	1	0	1	1	0	
Pakistan	5393	5626	21	116	108	98	97	86	78	97	81	65	47	10	
Palestine ****	15	17	0	0	0	0	1	0	2	0	0	0	0	0	0
Qatar	5	6	0	0	0	0	1	0	0	0	0	0	2	0	0
Saudi Arabia	239	213	6	3	4	2	3	1	1	2	6	4	7	2	0
Somalia	164	172	1	2	4	5	0	5	2	3	2	5	4	1	
Sudan	408	361	4	1	1	7	8	14	8	11	9	15	6	4	0
South Sudan	310	340	0	8	3	6	5	1	5	4	3	1	1	0	
Syria ****	194	167	0	0	2	1	3	3	3	1	2	2	6	0	
Tunisia	57	47	0	1	0	1	4	1	0	0	1	3	0	0	
U.A.E	18	25	2	0	0	0	0	3	1	2	1	0	0	2	0
Yemen	426	384	3	10	1	6	10	5	4	7	6	8	10	1	
Total EMR	11338	11570	105	205	176	197	211	206	192	211	185	191	152	64	7

No data = No report received

Table 2: Confirmed polio cases by month of onset

Country	Total year 2010	Total year 2011	15/01		Confirmed polio cases by month of onset											
			2011	2012	February 2011	March 2011	April 2011	May 2011	June 2011	July 2011	August 2011	September 2011	October 2011	November 2011	December 2011	January 2012
Afghanistan	25	80	1	0	0	0	2	4	4	1	16	14	13	15	10	
Bahrain	0	0	0	0	0	0	0	0	0	0	0	0	0	0	0	
Djibouti	0	0	0	0	0	0	0	0	0	0	0	0	0	0	0	
Egypt	0	0	0	0	0	0	0	0	0	0	0	0	0	0	0	
Iran	0	0	0	0	0	0	0	0	0	0	0	0	0	0	0	
Iraq	0	0	0	0	0	0	0	0	0	0	0	0	0	0	0	
Jordan ****	0	0	0	0	0	0	0	0	0	0	0	0	0	0	0	
Kuwait	0	0	0	0	0	0	0	0	0	0	0	0	0	0	0	
Lebanon ****	0	0	0	0	0	0	0	0	0	0	0	0	0	0	0	
Libya	0	0	0	0	0	0	0	0	0	0	0	0	0	0	0	
Morocco	0	0	0	0	0	0	0	0	0	0	0	0	0	0	0	
Oman	0	0	0	0	0	0	0	0	0	0	0	0	0	0	0	
Pakistan	144	197	2	1	8	11	12	13	8	11	17	34	37	18	20	1
Palestine ****	0	0	0	0	0	0	0	0	0	0	0	0	0	0	0	
Qatar	0	0	0	0	0	0	0	0	0	0	0	0	0	0	0	
Saudi Arabia	0	0	0	0	0	0	0	0	0	0	0	0	0	0	0	
Somalia	0	0	0	0	0	0	0	0	0	0	0	0	0	0	0	
Sudan	0	0	0	0	0	0	0	0	0	0	0	0	0	0	0	
South Sudan	0	0	0	0	0	0	0	0	0	0	0	0	0	0	0	
Syria ****	0	0	0	0	0	0	0	0	0	0	0	0	0	0	0	
Tunisia	0	0	0	0	0	0	0	0	0	0	0	0	0	0	0	
U.A.E	0	0	0	0	0	0	0	0	0	0	0	0	0	0	0	
Yemen	0	0	0	0	0	0	0	0	0	0	0	0	0	0	0	
Total EMR	169	277	3	1	8	11	14	17	12	12	33	48	50	33	30	1

**** UNRWA cases are included with those of country of residence



Table 3: Investigation of AFP cases with paralysis onset in 2011 & 2012 (up to week 01 ending 08 January 2012)

COUNTRY	2011												2012												Latest line List Date		
	AFP										Specimen	Wild isolates		AFP										Specimen		Wild isolates	
	Total AFP cases onset 2011	Case classification					Non polio AFP rate **	AFP cases pending classification > 90 days from onset of paralysis	AFP cases pending classification and lab > 90 days from onset of paralysis	% with *** adequate specimens		Wild P1 Poliovirus	Wild P3 Poliovirus	Total AFP cases onset 2012	Case classification					Annualized Non polio AFP rate **	AFP cases pending classification > 90 days from onset of paralysis	AFP cases pending classification and lab > 90 days from onset of paralysis	% with *** adequate specimens			Wild P1 Poliovirus	Wild P3 Poliovirus
		Total Confirmed Polio Cases *	Polio Compatible	Pending Classification	Discarded (non polio AFP)	VDPV					Total Confirmed Polio Cases *				Polio Compatible	Pending Classification	Discarded (non polio AFP)	VDPV									
Afghanistan	1817	80	7	69	1660	1	9.97	6	4	92.52	80	0	25	0	0	25	0	0	3.49	0	0	88.00	0	0	15/01/2012		
Bahrain	8	0	0	2	6	0	3.89	0	0	100.00	0	0	0	0	0	0	0	0	0	0	0	0	0	0	16/01/2012		
Djibouti	6	0	0	1	5	0	2.08	0	0	66.67	0	0	0	0	0	0	0	0	0	0	0	0	0	0	08/01/2012		
Egypt	1022	0	0	71	950	1	3.32	1	1	92.66	0	0	27	0	0	27	0	0	2.14	0	0	44.44	0	0	12/01/2012		
Iran	593	0	0	28	563	2	3.34	4	0	92.07	0	0	9	0	0	9	0	0	1.24	0	0	100.00	0	0	15/01/2012		
Iraq	526	0	0	22	504	0	3.64	9	1	89.92	0	0	4	0	0	4	0	0	0.68	0	0	100.00	0	0	13/01/2012		
Jordan	30	0	0	9	21	0	1.25	0	0	96.67	0	0	0	0	0	0	0	0	0	0	0	0	0	0	08/01/2012		
Kuwait	37	0	0	4	33	0	4.97	0	0	94.59	0	0	3	0	0	3	0	0	9.81	0	0	100.00	0	0	15/01/2012		
Lebanon	22	0	0	14	8	0	1.99	9	3	45.45	0	0	0	0	0	0	0	0	0	0	0	0	0	0	13/01/2012		
Libya	35	0	0	6	29	0	1.71	1	1	100.00	0	0	0	0	0	0	0	0	0	0	0	0	0	0	14/01/2012		
Morocco	76	0	0	14	62	0	0.76	1	1	78.95	0	0	0	0	0	0	0	0	0	0	0	0	0	0	14/01/2012		
Oman	40	0	0	3	37	0	5.18	0	0	92.50	0	0	0	0	0	0	0	0	0	0	0	0	0	0	11/01/2012		
Pakistan	5626	197	15	276	5138	0	6.56	67	8	88.04	195	2	21	1	0	20	0	0	0.59	0	0	100.00	1	0	14/01/2012		
Palestine	17	0	0	3	14	0	1.06	0	0	100.00	0	0	0	0	0	0	0	0	0	0	0	0	0	0	15/01/2012		
Qatar	6	0	0	3	3	0	2.57	0	0	83.33	0	0	0	0	0	0	0	0	0	0	0	0	0	0	15/01/2012		
Saudi Arabia	213	0	0	21	192	0	2.47	0	0	99.06	0	0	6	0	0	6	0	0	1.66	0	0	100.00	0	0	15/01/2012		
Somalia	172	0	0	19	146	6	3.43	0	0	99.42	0	0	1	0	0	1	0	0	0.47	0	0	100.00	0	0	13/01/2012		
Sudan	361	0	0	7	354	0	2.43	0	0	96.95	0	0	4	0	0	4	0	0	0.64	0	0	100.00	0	0	15/01/2012		
South Sudan	340	0	0	23	316	2	4.46	2	0	93.24	0	0	0	0	0	0	0	0	0	0	0	0	0	0	13/01/2012		
Syria	167	0	0	12	155	0	1.70	1	0	92.22	0	0	0	0	0	0	0	0	0	0	0	0	0	0	12/01/2012		
Tunisia	47	0	0	4	43	0	1.81	0	0	93.62	0	0	0	0	0	0	0	0	0	0	0	0	0	0	11/01/2012		
U.A.E	25	0	0	0	25	0	2.47	0	0	100.00	0	0	2	0	0	2	0	0	4.81	0	0	100.00	0	0	15/01/2012		
Yemen	384	0	0	62	313	9	3.48	19	10	93.23	0	0	3	0	0	3	0	0	0.62	0	0	100.00	0	0	14/01/2012		
EMR	11570	277	22	673	10577	21	4.65	120	29	90.49	275	2	105	1	0	104	0	0	1.04	0	0	82.86	1	0			
2010	11338	169	31	0	11129	10	4.63	0	0	90.86	137	32															

* Confirmed polio cases refer to wild isolation from AFP cases or from contacts of negative index AFP cases

** Non-polio AFP per 100,000 children <15 years

*** Adequate here refers to two stool specimens collected at least 24 hours apart, within 14 days of paralysis onset

**** AFP cases co infected with P1 and P3 are counted separately as wild isolates



Table 4: Investigation of contacts of AFP cases with paralysis onset in 2011 (up to week 52 ending 01/01/2012)

Country	No. of AFP cases	No. of eligible AFP cases for contact sampling*	% of eligible AFP cases with contact samplings	% of eligible AFP cases with 3+ contacts	Total number of Contacts**	% of contacts under 5 years	% of contacts with specimens collected within 7 days of notification of index	% Contact specimens in lab within 3 days of collection	% Contact specimens positive for NPEV	% Contact specimens positive for Sabin like virus	No. of contacts positive for wild virus	% of wild polio virus isolation from contacts	No. of Contacts positive for VDPVs	No. of -ve index AFP cases identified positive by contact	No. of district identified infected from contacts
Afghanistan	1817	136	80.1	80.1	776	95.7	73.1	32.9	25.5	3.0	14	1.9		9	6
Bahrain	8	0			0						0			0	0
Djibouti	6	2	0.0	0.0	0						0			0	0
Egypt	1022	95	100.0	98.9	470	78.3	65.1	97.9	15.3	3.5	0	0.0		0	0
Iran	593	47	44.7	31.9	133	72.9	36.1	86.3	1.5	8.4	0	0.0		0	0
Iraq	526	53	69.8	56.6	142	74.6	32.4	83.6	15.7	2.1	0	0.0		0	0
Jordan	30	1	0.0	0.0	0						0			0	0
Kuwait	37	2	100.0	100.0	87	40.2	79.3	100.0	1.3	0.0	0	0.0		0	0
Lebanon	22	12	41.7	33.3	18	16.7	38.9	0.0	0.0	0.0	0	0.0		0	0
Libya	35	0			0						0			0	0
Morocco	76	16	56.3	50.0	43	27.9	46.5	51.4	8.1	0.0	0	0.0		0	0
Oman	40	3	0.0	0.0	147	97.3	78.9	96.6	15.1	4.8	0	0.0		0	0
Pakistan	5626	673	84.1	82.5	1959	91.0	65.6	76.1	24.5	5.3	19	1.0		9	3
Palestine	17	0			0						0			0	0
Qatar	6	1	0.0	0.0	0						0			0	0
Saudi Arabia	213	2	100.0	100.0	17	88.2	17.6	46.2	0.0	0.0	0	0.0		0	0
Somalia	172	1	100.0	100.0	506	88.5	98.4	12.8	14.3	4.0	0	0.0	9	0	0
Sudan	361	11	100.0	100.0	315	86.0	48.6	30.1	10.2	2.7	0	0.0		0	0
South Sudan	340	23	78.3	69.6	945	84.4	88.8	1.3	15.8	1.3	0	0.0	2	0	0
Syria	167	13	53.8	46.2	59	81.4	57.6	72.7	9.1	0.0	0	0.0		0	0
Tunisia	47	3	100.0	100.0	33	21.2	45.5	46.4	7.1	0.0	0	0.0		0	0
U.A.E.	25	0			0						0			0	0
Yemen	384	26	76.9	76.9	106	73.6	48.1	0.0	26.2	1.5	0	0.0	1	0	0
Grand Total 2011	11570	1120	80.9	78.2	5756	86.1	70.5	52.3	19.2	3.7	33	0.6	12	18	9
Grand Total 2010	11338	1062	80.7	75.7	5149	82.9	71.6	53.5	18.6	3.3	13	0.3	5	8	4

* Eligible refers to AFP cases with inadequate stool specimens

** Total number of contacts from eligible AFP cases and from other AFP cases as per with country criteria for contact sampling

Last wild contacts in EMRO, 01/01/2011-31/12/2011

Year	Country	Data	Date of Most Recent stool collection
		Count of wild contacts	
2011	Afghanistan	14	25/12/2011
	Pakistan	19	24/12/2011
Grand Total		33	25/12/2011



Table 5: Laboratory investigation of AFP cases with paralysis onset in 2012 (up to week 02 ending 15 January 2012)

Country	Polio laboratories Sequencing performed by CDC and RIVM laboratories	AFP cases with specimens	Preliminary virus isolation results of AFP cases						Poliovirus intratypic differentiation results #											Indicators				Latest report Date				
			Referred for ITD		NPEV only	Negative	Pending		Type 1			Type 2			Type 3		Discordant pending sequence	NPEV by PCR	Non-EV	Pending ITD	% specimens positive for NPEV*	% AFP cases with culture results within 14 days	% AFP cases with ITD results within 7 days		% AFP cases with ITD results within 45 days of onset**			
			L20B+	L20B+INPEV			received <= 14 days	received > 14 days ago	Wild	Sabin	VDPV	Wild	Sabin	VDPV	Wild	Sabin										VDPV		
Afghanistan	RRL Pakistan	11					11																					13/01/2012
Bahrain	PNL Oman																											15/01/2012
Djibouti	NPL Kenya																											08/01/2012
Egypt***	RRL Egypt	6					6														27%						15/01/2012	
Iran	NPL Iran	9					9																				15/01/2012	
Iraq	NPL Iraq, RRL Egypt	5					5																				13/01/2012	
Jordan	NPL Jordan, RRL Tunisia																				0%						15/01/2012	
Kuwait	RRL Kuwait	9					9																				15/01/2012	
Lebanon	RRL Egypt																										15/01/2012	
Libya	RRL Tunisia																										06/01/2012	
Morocco	NPL Morocco, RRL Tunisia	2					2																				13/01/2012	
Oman	NPL Oman																										15/01/2012	
Pakistan	RRL Pakistan	44	1				44		1												0%			100%			13/01/2012	
Palestine & UNRWA																											15/01/2012	
Qatar	NPL Oman	2					2																				15/01/2012	
Saudi Arabia	NPL Saudi Arabia, NPL Oman	6					6																				14/01/2012	
Somalia	NPL Kenya	1					1																				13/01/2012	
Sudan	NPL Sudan, NICD, S. Africa	4					4																				15/01/2012	
South Sudan	NPL Kenya																										13/01/2012	
Syria	NPL Syria, RRL Tunisia	1					1																				15/01/2012	
Tunisia	RRL Tunisia																										06/01/2012	
U.A.E	NPL Oman																										15/01/2012	
Yemen	NPL Oman																										15/01/2012	
Total EMR 2012		100	1				100		1												18%			100%				
Total EMR 2011		11468	642	55	2008	8536	179	53	257	171	1	103	13	2	202		4	5	37	3	16%	94%	98%	95%				

* Specimens from all sources including non-AFP cases, excluding environmental samples

** This indicator reflects surveillance and laboratory activities

*** Environmental surveillance initiated in Egypt in September 2000 showed the following:

Year	2000	2001	2002	2003	2004	2005	2006	2007	2008	2009	2010	2011	Grand Total
Negative	52	55	136	299	469	499	492	458	444	481	415	433	4233
Pending												15	29
Wild	2	75	26	12	13	2			2		1		133
Grand Total	54	130	162	311	482	501	492	458	446	481	416	448	4395

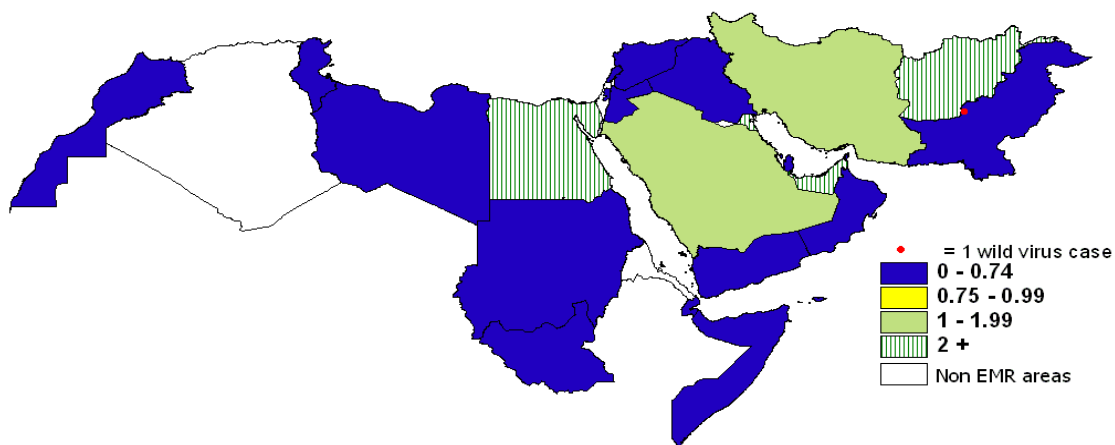
In 2008, out of 446 samples, 2 positive for wild virus in Giza governorate (Al Haram Site) genomic sequence data indicate importation from Ethiopia / South Sudan & Cairo governorate (Al Haggana 2) genomic sequence data indicate nearest importation from India. In 2011, 1 positive sample for wild virus in Aswan governorate (Aswan City) genomic sequence data indicate nearest importation from Sudan.

****Environmental surveillance initiated in Pakistan in August 2009 showed the following:

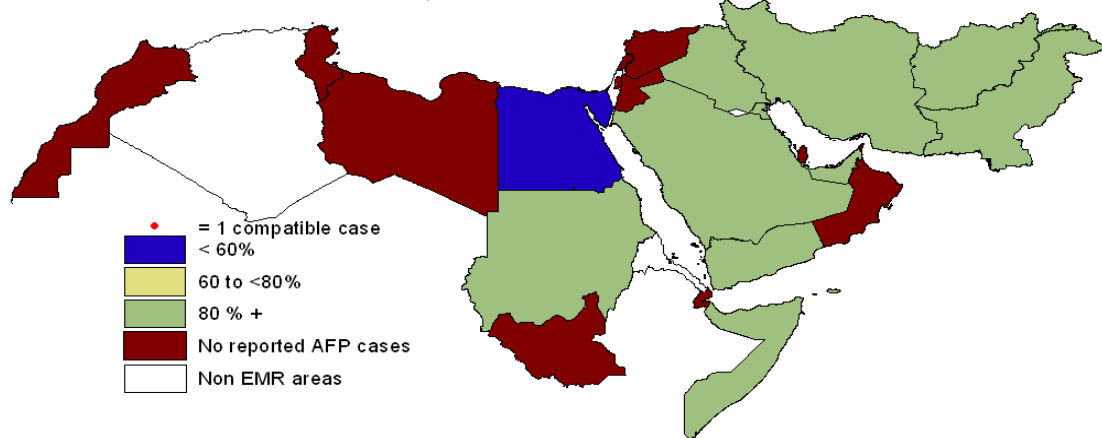
Year	2009				2009 Total	2010				2010 Total	2011				2011 Total	2012				2012 Total			
Status	KHIBALDA TOWN	KHIGADAPT TOWN	KHIGULSHAN-E-CBHAL TOWN	LAHORE		KHIBALDA TOWN	KHIGADAPT TOWN	KHIGULSHAN-E-CBHAL TOWN	LAHORE		KHIBALDA TOWN	KHIGADAPT TOWN	KHIGULSHAN-E-CBHAL TOWN	LAHORE		KHIGADAPT TOWN	KHIGULSHAN-E-CBHAL TOWN	LAHORE	FESHAWAR	QUETTA	MILTAN		
Negative	9	3	5	10	27	10	11	12	27	68	7	8	10	17	5	1	4	15					
Pending																							7
Wild	1	8	7	2	18	6	20	12	6	44	4	27	14	19	18	11	19	20					
Grand Total	10	11	12	12	45	16	31	24	33	144	11	26	24	36	24	12	24	36					7



Non polio AFP rate and wild virus in EMR, 01/01/2012 - 15/01/2012



Percent of AFP cases with adequate samples and compatible cases in EMR, 01/01/2012 - 15/01/2012



Wild polio cases by country and date of onset of paralysis in EMR, 2011 & 2012

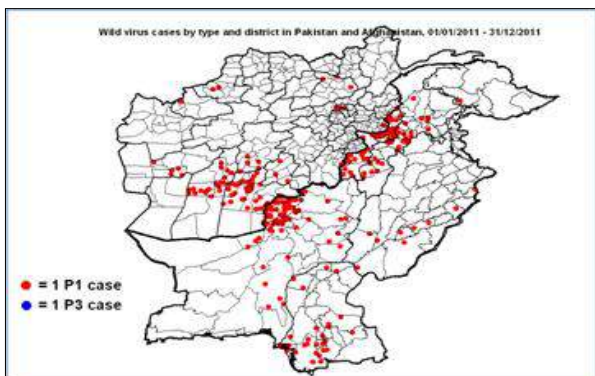
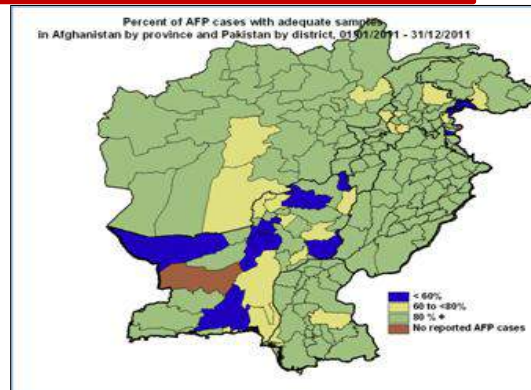
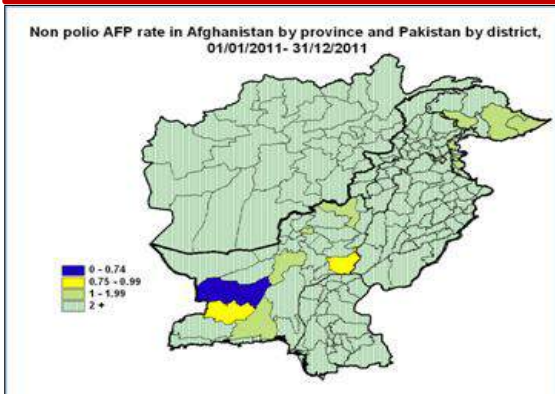
Year	COUNTRY	P1			P3			Total Count	First Case	Last Case
		Count	First Case	Last Case	Count	First Case	Last Case			
2011	AFG	80	11/01/2011	16/12/2011				80	11/01/2011	16/12/2011
	PAK	195	03/01/2011	28/12/2011	2	09/06/2011	27/09/2011	197	03/01/2011	28/12/2011
2011 Total		275	03/01/2011	28/12/2011	2	09/06/2011	27/09/2011	277	03/01/2011	28/12/2011
2012	PAK	1	01/01/2012	01/01/2012				1	01/01/2012	01/01/2012
2012 Total		1	01/01/2012	01/01/2012				1	01/01/2012	01/01/2012



Wild Polio cases by district and date of onset of paralysis, Afghanistan 2011

PROVINCE	DISTRICT	P1		
		Count	First case	Last case
KANDAHAR	MAYWAND	8	25/04/2011	16/12/2011
	SPIN BOLDAK	3	10/11/2011	12/12/2011
	KANDAHAR	13	23/05/2011	11/12/2011
	KHAKREZ	1	28/11/2011	28/11/2011
	PANJWAYI	4	15/08/2011	24/11/2011
	SHAH WALI KOT	3	05/08/2011	03/11/2011
	ARGHANDAB (K)	1	25/09/2011	25/09/2011
	DAMAN	2	11/01/2011	19/06/2011
FARAH	KHAKI SAFED	1	13/12/2011	13/12/2011
	BAKWA	3	26/04/2011	05/12/2011
	BALA BULUK	1	10/06/2011	10/06/2011
HILMAND	NAD ALI	8	05/08/2011	03/12/2011
	NAHRI SARRAJ	5	29/05/2011	02/12/2011
	LASHKAR GAH	1	16/09/2011	16/09/2011
	KAJAKI	1	01/09/2011	01/09/2011
	NAWAY_I_BARAKZAYI	1	30/08/2011	30/08/2011
	MUSA QALA	3	08/05/2011	28/06/2011
BAGHLHAN	KHOST WA FIRING	1	02/12/2011	02/12/2011
	BAGHLAN	1	07/10/2011	07/10/2011
URUZGAN	DIHRAWUD	2	12/11/2011	29/11/2011
	TIRIN KOT	1	23/11/2011	23/11/2011
	SHAHIDI HASSAS	1	11/10/2011	11/10/2011
	NESH	1	25/09/2011	25/09/2011
FARYAB	ALMAR	2	14/10/2011	19/11/2011
KAPISA	MAHMUD RAQI	1	14/11/2011	14/11/2011
KUNDUZ	ALI ABAD	1	04/11/2011	04/11/2011
PARWAN	CHAHARIKAR	3	30/08/2011	04/11/2011
PAKTIKA	BARMAL	1	14/10/2011	14/10/2011
ZABUL	SHINKAY	1	05/10/2011	05/10/2011
	DAYCHOPAN	1	02/10/2011	02/10/2011
	QALAT	1	22/09/2011	22/09/2011
KUNAR	DANGAM	1	02/10/2011	02/10/2011
NANGARHAR	LAL PUR	1	28/09/2011	28/09/2011
BADGHIS	MUQUR (B)	1	04/09/2011	04/09/2011
Grand Total		80	11/01/2011	16/12/2011

Kandahar P1 case (AFG/08/11/103) was identified as wild by a positive contact with date of stool collection 30/05/11
 Maywand P1 case (AFG/08/11/110) was identified as wild by a positive contact with date of stool collection 29/05/11
 Bala Buluk P1 case (AFG/03/11/132) was identified as wild by a positive contact with date of stool collection 13/06/11
 Ali Abad P1 case (AFG/01/11/217) was identified as wild by a positive contact with date of stool collection 29/09/2011
 Arghandab (K) P1 case (AFG/08/11/257) was identified as wild by a positive contact with date of stool collection 14/10/11
 Chaharikar P1 case (AFG/05/11/240) was identified as wild by a positive contact with date of stool collection 23/10/211
 Chaharikar P1 case (AFG/05/11/271) was identified as wild by a positive contact with date of stool collection 24/11/2011
 Al Mar P1 case (AFG/02/11/274) was identified as wild by a positive contact with date of stool collection 06/12/2011
 Khaki Safed P1 case (AFG/03/11/283) was identified as wild by a positive contact with date of stool collection 25/12/2011



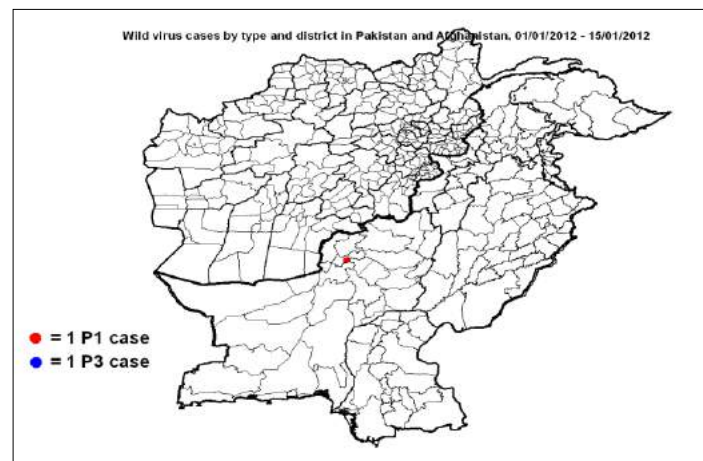
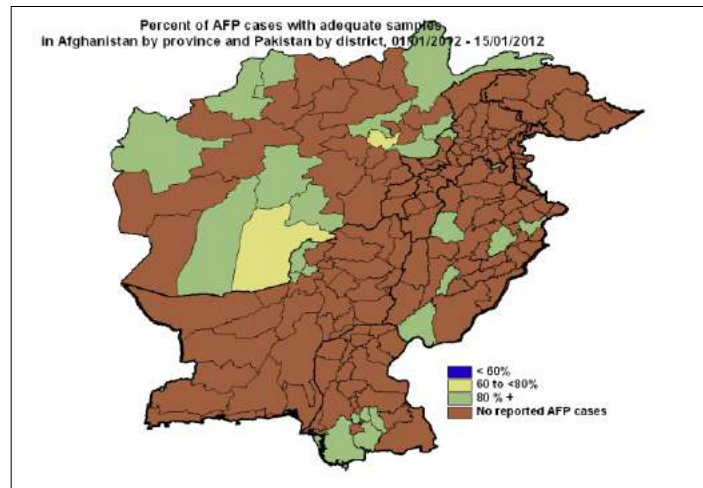
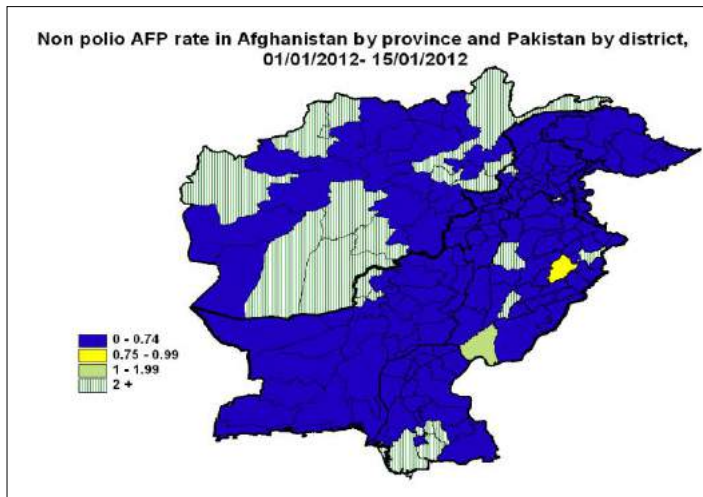
* District RY Khan, Punjab Province, was identified as an infected district by isolating wild type P1 virus from a healthy child with date of stool collection 08/01/2011
 * District Nsirabad, Balochistan Province, was identified as an infected district by isolating wild type P1 virus from a healthy child with date of stool collection 26/01/2011
 * District Faisalabad, Punjab Province, was identified as an infected district by isolating wild type P1 virus from a healthy child with date of stool collection 28/07/2011
 * District Muzfargarh, Punjab Province, was identified as an infected district by isolating wild type P1 virus from a healthy child with date of stool collection 07/08/2011



Wild Polio cases by district and date of onset of paralysis, Pakistan 2011

PROVINCE	DISTRICT	P1			P3						
		Count	First case	Last case	Count	First case	Last case				
FATA	KHYBER	22	15/01/2011	28/12/2011	2	09/06/2011	27/09/2011				
	WAZIR-N	14	18/08/2011	08/12/2011							
	BAJOUR	2	24/09/2011	11/11/2011							
	WAZIR-S	4	22/07/2011	17/10/2011							
	MOHMAND	4	03/01/2011	05/07/2011							
	ORAKZAI	2	06/05/2011	15/06/2011							
	KURRAM	1	06/03/2011	06/03/2011							
KHYBER PAKHTOON	CHARSADA	1	28/12/2011	28/12/2011							
	TANK	3	17/11/2011	18/12/2011							
	PESHAWAR	6	16/01/2011	25/11/2011							
	BANNU	2	21/05/2011	24/11/2011							
	KOHAT	6	28/01/2011	22/11/2011							
	BUNIR	3	10/09/2011	11/11/2011							
	NOWSHERA	2	22/09/2011	28/10/2011							
	LAKKIMRWT	3	09/03/2011	27/10/2011							
	SWABI	1	14/10/2011	14/10/2011							
	DIRUPPER	1	19/09/2011	19/09/2011							
	TORGHAR	2	06/04/2011	22/05/2011							
	PUNJAB	LAHORE	1	24/12/2011				24/12/2011			
		VEHARI	2	16/10/2011				12/12/2011			
DGKHAN		1	08/12/2011	08/12/2011							
MUZFARGARH		1	02/12/2011	02/12/2011							
BAHAWALPUR		1	04/11/2011	04/11/2011							
RYKHAN		1	11/10/2011	11/10/2011							
LODHRAN		1	04/09/2011	04/09/2011							
OKARA		1	13/08/2011	13/08/2011							
SINDH	BADIN	4	22/02/2011	19/12/2011							
	THATTA	8	10/04/2011	06/12/2011							
	KHIBALDIA	2	07/10/2011	10/11/2011							
	KHIGIQBAL	1	10/10/2011	10/10/2011							
	JACOBABAD	1	09/10/2011	09/10/2011							
	KASHMORE	1	07/10/2011	07/10/2011							
	KAMBAR	2	28/09/2011	05/10/2011							
	KHIGADAP	2	05/04/2011	21/09/2011							
	KHISITE	2	07/05/2011	16/09/2011							
	UMERKOT	1	24/08/2011	24/08/2011							
	HYDERABAD	1	19/08/2011	19/08/2011							
	JAMSHORO	1	29/05/2011	29/05/2011							
	SANGHAR	2	20/01/2011	19/04/2011							
	KHISADDAR	1	05/04/2011	05/04/2011							
	KHIORANGI	1	29/03/2011	29/03/2011							
	TMKHAN	2	18/02/2011	04/03/2011							
	T.ALLAHYAR	1	21/01/2011	21/01/2011							
	BALOCHISTAN	KABDULAH	22	02/03/2011				15/12/2011			
		KHUZDAR	5	03/05/2011				03/12/2011			
QUETTA		15	22/06/2011	01/12/2011							
HARNAI		1	26/11/2011	26/11/2011							
PISHIN		16	19/02/2011	12/11/2011							
BARKHAN		1	29/10/2011	29/10/2011							
MASTUNG		2	20/10/2011	23/10/2011							
KSAIFULAH		2	20/09/2011	20/10/2011							
LORALAI		3	05/09/2011	30/09/2011							
KALAT		1	10/08/2011	10/08/2011							
DBUGTI		1	12/07/2011	12/07/2011							
KOHLU		1	08/07/2011	08/07/2011							
NOSHKI		3	01/04/2011	28/04/2011							
GILGIT BALTISTAN		DIAMIR	1	18/05/2011	18/05/2011						
Grand Total			195	03/01/2011	28/12/2011	2	09/06/2011	27/09/2011			

Sanghar P1 case (SD/32/11/005) was identified as wild by a positive contact with date of stool collection 26/01/2011
Peshawar P1 case (NW/30/11/025) was identified as wild by a positive contact with date of stool collection 10/03/2011
Torghar P1 case (NW/15/11/001) was identified as wild by a positive contact with date of stool collection 21/04/2011
Khuzdar P1 case (BN/54/11/013) was identified as wild by a positive contact with date of stool collection 25/07/2011
Wazir-S P1 case (NW/65/11/015) was identified as wild by a positive contact with date of stool collection 12/10/2011
Ksaifulah P1 case (BN/25/11/005) was identified as wild by a positive contact with date of stool collection 21/11/2011
DGKhan P1 case (PB/81/11/145) was identified as wild by a positive contact with date of stool collection 15/12/2011
Kabdulah P1 case (BN/14/11/042) was identified as wild by a positive contact with date of stool collection 17/12/2011
Khuzdar P1 case (BN/54/11/019) was identified as wild by a positive contact with date of stool collection 24/12/2011



Wild Polio cases by district and date of onset of paralysis, Pakistan 2012

		P1		
PROVINCE	DISTRICT	Count	First case	Last case
BALUCHISTAN	QUETTA	1	01/01/2012	01/01/2012
Grand Total		1	01/01/2012	01/01/2012