



Table 1: Acute Flaccid Paralysis (AFP) cases by week of onset

Country	Reported AFP cases by week of onset - Week (01/12)/ Ending on : (08/01/12)														
	Total AFP 2010	Total AFP 2011	Total AFP to date, 2012	W 42 23 Oct 11	W 43 30 Oct 11	W 44 06 Nov 11	W 45 13 Nov 11	W 46 20 Nov 11	W 47 27 Nov 11	W 48 04 Dec 11	W 49 11 Dec 11	W 50 18 Dec 11	W 51 25 Dec 11	W 52 01 Jan 12	W 01 08 Jan 12
Afghanistan	1572	1807	3	41	26	30	33	29	36	40	34	27	27	20	2
Bahrain	10	8	0	0	0	0	0	0	0	1	0	0	1	0	0
Djibouti	3	6	0	0	0	0	0	0	0	0	1	0	0	0	0
Egypt	1151	1020	14	21	13	8	16	16	26	16	14	18	25	16	7
Iran	622	577	0	8	13	11	12	7	17	11	16	11	6	0	
Iraq	489	524	1	5	5	2	7	16	5	12	12	9	8	1	1
Jordan ****	40	30	0	1	2	0	1	1	1	0	1	0	3	0	0
Kuwait	24	37	0	1	0	0	1	2	1	3	0	4	0	4	0
Lebanon ****	19	17	0	0	1	0	0	1	1	0	0	1			
Libya	46	35	0	0	0	2	0	3	1	2	1	0	1	1	
Morocco	100	71	0	2	2	0	2	2	0	1	2	3	1		
Oman	33	38	0	0	1	0	0	2	0	1	0	0	1	0	
Pakistan	5393	5564	2	105	116	106	97	95	84	73	96	75	48	13	
Palestine ****	15	17	0	0	0	0	0	1	0	2	0	0	0	0	0
Qatar	5	6	0	2	0	0	0	1	0	0	0	0	0	2	0
Saudi Arabia	239	213	3	1	3	4	2	3	1	1	2	6	4	6	0
Somalia	164	171	0	2	2	4	5	0	5	2	3	2	5	3	
Sudan	408	358	0	7	1	1	7	8	14	8	11	9	15	3	0
South Sudan	310	326	0	7	8	3	6	4	1	1	0	0	0	0	
Syria ****	194	165	0	4	0	2	1	3	3	3	1	2	2	4	
Tunisia	57	47	0	0	1	0	1	4	1	0	0	1	3	0	
U.A.E	18	25	0	1	0	0	0	0	3	1	2	1	0	0	0
Yemen	426	377	0	10	10	1	6	10	5	4	7	6	5	4	
Total EMR	11338	11439	23	218	204	174	197	208	205	182	203	175	155	77	10

No data = No report received

Table 2: Confirmed polio cases by month of onset

Country	Total year 2010	Total year 2011	08/01		Confirmed polio cases by month of onset											
			2011	2012	February 2011	March 2011	April 2011	May 2011	June 2011	July 2011	August 2011	September 2011	October 2011	November 2011	December 2011	January 2012
Afghanistan	25	76	0	0	0	0	2	4	4	1	16	14	13	15	6	
Bahrain	0	0	0	0	0	0	0	0	0	0	0	0	0	0	0	
Djibouti	0	0	0	0	0	0	0	0	0	0	0	0	0	0	0	
Egypt	0	0	0	0	0	0	0	0	0	0	0	0	0			
Iran	0	0	0	0	0	0	0	0	0	0	0	0	0			
Iraq	0	0	0	0	0	0	0	0	0	0	0	0	0	0		
Jordan ****	0	0	0	0	0	0	0	0	0	0	0	0	0	0		
Kuwait	0	0	0	0	0	0	0	0	0	0	0	0	0	0		
Lebanon ****	0	0	0	0	0	0	0	0	0	0	0	0	0	0		
Libya	0	0	0	0	0	0	0	0	0	0	0	0				
Morocco	0	0	0	0	0	0	0	0	0	0	0	0	0			
Oman	0	0	0	0	0	0	0	0	0	0	0	0	0	0		
Pakistan	144	192	1	0	8	11	12	13	8	11	17	34	37	18	15	
Palestine ****	0	0	0	0	0	0	0	0	0	0	0	0	0			
Qatar	0	0	0	0	0	0	0	0	0	0	0	0	0			
Saudi Arabia	0	0	0	0	0	0	0	0	0	0	0	0	0			
Somalia	0	0	0	0	0	0	0	0	0	0	0	0	0			
Sudan	0	0	0	0	0	0	0	0	0	0	0	0	0	0		
South Sudan	0	0	0	0	0	0	0	0	0	0	0	0	0		0	
Syria ****	0	0	0	0	0	0	0	0	0	0	0	0	0	0		
Tunisia	0	0	0	0	0	0	0	0	0	0	0	0	0			
U.A.E	0	0	0	0	0	0	0	0	0	0	0	0	0			
Yemen	0	0	0	0	0	0	0	0	0	0						
Total EMR	169	268	1	0	8	11	14	17	12	12	33	48	50	33	21	0

**** UNRWA cases are included with those of country of residence



Table 3: Investigation of AFP cases with paralysis onset in 2011 & 2012 (up to week 01 ending 08 January 2012)

COUNTRY	2011												2012												Latest line List Date		
	AFP										Specimen	Wild isolates		AFP										Specimen		Wild isolates	
	Total AFP cases onset 2011	Case classification					Non polio AFP rate **	AFP cases pending classification > 90 days from onset of paralysis	AFP cases pending classification and lab > 90 days from onset of paralysis	% with *** adequate specimens		Wild P1 Poliovirus	Wild P3 Poliovirus	Total AFP cases onset 2012	Case classification					Annualized Non polio AFP rate **	AFP cases pending classification > 90 days from onset of paralysis	AFP cases pending classification and lab > 90 days from onset of paralysis	% with *** adequate specimens			Wild P1 Poliovirus	Wild P3 Poliovirus
		Total Confirmed Polio Cases *	Polio Compatible	Pending Classification	Discarded (non polio AFP)	VDPV					Total Confirmed Polio Cases *				Polio Compatible	Pending Classification	Discarded (non polio AFP)	VDPV									
Afghanistan	1807	76	7	86	1637	1	9.93	5	4	92.81	76	0	3	0	0	3	0	0	0.79	0	0	100.00	0	0	08/01/2012		
Bahrain	8	0	0	2	6	0	3.89	0	0	100.00	0	0	0	0	0	0	0	0	0	0	0	0	0	0	08/01/2012		
Djibouti	6	0	0	1	5	0	2.08	0	0	66.67	0	0	0	0	0	0	0	0	0	0	0	0	0	0	08/01/2012		
Egypt	1020	0	0	69	950	1	3.32	0	0	91.96	0	0	14	0	0	14	0	0	2.08	0	0	0.00	0	0	05/01/2012		
Iran	577	0	0	33	542	2	3.25	4	0	90.81	0	0	0	0	0	0	0	0	0	0	0	0	0	0	01/01/2012		
Iraq	524	0	0	32	492	0	3.64	7	1	89.89	0	0	1	0	0	1	0	0	0.32	0	0	100.00	0	0	06/01/2012		
Jordan	30	0	0	9	21	0	1.25	0	0	96.67	0	0	0	0	0	0	0	0	0	0	0	0	0	0	08/01/2012		
Kuwait	37	0	0	4	33	0	4.97	0	0	94.59	0	0	0	0	0	0	0	0	0	0	0	0	0	0	08/01/2012		
Lebanon	17	0	0	10	7	0	1.54	6	0	52.94	0	0	0	0	0	0	0	0	0	0	0	0	0	0	24/12/2011		
Libya	35	0	0	7	28	0	1.71	1	1	100.00	0	0	0	0	0	0	0	0	0	0	0	0	0	0	07/01/2012		
Morocco	71	0	0	9	62	0	0.70	1	1	80.28	0	0	0	0	0	0	0	0	0	0	0	0	0	0	30/12/2011		
Oman	38	0	0	1	37	0	4.92	0	0	94.74	0	0	0	0	0	0	0	0	0	0	0	0	0	0	01/01/2012		
Pakistan	5564	192	13	265	5094	0	6.49	62	6	88.21	190	2	2	0	0	2	0	0	0.11	0	0	100.00	0	0	07/01/2012		
Palestine	17	0	0	3	14	0	1.06	0	0	100.00	0	0	0	0	0	0	0	0	0	0	0	0	0	0	08/01/2012		
Qatar	6	0	0	3	3	0	2.57	0	0	83.33	0	0	0	0	0	0	0	0	0	0	0	0	0	0	09/01/2012		
Saudi Arabia	213	0	0	24	189	0	2.47	0	0	99.06	0	0	3	0	0	3	0	0	1.59	0	0	100.00	0	0	08/01/2012		
Somalia	171	0	0	18	146	6	3.41	0	0	99.42	0	0	0	0	0	0	0	0	0	0	0	0	0	0	06/01/2012		
Sudan	358	0	0	19	339	0	2.42	0	0	96.93	0	0	0	0	0	0	0	0	0	0	0	0	0	0	08/01/2012		
South Sudan	326	0	0	9	316	2	4.27	2	0	93.25	0	0	0	0	0	0	0	0	0	0	0	0	0	0	06/01/2012		
Syria	165	0	0	13	152	0	1.68	1	0	92.12	0	0	0	0	0	0	0	0	0	0	0	0	0	0	05/01/2012		
Tunisia	47	0	0	10	37	0	1.81	0	0	93.62	0	0	0	0	0	0	0	0	0	0	0	0	0	0	03/01/2012		
U.A.E	25	0	0	7	18	0	2.47	0	0	100.00	0	0	0	0	0	0	0	0	0	0	0	0	0	0	08/01/2012		
Yemen	377	0	0	56	312	9	3.42	19	10	93.37	0	0	0	0	0	0	0	0	0	0	0	0	0	0	07/01/2012		
EMR	11439	268	20	690	10440	21	4.60	108	23	90.55	266	2	23	0	0	23	0	0	0.43	0	0	39.13	0	0			
2010	11338	169	31	0	11129	10	4.63	0	0	90.86	137	32															

* Confirmed polio cases refer to wild isolation from AFP cases or from contacts of negative index AFP cases

** Non-polio AFP per 100,000 children <15 years

*** Adequate here refers to two stool specimens collected at least 24 hours apart, within 14 days of paralysis onset

**** AFP cases co infected with P1 and P3 are counted separately as wild isolates



Week 01, ending 08 January 2012

Table 4: Investigation of contacts of AFP cases with paralysis onset in 2011 (up to week 52 ending 01/01/2012)

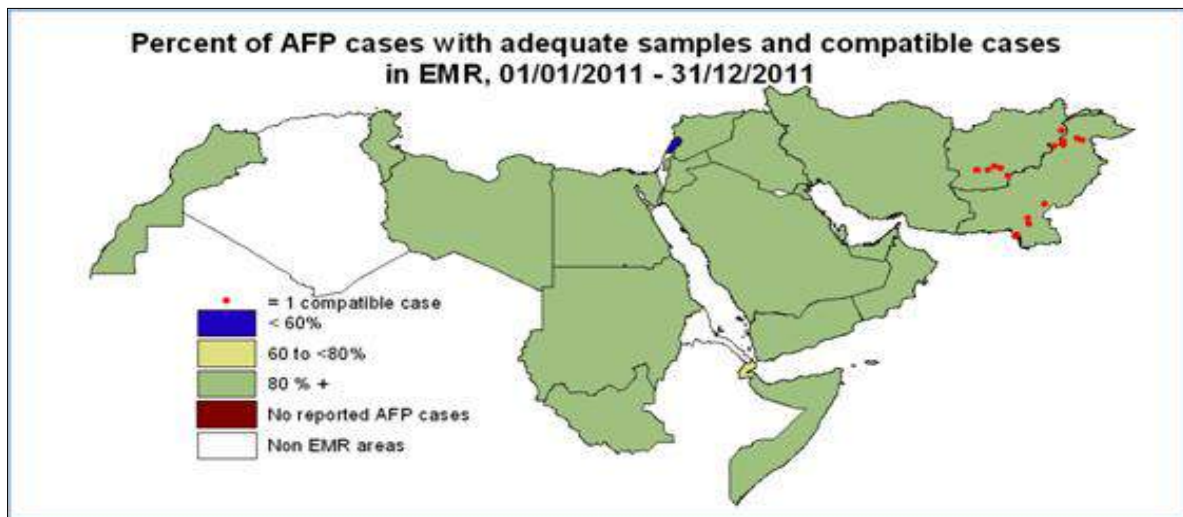
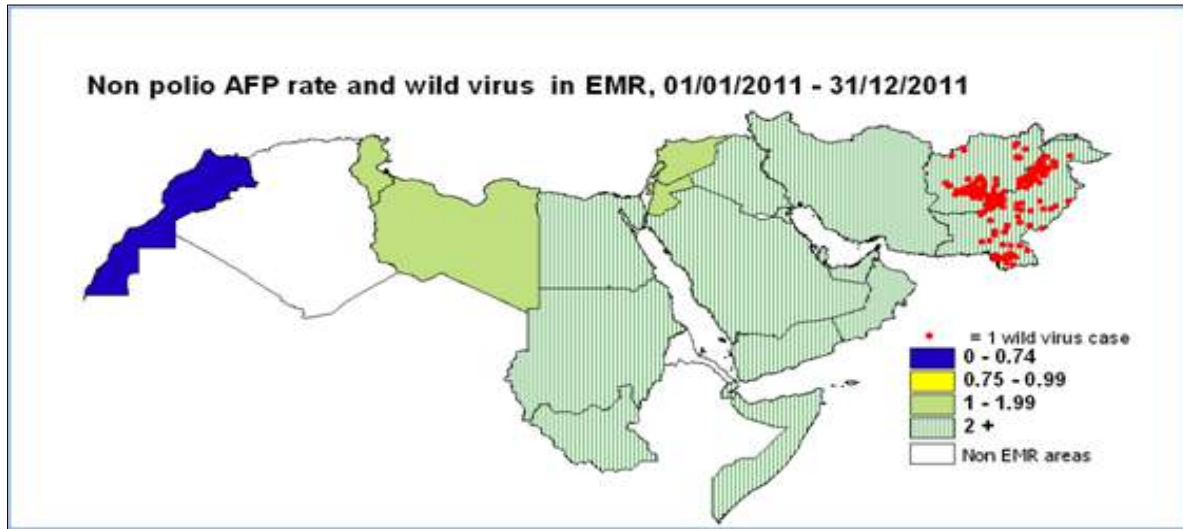
Country	No. of AFP cases	No. of eligible AFP cases for contact sampling*	% of eligible AFP cases with contact samplings	% of eligible AFP cases with 3+ contacts	Total number of Contacts**	% of contacts under 5 years	% of contacts with specimens collected within 7 days of notification of index	% Contact specimens in lab within 3 days of collection	% Contact specimens positive for NPEV	% Contact specimens positive for Sabin like virus	No. of contacts positive for wild virus	% of wild polio virus isolation from contacts	No. of Contacts positive for VDPVs	No. of -ve index AFP cases identified positive by contact	No. of district identified infected from contacts
Afghanistan	1807	130	81.5	81.5	749	95.9	74.2	33.1	25.6	3.0	13	1.8		8	5
Bahrain	8	0			0						0			0	0
Djibouti	6	2	0.0	0.0	0						0			0	0
Egypt	1020	101	90.1	89.1	455	78.5	65.3	97.9	15.3	3.5	0	0.0		0	0
Iran	577	53	37.7	26.4	130	72.3	36.9	85.9	1.6	8.6	0	0.0		0	0
Iraq	524	53	69.8	56.6	142	74.6	32.4	83.6	15.7	2.1	0	0.0		0	0
Jordan	30	1	0.0	0.0	0						0			0	0
Kuwait	37	2	100.0	100.0	85	40.0	78.8	100.0	1.3	0.0	0	0.0		0	0
Lebanon	17	8	62.5	50.0	18	16.7	38.9	0.0	0.0	0.0	0	0.0		0	0
Libya	35	0			0						0			0	0
Morocco	71	14	50.0	42.9	32	37.5	62.5	82.6	13.0	0.0	0	0.0		0	0
Oman	38	2	0.0	0.0	109	96.3	90.8	95.4	13.0	4.6	0	0.0		0	0
Pakistan	5564	656	84.1	82.5	1916	91.1	65.8	76.1	24.6	5.3	18	1.0		8	3
Palestine	17	0			0						0			0	0
Qatar	6	1	0.0	0.0	0						0			0	0
Saudi Arabia	213	2	100.0	100.0	17	88.2	17.6	46.2	0.0	0.0	0	0.0		0	0
Somalia	171	1	100.0	100.0	491	89.0	98.8	12.6	14.4	3.8	0	0.0	9	0	0
Sudan	358	11	100.0	100.0	305	85.6	50.2	29.5	10.5	2.9	0	0.0		0	0
South Sudan	326	22	77.3	68.2	906	84.7	88.7	1.3	15.8	1.3	0	0.0	2	0	0
Syria	165	13	53.8	46.2	59	81.4	57.6	72.7	9.1	0.0	0	0.0		0	0
Tunisia	47	3	66.7	66.7	28	25.0	53.6	56.5	8.7	0.0	0	0.0		0	0
U.A.E.	25	0			0						0			0	0
Yemen	377	25	68.0	68.0	97	72.2	49.5	0.0	23.1	2.6	0	0.0	1	0	0
Grand Total 2011	11439	1100	79.7	77.0	5539	86.3	71.2	52.3	19.2	3.7	31	0.6	12	16	8
Grand Total 2010	11338	1062	80.7	75.7	5149	82.9	71.6	53.5	18.6	3.3	13	0.3	5	8	4

* Eligible refers to AFP cases with inadequate stool specimens

** Total number of contacts from eligible AFP cases and from other AFP cases as per with country criteria for contact sampling

Last wild contacts in EMRO, 01/01/2011-31/12/2011

Year	Country	Count of wild contacts	Date of Most Recent stool collection
2011	Pakistan	18	17/12/2011
	Afghanistan	13	06/12/2011
	Grand Total	31	17/12/2011



Wild polio cases by country and date of onset of paralysis in EMR, 2011

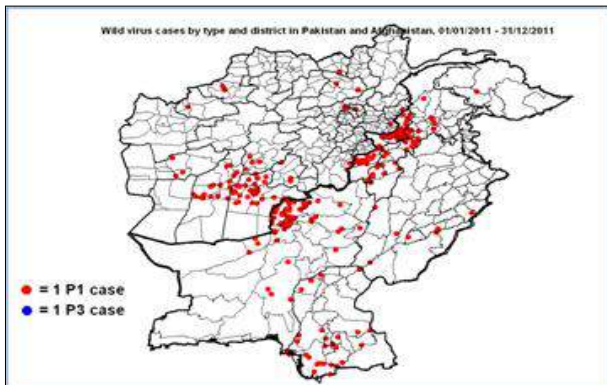
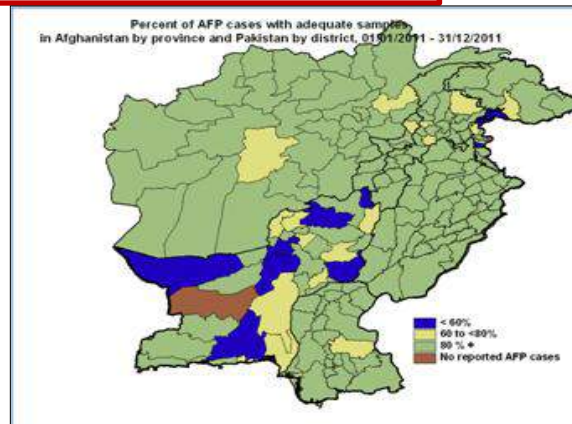
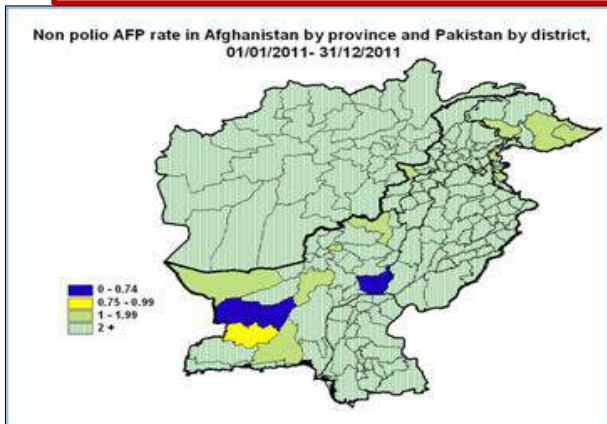
Year	COUNTRY	P1			P3			Total Count	First Case	Last Case
		Count	First Case	Last Case	Count	First Case	Last Case			
2011	AFG	76	11/01/2011	16/12/2011				76	11/01/2011	16/12/2011
	PAK	190	03/01/2011	23/12/2011	2	09/06/2011	27/09/2011	192	03/01/2011	23/12/2011
2011 Total		266	03/01/2011	23/12/2011	2	09/06/2011	27/09/2011	268	03/01/2011	23/12/2011



Wild Polio cases by district and date of onset of paralysis, Afghanistan 2011

PROVINCE	DISTRICT	P1		
		Count	First case	Last case
KANDAHAR	MAYWAND	8	25/04/2011	16/12/2011
	KANDAHAR	13	23/05/2011	11/12/2011
	SPIN BOLDAK	2	10/11/2011	04/12/2011
	KHAKREZ	1	28/11/2011	28/11/2011
	PANJWAYI	4	15/08/2011	24/11/2011
	SHAH WALI KOT	3	05/08/2011	03/11/2011
	ARGHANDAB (K)	1	25/09/2011	25/09/2011
	DAMAN	2	11/01/2011	19/06/2011
HILMAND	NAD ALI	8	05/08/2011	03/12/2011
	NAHRI SARRAJ	4	29/05/2011	06/11/2011
	LASHKAR GAH	1	16/09/2011	16/09/2011
	KAJAKI	1	01/09/2011	01/09/2011
	NAWAY_I_BARAKZAYI	1	30/08/2011	30/08/2011
	MUSA QALA	3	08/05/2011	28/06/2011
BAGHLHAN	KHOST WA FIRING	1	02/12/2011	02/12/2011
	BAGHLAN	1	07/10/2011	07/10/2011
URUZGAN	DIHRAWUD	2	12/11/2011	29/11/2011
	TIRIN KOT	1	23/11/2011	23/11/2011
	SHAHIDI HASSAS	1	11/10/2011	11/10/2011
	NESH	1	25/09/2011	25/09/2011
FARYAB	ALMAR	2	14/10/2011	19/11/2011
KAPISA	MAHMUD RAQI	1	14/11/2011	14/11/2011
KUNDUZ	ALI ABAD	1	04/11/2011	04/11/2011
PARWAN	CHAHARIKAR	3	30/08/2011	04/11/2011
PAKTIKA	BARMAL	1	14/10/2011	14/10/2011
ZABUL	SHINKAY	1	05/10/2011	05/10/2011
	DAYCHOPAN	1	02/10/2011	02/10/2011
	QALAT	1	22/09/2011	22/09/2011
KUNAR	DANGAM	1	02/10/2011	02/10/2011
NANGARHAR	LAL PUR	1	28/09/2011	28/09/2011
BADGHIS	MUQUR (B)	1	04/09/2011	04/09/2011
FARAH	BAKWA	2	26/04/2011	04/08/2011
	BALA BULUK	1	10/06/2011	10/06/2011
Grand Total		76	11/01/2011	16/12/2011

Kandahar P1 case (AFG/08/11/103) was identified as wild by a positive contact with date of stool collection 30/05/11
 Maywand P1 case (AFG/08/11/110) was identified as wild by a positive contact with date of stool collection 29/05/11
 Bala Buluk P1 case (AFG/03/11/132) was identified as wild by a positive contact with date of stool collection 13/06/11
 Ali Abad P1 case (AFG/01/11/217) was identified as wild by a positive contact with date of stool collection 29/09/2011
 Arghandab (K) P1 case (AFG/08/11/257) was identified as wild by a positive contact with date of stool collection 14/10/11
 Chaharikar P1 case (AFG/05/11/240) was identified as wild by a positive contact with date of stool collection 23/10/211
 Chaharikar P1 case (AFG/05/11/271) was identified as wild by a positive contact with date of stool collection 24/11/2011
 Al Mar P1 case (AFG/02/11/274) was identified as wild by a positive contact with date of stool collection 06/12/2011



* **District RY Khan, Punjab Province**, was identified as an infected district by isolating wild type P1 virus from a healthy child with date of stool collection 08/01/2011
 * **District Nsirabad, Balochistan Province**, was identified as an infected district by isolating wild type P1 virus from a healthy child with date of stool collection 26/01/2011
 * **District Faisalabad, Punjab Province**, was identified as an infected district by isolating wild type P1 virus from a healthy child with date of stool collection 28/07/2011
 * **District Muzfargarh, Punjab Province**, was identified as an infected district by isolating wild type P1 virus from a healthy child with date of stool collection 07/08/2011



Wild Polio cases by district and date of onset of paralysis, Pakistan 2011

PROVINCE	DISTRICT	P1			P3		
		Count	First case	Last case	Count	First case	Last case
FATA	KHYBER	21	15/01/2011	23/12/2011	2	09/06/2011	27/09/2011
	WAZIR-N	14	18/08/2011	08/12/2011			
	BAJOUR	2	24/09/2011	11/11/2011			
	WAZIR-S	4	22/07/2011	17/10/2011			
	MOHMAND	4	03/01/2011	05/07/2011			
	ORAKZAI	2	06/05/2011	15/06/2011			
	KURRAM	1	06/03/2011	06/03/2011			
KHYBER PAKHTOON	TANK	3	17/11/2011	18/12/2011			
	PESHAWAR	6	16/01/2011	25/11/2011			
	BANNU	2	21/05/2011	24/11/2011			
	KOHAT	6	28/01/2011	22/11/2011			
	BUNIR	3	10/09/2011	11/11/2011			
	NOWSHERA	2	22/09/2011	28/10/2011			
	LAKKIMRWT	3	09/03/2011	27/10/2011			
	SWABI	1	14/10/2011	14/10/2011			
	DIRUPPER	1	19/09/2011	19/09/2011			
	TORGHAR	2	06/04/2011	22/05/2011			
BALOCHISTAN	KABDULAH	22	02/03/2011	15/12/2011			
	QUETTA	15	22/06/2011	01/12/2011			
	HARNAI	1	26/11/2011	26/11/2011			
	PISHIN	16	19/02/2011	12/11/2011			
	BARKHAN	1	29/10/2011	29/10/2011			
	MASTUNG	2	20/10/2011	23/10/2011			
	KSAIFULAH	2	20/09/2011	20/10/2011			
	KHUZDAR	4	03/05/2011	17/10/2011			
	LORALAI	3	05/09/2011	30/09/2011			
	KALAT	1	10/08/2011	10/08/2011			
	DBUGTI	1	12/07/2011	12/07/2011			
	KOHLU	1	08/07/2011	08/07/2011			
	NOSHKI	3	01/04/2011	28/04/2011			
PUNJAB	VEHARI	2	16/10/2011	12/12/2011			
	DGKHAN	1	08/12/2011	08/12/2011			
	MUZFARGARH	1	02/12/2011	02/12/2011			
	BAHAWALPUR	1	04/11/2011	04/11/2011			
	RYKHAN	1	11/10/2011	11/10/2011			
	LODHRAN	1	04/09/2011	04/09/2011			
	OKARA	1	13/08/2011	13/08/2011			
SINDH	THATTA	8	10/04/2011	06/12/2011			
	KHIBALDIA	2	07/10/2011	10/11/2011			
	KHIGIQBAL	1	10/10/2011	10/10/2011			
	JACOBABAD	1	09/10/2011	09/10/2011			
	KASHMORE	1	07/10/2011	07/10/2011			
	KAMBAR	2	28/09/2011	05/10/2011			
	KHIGADAP	2	05/04/2011	21/09/2011			
	BADIN	3	22/02/2011	19/09/2011			
	KHISITE	2	07/05/2011	16/09/2011			
	UMERKOT	1	24/08/2011	24/08/2011			
	HYDERABAD	1	19/08/2011	19/08/2011			
	JAMSHORO	1	29/05/2011	29/05/2011			
	SANGHAR	2	20/01/2011	19/04/2011			
	KHISADDAR	1	05/04/2011	05/04/2011			
	KHIORANGI	1	29/03/2011	29/03/2011			
	TMKHAN	2	18/02/2011	04/03/2011			
	T.ALLAHYAR	1	21/01/2011	21/01/2011			
GILGIT BALTISTAN	DIAMIR	1	18/05/2011	18/05/2011			
Grand Total		190	03/01/2011	23/12/2011			

Sanghar P1 case (SD/32/11/005) was identified as wild by a positive contact with date of stool collection 26/01/2011
Peshawar P1 case (NW/30/11/025) was identified as wild by a positive contact with date of stool collection 10/03/2011
Torghar P1 case (NW/15/11/001) was identified as wild by a positive contact with date of stool collection 21/04/2011
Khuzdar P1 case (BN/54/11/013) was identified as wild by a positive contact with date of stool collection 25/07/2011
Wazir-S P1 case (NW/65/11/015) was identified as wild by a positive contact with date of stool collection 12/10/2011
Ksaifulah P1 case (BN/25/11/005) was identified as wild by a positive contact with date of stool collection 21/11/2011
DGKhan P1 case (PB/81/11/145) was identified as wild by a positive contact with date of stool collection 15/12/2011
Kabdulah P1 case (BN/14/11/042) was identified as wild by a positive contact with date of stool collection 17/12/2011