



Table 1: Acute Flaccid Paralysis (AFP) cases by week of onset

Country	Reported AFP cases by week of onset - Week (52/11)/ Ending on : (01/01/12)														
	Total AFP 2009	Total AFP 2010	Total AFP to date, 2011	W 41 16 Oct 11	W 42 23 Oct 11	W 43 30 Oct 11	W 44 06 Nov 11	W 45 13 Nov 11	W 46 20 Nov 11	W 47 27 Nov 11	W 48 04 Dec 11	W 49 11 Dec 11	W 50 18 Dec 11	W 51 25 Dec 11	W 52 01 Jan 12
Afghanistan	1477	1572	1775	41	41	26	30	32	29	36	39	32	26	19	
Bahrain	7	10	8	2	0	0	0	0	0	0	1	0	0	1	0
Djibouti	6	3	6	0	0	0	0	0	0	0	0	1	0	0	0
Egypt	1126	1151	1010	14	21	13	8	16	16	26	16	14	17	23	2
Iran	548	622	577	13	8	13	11	12	7	17	11	16	11	6	0
Iraq	412	489	517	17	5	5	2	7	16	5	12	12	8	3	
Jordan ****	31	40	24	0	1	2	0	1	0	0	0	0			
Kuwait	25	24	29	0	1	0	0	1	2	1	3	0	0		
Lebanon ****	8	19	17	0	0	1	0	0	1	1	0	0	1		
Libya	44	46	34	0	0	0	2	0	3	1	2	1	0	1	
Morocco	115	100	71	1	2	2	0	2	2	0	1	2	3	1	
Oman	19	33	38	0	0	1	0	0	2	0	1	0	0	1	0
Pakistan	5163	5393	5465	120	104	116	104	98	94	82	71	79	47	17	
Palestine ****	18	15	17	0	0	0	0	0	1	0	2	0	0		
Qatar	4	5	4	0	2	0	0	0	1	0	0	0	0	0	0
Saudi Arabia	195	239	212	5	1	3	4	2	3	1	1	2	6	4	2
Somalia	162	164	168	4	2	2	4	5	0	5	2	3	2	5	
Sudan	425	408	349	9	7	1	1	7	8	14	8	11	8	10	
South Sudan	199	310	326	4	7	8	3	6	4	1	1	0	0	0	
Syria ****	203	194	158	5	4	0	2	1	3	3	3	1	1	0	
Tunisia	40	57	44	0	0	1	0	1	4	1	0	0	1		
U.A.E	17	18	25	0	1	0	0	0	0	3	1	2	1		
Yemen	366	426	370	8	10	10	1	6	10	5	4	6	6	3	
Total EMR	10610	11338	11244	243	217	204	172	197	206	202	179	182	138	94	4

No data = No report received

Table 2: Confirmed polio cases by month of onset

Country	Total year 2009	Total year 2010	31/12		Confirmed polio cases by month of onset											
			2010	2011	January 2011	February 2011	March 2011	April 2011	May 2011	June 2011	July 2011	August 2011	September 2011	October 2011	November 2011	December 2011
Afghanistan	38	25	25	74	1	0	0	2	4	4	1	16	14	13	14	5
Bahrain	0	0	0	0	0	0	0	0	0	0	0	0	0	0	0	0
Djibouti	0	0	0	0	0	0	0	0	0	0	0	0	0	0	0	0
Egypt	0	0	0	0	0	0	0	0	0	0	0	0	0	0	0	0
Iran	0	0	0	0	0	0	0	0	0	0	0	0	0	0	0	0
Iraq	0	0	0	0	0	0	0	0	0	0	0	0	0	0	0	0
Jordan ****	0	0	0	0	0	0	0	0	0	0	0	0	0	0	0	0
Kuwait	0	0	0	0	0	0	0	0	0	0	0	0	0	0	0	0
Lebanon ****	0	0	0	0	0	0	0	0	0	0	0	0	0	0	0	0
Libya	0	0	0	0	0	0	0	0	0	0	0	0	0	0	0	0
Morocco	0	0	0	0	0	0	0	0	0	0	0	0	0	0	0	0
Oman	0	0	0	0	0	0	0	0	0	0	0	0	0	0	0	0
Pakistan	89	144	144	189	8	8	11	12	13	8	11	17	34	37	18	12
Palestine ****	0	0	0	0	0	0	0	0	0	0	0	0	0	0	0	0
Qatar	0	0	0	0	0	0	0	0	0	0	0	0	0	0	0	0
Saudi Arabia	0	0	0	0	0	0	0	0	0	0	0	0	0	0	0	0
Somalia	0	0	0	0	0	0	0	0	0	0	0	0	0	0	0	0
Sudan	5	0	0	0	0	0	0	0	0	0	0	0	0	0	0	0
South Sudan	40	0	0	0	0	0	0	0	0	0	0	0	0	0	0	0
Syria ****	0	0	0	0	0	0	0	0	0	0	0	0	0	0	0	0
Tunisia	0	0	0	0	0	0	0	0	0	0	0	0	0	0	0	0
U.A.E	0	0	0	0	0	0	0	0	0	0	0	0	0	0	0	0
Yemen	0	0	0	0	0	0	0	0	0	0	0	0	0	0	0	0
Total EMR	172	169	169	263	9	8	11	14	17	12	12	33	48	50	32	17

**** UNRWA cases are included with those of country of residence



Table 3: Investigation of AFP cases with paralysis onset in 2010 & 2011 (up to week 52 ending 01 January 2012)

COUNTRY	2010												2011												Latest line List Date
	AFP									Specimen	Wild isolates		AFP									Specimen	Wild isolates		
	Total AFP cases onset 2011	Case classification					Non polio AFP rate **	AFP cases pending classification > 90 days from onset of paralysis	AFP cases pending classification and lab > 90 days from onset of paralysis		% with *** adequate specimens	Wild P1 Poliovirus	Wild P3 Poliovirus	Total AFP cases onset 2012	Case classification					Annualized Non polio AFP rate **	AFP cases pending classification > 90 days from onset of paralysis		AFP cases pending classification and lab > 90 days from onset of paralysis	% with *** adequate specimens	
		Total Confirmed Polio Cases *	Polio Compatible	Pending Classification	Discarded (non polio AFP)	VDPV				Total Confirmed Polio Cases *					Polio Compatible	Pending Classification	Discarded (non polio AFP)	VDPV							
Afghanistan	1572	25	5	0	1537	5	9.08	0	0	92.62	17	8	1775	74	6	108	1586	1	9.76	9	5	93.01	74	0	29/12/2011
Bahrain	10	0	0	0	10	0	4.87	0	0	80.00	0	0	8	0	0	2	6	0	3.89	0	0	100.00	0	0	02/01/2012
Djibouti	3	0	0	0	3	0	1.23	0	0	33.33	0	0	6	0	0	1	5	0	2.08	0	0	66.67	0	0	02/01/2012
Egypt	1151	0	0	0	1151	0	3.73	0	0	94.87	0	0	1010	0	0	76	933	1	3.28	0	0	90.89	0	0	29/12/2011
Iran	622	0	0	0	622	0	3.51	0	0	90.68	0	0	577	0	0	33	542	2	3.25	3	0	90.81	0	0	01/01/2012
Iraq	489	0	0	0	488	1	3.39	0	0	86.91	0	0	517	0	0	35	482	0	3.59	5	1	89.94	0	0	30/12/2011
Jordan	40	0	0	0	40	0	1.76	0	0	95.00	0	0	24	0	0	8	16	0	0.99	3	1	100.00	0	0	13/12/2011
Kuwait	24	0	0	0	24	0	3.33	0	0	100.00	0	0	29	0	0	2	27	0	3.89	0	0	93.10	0	0	18/12/2011
Lebanon	19	0	0	0	19	0	1.72	0	0	47.37	0	0	17	0	0	10	7	0	1.54	6	0	52.94	0	0	24/12/2011
Libya	46	0	0	0	46	0	2.25	0	0	100.00	0	0	34	0	0	6	28	0	1.66	0	0	100.00	0	0	31/12/2011
Morocco	100	0	0	0	100	0	1.01	0	0	78.00	0	0	71	0	0	9	62	0	0.7	1	1	80.28	0	0	30/12/2011
Oman	33	0	0	0	33	0	4.28	0	0	87.88	0	0	38	0	0	1	37	0	4.92	0	0	94.74	0	0	01/01/2012
Pakistan	5393	144	24	0	5225	0	6.34	0	0	88.39	120	24	5465	189	13	284	4979	0	6.38	74	7	88.34	187	2	31/12/2011
Palestine	15	0	0	0	15	0	0.94	0	0	100.00	0	0	17	0	0	3	14	0	1.06	0	0	100.00	0	0	18/12/2011
Qatar	5	0	0	0	5	0	2.14	0	0	80.00	0	0	4	0	0	1	3	0	1.72	0	0	75.00	0	0	01/01/2012
Saudi Arabia	239	0	0	0	239	0	2.83	0	0	96.65	0	0	212	0	0	28	184	0	2.46	0	0	99.06	0	0	01/01/2012
Somalia	164	0	0	0	162	3	3.38	0	0	99.39	0	0	168	0	0	17	144	6	3.35	0	0	99.40	0	0	30/12/2011
Sudan	408	0	0	0	408	0	2.80	0	0	97.30	0	0	349	0	0	18	331	0	2.35	0	0	96.85	0	0	31/12/2011
South Sudan	310	0	2	0	308	0	4.06	0	0	92.90	0	0	326	0	0	13	312	2	4.27	2	0	93.25	0	0	30/12/2011
Syria	194	0	0	0	193	1	2.02	0	0	95.36	0	0	158	0	0	6	152	0	1.61	0	0	93.67	0	0	29/12/2011
Tunisia	57	0	0	0	57	0	2.18	0	0	92.98	0	0	44	0	0	7	37	0	1.69	0	0	93.18	0	0	24/12/2011
U.A.E	18	0	0	0	18	0	1.78	0	0	100.00	0	0	25	0	0	7	18	0	2.47	0	0	100.00	0	0	24/12/2011
Yemen	426	0	0	0	426	0	3.86	0	0	96.48	0	0	370	0	0	49	313	9	3.35	18	9	93.24	0	0	31/12/2011
EMR	11338	169	31	0	11129	10	4.63	0	0	90.86	137	32	11244	263	19	724	10218	21	4.52	121	24	90.56	261	2	
2009	10610	172	29	0	10401	8	4.40	0	0	91.06	122	52													

* Confirmed polio cases refer to wild isolation from AFP cases or from contacts of negative index AFP cases

** Non-polio AFP per 100,000 children <15 years

*** Adequate here refers to two stool specimens collected at least 24 hours apart, within 14 days of paralysis onset

**** AFP cases co infected with P1 and P3 are counted separately as wild isolates



Table 4: Investigation of contacts of AFP cases with paralysis onset in 2011 (up to week 52 ending 01/01/2012)

Country	No. of AFP cases	No. of eligible AFP cases for contact sampling*	% of eligible AFP cases with contact samplings	% of eligible AFP cases with 3+ contacts	Total number of Contacts**	% of contacts under 5 years	% of contacts with specimens collected within 7 days of notification of index	% Contact specimens in lab within 3 days of collection	% Contact specimens positive for NPEV	% Contact specimens positive for Sabin like virus	No. of contacts positive for wild virus	% of wild polio virus isolation from contacts	No. of Contacts positive for VDPVs	No. of -ve index AFP cases identified positive by contact	No. of district identified infected from contacts
Afghanistan	1775	124	82.3	82.3	724	95.7	73.3	33.0	25.4	3.2	13	1.9		8	5
Bahrain	8	0			0						0			0	0
Djibouti	6	2	0.0	0.0	0						0			0	0
Egypt	1010	110	80.0	79.1	446	78.7	65.9	97.8	15.3	3.6	0	0.0		0	0
Iran	577	53	37.7	26.4	130	72.3	36.9	85.9	1.6	8.6	0	0.0		0	0
Iraq	517	52	69.2	57.7	140	74.3	31.4	83.6	15.7	2.1	0	0.0		0	0
Jordan	24	0			0						0			0	0
Kuwait	29	2	100.0	100.0	74	43.2	79.7	100.0	1.4	0.0	0	0.0		0	0
Lebanon	17	8	62.5	50.0	18	16.7	38.9	0.0	0.0	0.0	0	0.0		0	0
Libya	34	0			0						0			0	0
Morocco	71	14	50.0	42.9	32	37.5	62.5	82.6	13.0	0.0	0	0.0		0	0
Oman	38	2	0.0	0.0	109	96.3	90.8	95.4	13.0	4.6	0	0.0		0	0
Pakistan	5465	637	85.1	83.4	1884	91.1	65.5	76.2	24.9	5.2	18	1.0		8	3
Palestine	17	0			0						0			0	0
Qatar	4	1	0.0	0.0	0						0			0	0
Saudi Arabia	212	2	100.0	100.0	17	88.2	17.6	46.2	0.0	0.0	0	0.0		0	0
Somalia	168	1	100.0	100.0	485	89.1	98.8	12.8	14.6	3.9	0	0.0	9	0	0
Sudan	349	11	90.9	90.9	291	84.9	52.6	29.7	10.5	2.9	0	0.0		0	0
South Sudan	326	22	77.3	68.2	906	84.7	88.7	1.3	15.8	1.3	0	0.0	2	0	0
Syria	158	10	70.0	60.0	55	80.0	61.8	72.7	9.1	0.0	0	0.0		0	0
Tunisia	44	3	66.7	66.7	28	25.0	53.6	56.5	8.7	0.0	0	0.0		0	0
U.A.E.	25	0			0						0			0	0
Yemen	370	25	68.0	68.0	97	72.2	49.5	0.0	23.1	2.6	0	0.0	1	0	0
Grand Total 2011	11244	1079	79.5	76.8	5436	86.3	71.2	52.2	19.3	3.7	31	0.6	12	16	8
Grand Total 2010	11338	1062	80.7	75.7	5149	82.9	71.6	53.5	18.6	3.3	13	0.3	5	8	4

* Eligible refers to AFP cases with inadequate stool specimens

** Total number of contacts from eligible AFP cases and from other AFP cases as per with country criteria for contact sampling

Last wild contacts in EMRO, 01/01/2011-31/12/2011

Year	Country	Data Count of wild contacts	Date of Most Recent stool collection
2011	Pakistan	18	17/12/2011
	Afghanistan	13	06/12/2011
Grand Total		31	17/12/2011



Table 5: Laboratory investigation of AFP cases with paralysis onset in 2011 (up to week 52 ending 01 January 2012)

Country	Polio laboratories	AFP cases with specimens	Preliminary virus isolation results of AFP cases						Poliovirus intratypic differentiation results #									Indicators				Latest report Date				
			Referred for ITD		NPEV only	Negative	Pending		Type 1			Type 2			Type 3			Discordant pending sequence	NPEV by PCR	Non-EV	Pending ITD		% specimens positive for NPEV*	% AFP cases with culture results within 14 days	% AFP cases with ITD results within 7 days	% AFP cases with ITD results within 45 days of onset**
			L20B+	L20B+NPEV			received <= 14 days	received > 14 days ago	Wild	Sabin	VDPV	Wild	Sabin	VDPV	Wild	Sabin	VDPV									
Afghanistan	RRL Pakistan	1734	128	5	349	1190	63		67	37			12	1	30		2		3		19%	99%	97%	98%	31/12/2011	
Bahrain	PNL Oman	6			3	3															50%	100%		100%	05/12/2011	
Djibouti	NPL Kenya	6			1	4	1														20%			100%	02/01/2012	
Egypt***	RRL Egypt	1004	19	5	134	812	32	2		4	1		2		12			2	5	1	13%	93%	100%	99%	01/01/2012	
Iran	NPL Iran	582	20		6	534	22			3			4	2	3		1		8		1%	100%	100%	97%	31/12/2011	
Iraq	NPL Iraq, RRL Egypt	508	15		85	378	6	24		4			5		8						17%	100%	100%	57%	23/12/2011	
Jordan	NPL Jordan, RRL Tunisia	30	1			26	2	1		1											7%	96%	100%	100%	29/12/2011	
Kuwait	RRL Kuwait	38				30	5	3													1%	87%		100%	25/12/2011	
Lebanon	RRL Egypt	21			2	17	2														6%	100%		60%	01/01/2012	
Libya	RRL Tunisia	35	1		3	30	1			1											8%	97%	100%	88%	30/12/2011	
Morocco	NPL Morocco, RRL Tunisia	63			2	59	1	1													7%	100%		94%	23/12/2011	
Oman	NPL Oman	36			5	31															15%	97%		100%	05/12/2011	
Pakistan	RRL Pakistan	5487	374	40	1172	3733	168	2	179	108			57		2	118	1	2	21		20%	100%	98%	97%	31/12/2011	
Palestine & UNRWA		17			1	12		3													8%	7%		93%	18/12/2011	
Qatar	NPL Oman	2				2															0%	100%		100%	05/12/2011	
Saudi Arabia	NPL Saudi Arabia, NPL Oman	211	2		1	199	6	3					1						1		1%	78%	100%	99%	01/01/2012	
Somalia	NPL Kenya	168	19		23	109	5	12		2			10	2	6						15%	3%		98%	30/12/2011	
Sudan	NPL Sudan, NICD, S. Africa	349	7	1	55	270	16								3						13%	90%	100%	100%	31/12/2011	
South Sudan	NPL Kenya	326	10		56	256		10		2			5		6						17%	1%		96%	30/12/2011	
Syria	NPL Syria, RRL Tunisia	152	3		11	136		2							1						8%	97%	100%	50%	21/12/2011	
Tunisia	RRL Tunisia	46			2	42	2														5%	100%		100%	30/12/2011	
U.A.E	NPL Oman	18			2	16															8%	100%		100%	05/12/2011	
Yemen	NPL Oman	336	15	3	49	269				3			3	7	3		2		2		15%	95%	100%	18%	05/12/2011	
Total EMR 2011		11175	614	54	1962	8158	332	63	246	165	1		99	12	2	190	6	4	37	4	16%	94%	98%	95%		
Total EMR 2010		11130	549	35	2051	8492			130	205			110	6	31	189		4	20	1	16%	94%	98%	97%		

* Specimens from all sources including non-AFP cases, excluding environmental samples

** This indicator reflects surveillance and laboratory activities

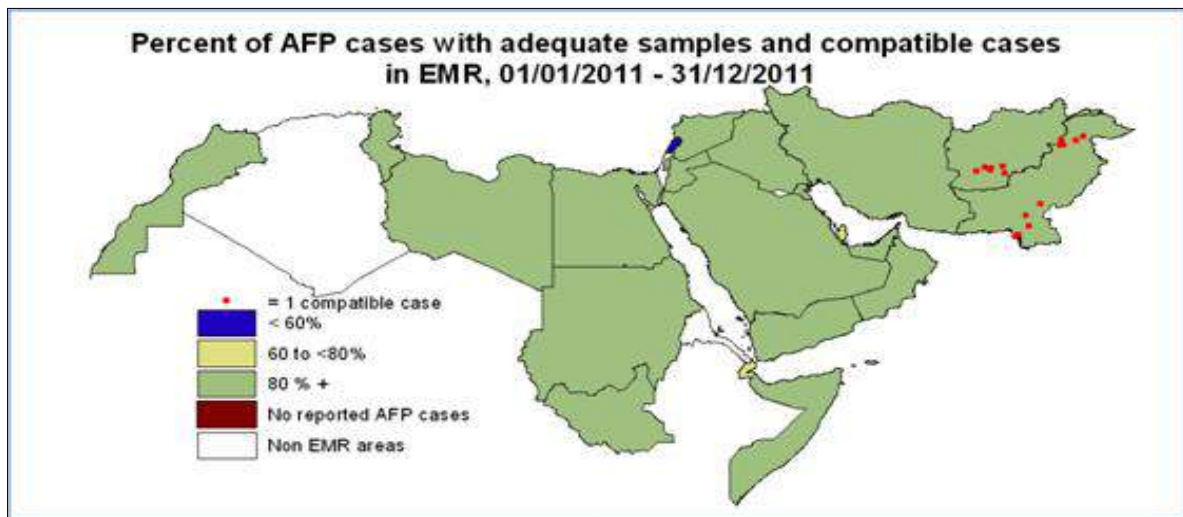
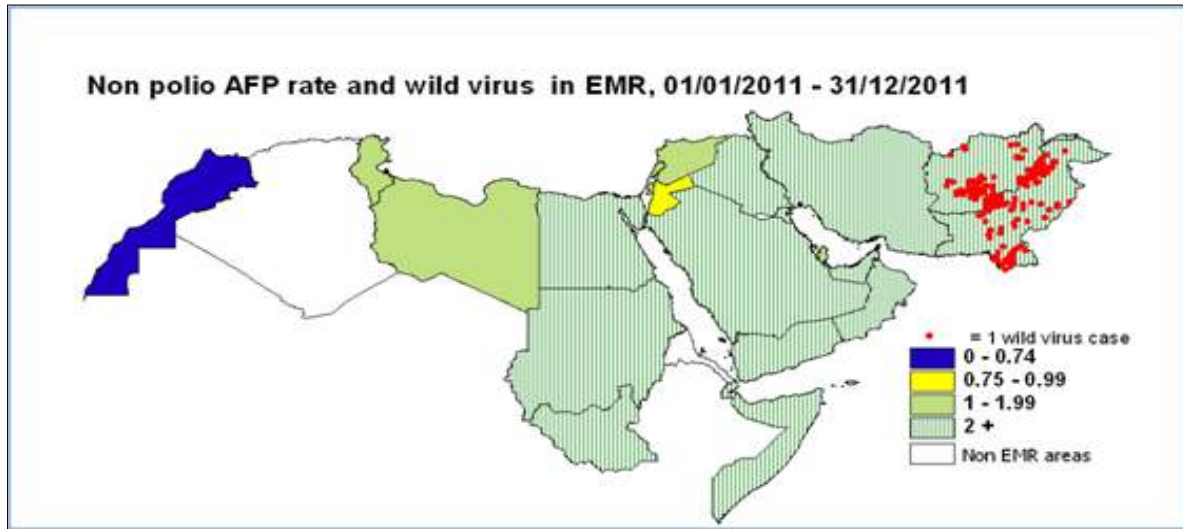
*** Environmental surveillance initiated in Egypt in September 2000 showed the following:

Year	2000	2001	2002	2003	2004	2005	2006	2007	2008	2009	2010	2011	Grand Total
Negative	52	55	136	299	469	499	492	458	444	481	415	404	4204
Pending												41	41
Wild	2	75	26	12	13	2			2		1		133
Grand Total	54	130	162	311	482	501	492	458	446	481	416	445	4378

In 2008, out of 446 samples, 2 positive for wild virus in Giza governorate (Al Haram Site) genomic sequence data indicate importation from Ethiopia / South Sudan & Cairo governorate (Al Haggana 2) genomic sequence data indicate nearest importation from India. In 2011, 1 positive sample for wild virus in Aswan governorate (Aswan City) genomic sequence data indicate nearest importation from Sudan.

****Environmental surveillance initiated in Pakistan in August 2009 showed the following:

Year	2009				2010				2011				Grand Total										
	KH.BALDIA TOWN	KH.GADAP TOWN	KH.GULSHAN-E-QBAL TOWN	LAHORE	KH.BALDIA TOWN	KH.GADAP TOWN	KH.GULSHAN-E-QBAL TOWN	LAHORE	PESHAWAR	RAWALPINDI	QUETTA	MILTAN		KH.BALDIA TOWN	KH.GADAP TOWN	KH.GULSHAN-E-QBAL TOWN	LAHORE	PESHAWAR	RAWALPINDI	QUETTA	MILTAN		
Negative	9	3	5	10	27	10	11	12	27	2	2	4	9	77	7	8	10	17	5	1	4	15	67
Pending															1	2	1	2	2	1	2	3	14
Wild	1	8	7	2	18	6	20	12	6	12	5	9	9	79	4	25	13	17	17	10	18	18	122
Grand Total	10	11	12	12	45	16	31	24	33	14	7	13	18	156	12	35	24	36	24	12	24	36	203



Wild polio cases by country and date of onset of paralysis in EMR, 2011

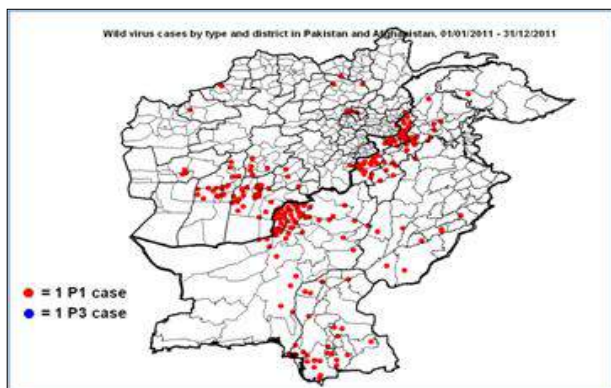
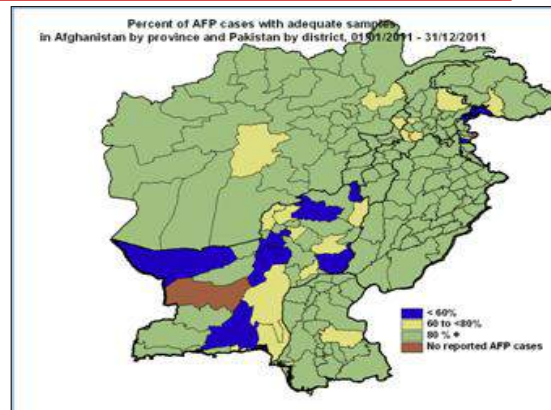
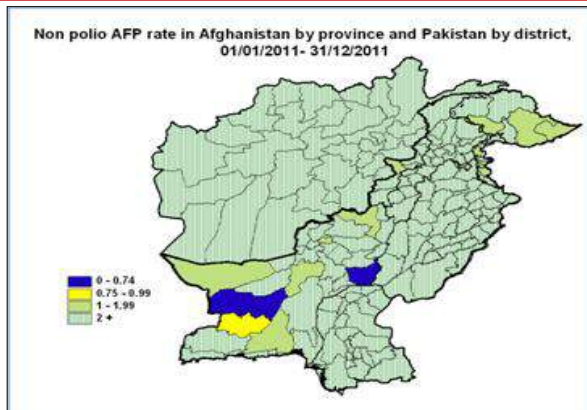
Year	COUNTRY	P1			P3			Total Count	First Case	Last Case
		Count	First Case	Last Case	Count	First Case	Last Case			
2011	AFG	74	11/01/2011	12/12/2011				74	11/01/2011	12/12/2011
	PAK	187	03/01/2011	16/12/2011	2	09/06/2011	27/09/2011	189	03/01/2011	16/12/2011
2011 Total		261	03/01/2011	16/12/2011	2	09/06/2011	27/09/2011	263	03/01/2011	16/12/2011



Wild Polio cases by district and date of onset of paralysis, Afghanistan 2011

PROVINCE	DISTRICT	P1		
		Count	First case	Last case
KANDAHAR	MAYWAND	7	25/04/2011	12/12/2011
	KANDAHAR	13	23/05/2011	11/12/2011
	SPIN BOLDAK	2	10/11/2011	04/12/2011
	PANJWAYI	4	15/08/2011	24/11/2011
	SHAH WALI KOT	3	05/08/2011	03/11/2011
	ARGHANDAB (K)	1	25/09/2011	25/09/2011
	DAMAN	2	11/01/2011	19/06/2011
HILMAND	NAD ALI	8	05/08/2011	03/12/2011
	NAHRI SARRAJ	4	29/05/2011	06/11/2011
	LASHKAR GAH	1	16/09/2011	16/09/2011
	KAJAKI	1	01/09/2011	01/09/2011
	NAWAY_I_BARAKZAYI	1	30/08/2011	30/08/2011
	MUSA QALA	3	08/05/2011	28/06/2011
BAGHLHAN	KHOST WA FIRING	1	02/12/2011	02/12/2011
	BAGHLAN	1	07/10/2011	07/10/2011
URUZGAN	DIHRAWUD	2	12/11/2011	29/11/2011
	TIRIN KOT	1	23/11/2011	23/11/2011
	SHAHIDI HASSAS	1	11/10/2011	11/10/2011
	NESH	1	25/09/2011	25/09/2011
FARYAB	ALMAR	2	14/10/2011	19/11/2011
KAPISA	MAHMUD RAQI	1	14/11/2011	14/11/2011
KUNDUZ	ALI ABAD	1	04/11/2011	04/11/2011
PARWAN	CHAHARIKAR	3	30/08/2011	04/11/2011
PAKTIKA	BARMAL	1	14/10/2011	14/10/2011
ZABUL	SHINKAY	1	05/10/2011	05/10/2011
	DAYCHOPAN	1	02/10/2011	02/10/2011
	QALAT	1	22/09/2011	22/09/2011
KUNAR	DANGAM	1	02/10/2011	02/10/2011
NANGARHAR	LAL PUR	1	28/09/2011	28/09/2011
BADGHIS	MUQUR (B)	1	04/09/2011	04/09/2011
FARAH	BAKWA	2	26/04/2011	04/08/2011
	BALA BULUK	1	10/06/2011	10/06/2011
Grand Total		74	11/01/2011	12/12/2011

Kandahar P1 case (AFG/08/11/103) was identified as wild by a positive contact with date of stool collection 30/05/11
 Maywand P1 case (AFG/08/11/110) was identified as wild by a positive contact with date of stool collection 29/05/11
 Bala Buluk P1 case (AFG/03/11/132) was identified as wild by a positive contact with date of stool collection 13/06/11
 Ali Abad P1 case (AFG/01/11/217) was identified as wild by a positive contact with date of stool collection 29/09/2011
 Arghandab (K) P1 case (AFG/08/11/257) was identified as wild by a positive contact with date of stool collection 14/10/11
 Chaharikar P1 case (AFG/05/11/240) was identified as wild by a positive contact with date of stool collection 23/10/211
 Chaharikar P1 case (AFG/05/11/271) was identified as wild by a positive contact with date of stool collection 24/11/2011
 Al Mar P1 case (AFG/02/11/274) was identified as wild by a positive contact with date of stool collection 06/12/2011



* District RY Khan, Punjab Province, was identified as an infected district by isolating wild type P1 virus from a healthy child with date of stool collection 08/01/2011
 * District Nsirabad, Balochistan Province, was identified as an infected district by isolating wild type P1 virus from a healthy child with date of stool collection 26/01/2011
 * District Faisalabad, Punjab Province, was identified as an infected district by isolating wild type P1 virus from a healthy child with date of stool collection 28/07/2011
 * District Muzfargarh, Punjab Province, was identified as an infected district by isolating wild type P1 virus from a healthy child with date of stool collection 07/08/2011



Wild Polio cases by district and date of onset of paralysis, Pakistan 2011

PROVINCE	DISTRICT	P1			P3						
		Count	First case	Last case	Count	First case	Last case				
FATA	KHYBER	19	15/01/2011	16/12/2011	2	09/06/2011	27/09/2011				
	WAZIR-N	14	18/08/2011	08/12/2011							
	BAJOUR	2	24/09/2011	11/11/2011							
	WAZIR-S	4	22/07/2011	17/10/2011							
	MOHMAND	4	03/01/2011	05/07/2011							
	ORAKZAI	2	06/05/2011	15/06/2011							
	KURRAM	1	06/03/2011	06/03/2011							
BALOCHISTAN	KABDULAH	22	02/03/2011	15/12/2011							
	QUETTA	15	22/06/2011	01/12/2011							
	HARNAI	1	26/11/2011	26/11/2011							
	PISHIN	16	19/02/2011	12/11/2011							
	BARKHAN	1	29/10/2011	29/10/2011							
	MASTUNG	2	20/10/2011	23/10/2011							
	KSAIFULAH	2	20/09/2011	20/10/2011							
	KHUZDAR	4	03/05/2011	17/10/2011							
	LORALAI	3	05/09/2011	30/09/2011							
	KALAT	1	10/08/2011	10/08/2011							
	DBUGTI	1	12/07/2011	12/07/2011							
	KOHLU	1	08/07/2011	08/07/2011							
	NOSHKI	3	01/04/2011	28/04/2011							
	PUNJAB	VEHARI	2	16/10/2011				12/12/2011			
DGKHAN		1	08/12/2011	08/12/2011							
MUZFARGARH		1	02/12/2011	02/12/2011							
BAHAWALPUR		1	04/11/2011	04/11/2011							
RYKHAN		1	11/10/2011	11/10/2011							
LODHRAN		1	04/09/2011	04/09/2011							
OKARA		1	13/08/2011	13/08/2011							
KHYBER PAKHTOON	TANK	2	17/11/2011	09/12/2011							
	PESHAWAR	6	16/01/2011	25/11/2011							
	BANNU	2	21/05/2011	24/11/2011							
	KOHAT	6	28/01/2011	22/11/2011							
	BUNIR	3	10/09/2011	11/11/2011							
	NOWSHERA	2	22/09/2011	28/10/2011							
	LAKKIMRWT	3	09/03/2011	27/10/2011							
	SWABI	1	14/10/2011	14/10/2011							
	DIRUPPER	1	19/09/2011	19/09/2011							
	TORGHAR	2	06/04/2011	22/05/2011							
	SINDH	THATTA	8	10/04/2011				06/12/2011			
		KHIBALDIA	2	07/10/2011				10/11/2011			
KHIGIQBAL		1	10/10/2011	10/10/2011							
JACOBABAD		1	09/10/2011	09/10/2011							
KASHMORE		1	07/10/2011	07/10/2011							
KAMBAR		2	28/09/2011	05/10/2011							
KHIGADAP		2	05/04/2011	21/09/2011							
BADIN		3	22/02/2011	19/09/2011							
KHISITE		2	07/05/2011	16/09/2011							
UMERKOT		1	24/08/2011	24/08/2011							
HYDERABAD		1	19/08/2011	19/08/2011							
JAMSHORO		1	29/05/2011	29/05/2011							
SANGHAR		2	20/01/2011	19/04/2011							
KHISADDAR		1	05/04/2011	05/04/2011							
KHIORANGI		1	29/03/2011	29/03/2011							
TMKHAN		2	18/02/2011	04/03/2011							
T.ALLAHYAR		1	21/01/2011	21/01/2011							
GILGIT BALTISTAN		DIAMIR	1	18/05/2011	18/05/2011						
Grand Total			187	03/01/2011	16/12/2011						

Sanghar P1 case (SD/32/11/005) was identified as wild by a positive contact with date of stool collection 26/01/2011
Peshawar P1 case (NW/30/11/025) was identified as wild by a positive contact with date of stool collection 10/03/2011
Torghar P1 case (NW/15/11/001) was identified as wild by a positive contact with date of stool collection 21/04/2011
Khuzdar P1 case (BN/54/11/013) was identified as wild by a positive contact with date of stool collection 25/07/2011
Wazir-S P1 case (NW/65/11/015) was identified as wild by a positive contact with date of stool collection 12/10/2011
Ksaifulah P1 case (BN/25/11/005) was identified as wild by a positive contact with date of stool collection 21/11/2011
DGKhan P1 case (PB/81/11/145) was identified as wild by a positive contact with date of stool collection 15/12/2011
Kabdulah P1 case (BN/14/11/042) was identified as wild by a positive contact with date of stool collection 17/12/2011