



Table 1: Acute Flaccid Paralysis (AFP) cases by week of onset

Country	Reported AFP cases by week of onset - Week (51/11)/ Ending on : (25/12/11)														
	Total AFP 2009	Total AFP 2010	Total AFP to date, 2011	W 40 09 Oct 11	W 41 16 Oct 11	W 42 23 Oct 11	W 43 30 Oct 11	W 44 06 Nov 11	W 45 13 Nov 11	W 46 20 Nov 11	W 47 27 Nov 11	W 48 04 Dec 11	W 49 11 Dec 11	W 50 18 Dec 11	W 51 25 Dec 11
Afghanistan	1477	1572	1734	34	41	41	25	30	31	29	36	39	25	13	0
Bahrain	7	10	7	0	2	0	0	0	0	0	0	1	0	0	
Djibouti	6	3	6	0	0	0	0	0	0	0	0	0	1	0	0
Egypt	1126	1151	988	15	14	21	13	8	16	16	26	16	13	17	4
Iran	548	622	570	10	13	8	13	11	12	7	17	10	16	8	3
Iraq	412	489	509	15	17	5	5	2	7	16	5	12	10	5	
Jordan ****	31	40	24	1	0	1	2	0	1	0	0	0	0		
Kuwait	25	24	29	0	0	1	0	0	1	2	1	3	0	0	
Lebanon ****	8	19	17	0	0	0	1	0	0	1	1	0	0	1	
Libya	44	46	32	1	0	0	0	2	0	3	1	2	1	0	
Morocco	115	100	67	0	1	2	2	0	2	2	0	1	1	1	
Oman	19	33	37	0	0	0	1	0	0	2	0	1	0	0	
Pakistan	5163	5393	5361	132	120	103	115	102	96	90	75	61	57	11	
Palestine ****	18	15	17	0	0	0	0	0	0	1	0	2	0	0	
Qatar	4	5	4	0	0	2	0	0	0	1	0	0	0	0	0
Saudi Arabia	195	239	206	6	5	1	3	4	2	3	1	1	2	5	1
Somalia	162	164	163	0	4	2	2	4	5	0	5	2	3	2	
Sudan	425	408	336	8	9	7	1	1	7	8	14	8	11	4	1
South Sudan	199	310	326	4	4	7	8	3	6	4	1	1	0	0	
Syria ****	203	194	156	2	5	4	0	2	1	3	3	3	0	0	
Tunisia	40	57	44	0	0	0	1	0	1	4	1	0	0	1	
U.A.E	17	18	25	0	0	1	0	0	0	0	3	1	2	1	
Yemen	366	426	367	11	8	10	10	1	6	10	5	4	6	4	2
Total EMR	10610	11338	11025	239	243	216	202	170	194	202	195	168	148	73	11

No data = No report received

Table 2: Confirmed polio cases by month of onset

Country	Total year 2009	Total year 2010	25/12		Confirmed polio cases by month of onset											
			2010	2011	January 2011	February 2011	March 2011	April 2011	May 2011	June 2011	July 2011	August 2011	September 2011	October 2011	November 2011	December 2011
Afghanistan	38	25	25	71	1	0	0	2	4	4	1	16	14	13	14	2
Bahrain	0	0	0	0	0	0	0	0	0	0	0	0	0	0	0	
Djibouti	0	0	0	0	0	0	0	0	0	0	0	0	0	0	0	
Egypt	0	0	0	0	0	0	0	0	0	0	0	0	0	0		
Iran	0	0	0	0	0	0	0	0	0	0	0	0	0	0		
Iraq	0	0	0	0	0	0	0	0	0	0	0	0	0	0		
Jordan ****	0	0	0	0	0	0	0	0	0	0	0	0	0	0		
Kuwait	0	0	0	0	0	0	0	0	0	0	0	0	0	0		
Lebanon ****	0	0	0	0	0	0	0	0	0	0	0	0	0	0	0	
Libya	0	0	0	0	0	0	0	0	0	0	0	0	0	0		
Morocco	0	0	0	0	0	0	0	0	0	0	0	0	0	0		
Oman	0	0	0	0	0	0	0	0	0	0	0	0	0	0	0	
Pakistan	89	144	142	181	8	8	11	12	13	8	11	17	34	37	16	6
Palestine ****	0	0	0	0	0	0	0	0	0	0	0	0	0	0		
Qatar	0	0	0	0	0	0	0	0	0	0	0	0	0	0		
Saudi Arabia	0	0	0	0	0	0	0	0	0	0	0	0	0	0		
Somalia	0	0	0	0	0	0	0	0	0	0	0	0	0	0		
Sudan	5	0	0	0	0	0	0	0	0	0	0	0	0	0		
South Sudan	40	0	0	0	0	0	0	0	0	0	0	0	0	0		
Syria ****	0	0	0	0	0	0	0	0	0	0	0	0	0	0		
Tunisia	0	0	0	0	0	0	0	0	0	0	0	0	0	0		
U.A.E	0	0	0	0	0	0	0	0	0	0	0	0	0	0		
Yemen	0	0	0	0	0	0	0	0	0	0	0	0	0	0		
Total EMR	172	169	167	252	9	8	11	14	17	12	12	33	48	50	30	8

**** UNRWA cases are included with those of country of residence



Table 3: Investigation of AFP cases with paralysis onset in 2010 & 2011 (up to week 51 ending 25 December 2011)

COUNTRY	2010												2011												Latest line List Date				
	AFP										Specimen		Wild isolates ****		AFP											Specimen		Wild isolates ****	
	Total AFP cases onset 2010	Case classification					Non polio AFP rate **	AFP cases pending classification > 90 days from onset of paralysis	AFP cases pending classification and lab > 90 days from onset of paralysis	% with *** adequate specimens	Wild P1 Poliovirus	Wild P3 Poliovirus	Total AFP cases onset 2011	Case classification					Annualized Non polio AFP rate **	AFP cases pending classification > 90 days from onset of paralysis	AFP cases pending classification and lab > 90 days from onset of paralysis	% with *** adequate specimens	Wild P1 Poliovirus	Wild P3 Poliovirus					
Total Confirmed Polio Cases *		Polio Compatible	Pending Classification	Discarded (non polio AFP)	VDPV	Total Confirmed Polio Cases *								Polio Compatible	Pending Classification	Discarded (non polio AFP)	VDPV												
Afghanistan	1572	25	5	0	1537	5	9.08	0	0	92.62	17	8	1734	71	6	107	1549	1	9.71	8	4	93.08	71	0	26/12/2011				
Bahrain	10	0	0	0	10	0	4.87	0	0	80.00	0	0	7	0	0	1	6	0	3.47	0	0	100.00	0	0	20/12/2011				
Djibouti	3	0	0	0	3	0	1.23	0	0	33.33	0	0	6	0	0	1	5	0	2.12	0	0	66.67	0	0	25/12/2011				
Egypt	1151	0	0	0	1151	0	3.73	0	0	94.87	0	0	988	0	0	93	894	1	3.27	0	0	91.09	0	0	22/12/2011				
Iran	622	0	0	0	622	0	3.51	0	0	90.68	0	0	570	0	0	38	530	2	3.26	2	0	89.82	0	0	25/12/2011				
Iraq	489	0	0	0	488	1	3.39	0	0	86.91	0	0	509	0	0	44	465	0	3.59	5	1	89.78	0	0	23/12/2011				
Jordan	40	0	0	0	40	0	1.76	0	0	95.00	0	0	24	0	0	8	16	0	1.01	2	0	100.00	0	0	13/12/2011				
Kuwait	24	0	0	0	24	0	3.33	0	0	100.00	0	0	29	0	0	2	27	0	3.96	0	0	93.10	0	0	18/12/2011				
Lebanon	19	0	0	0	19	0	1.72	0	0	47.37	0	0	17	0	0	10	7	0	1.57	6	0	52.94	0	0	24/12/2011				
Libya	46	0	0	0	46	0	2.25	0	0	100.00	0	0	32	0	0	7	25	0	1.59	0	0	100.00	0	0	24/12/2011				
Morocco	100	0	0	0	100	0	1.01	0	0	78.00	0	0	67	0	0	6	61	0	0.69	1	1	80.60	0	0	23/12/2011				
Oman	33	0	0	0	33	0	4.28	0	0	87.88	0	0	37	0	0	0	37	0	4.88	0	0	94.59	0	0	18/12/2011				
Pakistan	5393	144	24	0	5225	0	6.34	0	0	88.39	120	24	5361	181	13	276	4891	0	6.37	58	6	88.47	179	2	24/12/2011				
Palestine	15	0	0	0	15	0	0.94	0	0	100.00	0	0	17	0	0	3	14	0	1.07	0	0	100.00	0	0	18/12/2011				
Qatar	5	0	0	0	5	0	2.14	0	0	80.00	0	0	4	0	0	3	1	0	1.75	0	0	75.00	0	0	25/12/2011				
Saudi Arabia	239	0	0	0	239	0	2.83	0	0	96.65	0	0	206	0	0	22	184	0	2.43	0	0	99.03	0	0	25/12/2011				
Somalia	164	0	0	0	161	3	3.38	0	0	99.39	0	0	163	0	0	12	144	6	3.31	0	0	99.39	0	0	23/12/2011				
Sudan	408	0	0	0	408	0	2.80	0	0	97.30	0	0	336	0	0	26	310	0	2.31	0	0	96.73	0	0	25/12/2011				
South Sudan	310	0	2	0	308	0	4.06	0	0	92.90	0	0	326	0	0	24	301	2	4.35	2	0	93.25	0	0	23/12/2011				
Syria	194	0	0	0	193	1	2.02	0	0	95.36	0	0	156	0	0	6	150	0	1.61	0	0	94.23	0	0	22/12/2011				
Tunisia	57	0	0	0	57	0	2.18	0	0	92.98	0	0	44	0	0	7	37	0	1.72	0	0	93.18	0	0	24/12/2011				
U.A.E	18	0	0	0	18	0	1.78	0	0	100.00	0	0	25	0	0	7	18	0	2.51	0	0	100.00	0	0	24/12/2011				
Yemen	426	0	0	0	426	0	3.86	0	0	96.48	0	0	367	0	0	98	260	8	3.38	16	15	94.28	0	0	24/12/2011				
EMR	11338	169	31	0	11128	10	4.63	0	0	90.86	137	32	11025	252	19	801	9932	20	4.51	100	27	90.63	250	2					
2009	10610	172	29	0	10401	8	4.40	0	0	91.06	122	52																	

* Confirmed polio cases refer to wild isolation from AFP cases or from contacts of negative index AFP cases

** Non-polio AFP per 100,000 children <15 years

*** Adequate here refers to two stool specimens collected at least 24 hours apart, within 14 days of paralysis onset

**** AFP cases co infected with P1 and P3 are counted separately as wild isolates



Table 4: Investigation of contacts of AFP cases with paralysis onset in 2011 (up to week 51 ending 25/12/ 2011)

Country	No. of AFP cases	No. of eligible AFP cases for contact sampling*	% of eligible AFP cases with contact samplings	% of eligible AFP cases with 3+ contacts	Total number of Contacts**	% of contacts under 5 years	% of contacts with specimens collected within 7 days of notification of index	% Contact specimens in lab within 3 days of collection	% Contact specimens positive for NPEV	% Contact specimens positive for Sabin like virus	No. of contacts positive for wild virus	% of wild polio virus isolation from contacts	No. of Contacts positive for VDPVs	No. of -ve index AFP cases identified positive by contact	No. of district identified infected from contacts
Afghanistan	1734	120	84.2	84.2	724	95.7	72.7	33.0	25.4	3.2	13	1.9		8	5
Bahrain	7	0			0						0			0	0
Djibouti	6	2	0.0	0.0	0						0			0	0
Egypt	988	105	82.9	81.9	443	78.6	65.7	97.7	14.6	3.8	0	0.0		0	0
Iran	570	58	32.8	24.1	127	72.4	37.8	85.6	1.6	8.8	0	0.0		0	0
Iraq	509	52	69.2	57.7	140	74.3	31.4	83.2	15.3	2.2	0	0.0		0	0
Jordan	24	0			0						0			0	0
Kuwait	29	2	100.0	100.0	74	43.2	79.7	100.0	1.4	0.0	0	0.0		0	0
Lebanon	17	8	62.5	50.0	18	16.7	38.9	0.0	0.0	0.0	0	0.0		0	0
Libya	32	0			0						0			0	0
Morocco	67	13	53.8	46.2	32	37.5	62.5	82.6	13.0	0.0	0	0.0		0	0
Oman	37	2	0.0	0.0	22	95.5	77.3	100.0	22.7	9.1	0	0.0		0	0
Pakistan	5361	618	85.6	83.8	1857	91.0	64.6	75.9	25.1	5.3	17	1.0		7	3
Palestine	17	0			0						0			0	0
Qatar	4	1	0.0	0.0	0						0			0	0
Saudi Arabia	206	2	100.0	100.0	17	88.2	17.6	60.0	0.0	0.0	0	0.0		0	0
Somalia	163	1	100.0	100.0	476	88.9	98.7	12.8	14.6	3.9	0	0.0	9	0	0
Sudan	336	11	81.8	81.8	284	85.6	53.9	30.5	10.8	2.5	0	0.0		0	0
South Sudan	326	22	77.3	68.2	906	84.7	88.7	1.4	16.2	1.4	0	0.0	2	0	0
Syria	156	9	77.8	66.7	55	80.0	61.8	72.7	9.1	0.0	0	0.0		0	0
Tunisia	44	3	66.7	66.7	28	25.0	53.6	56.5	8.7	0.0	0	0.0		0	0
U.A.E.	25	0			0						0			0	0
Yemen	367	21	71.4	71.4	97	72.2	49.5	0.0	23.1	2.6	0	0.0	1	0	0
Grand Total 2011	11025	1050	79.9	77.2	5300	86.1	70.5	51.4	19.6	3.7	30	0.6	12	15	8
Grand Total 2010	11338	1062	80.7	75.7	5149	82.9	71.6	53.5	18.6	3.3	13	0.3	6	8	4

* Eligible refers to AFP cases with inadequate stool specimens

** Total number of contacts from eligible AFP cases and from other AFP cases as per with country criteria for contact sampling

Last wild contacts in EMRO, 01/01/2011-25/12/2011

Year	Country	Data	Date of Most Recent stool collection
		Count of wild contacts	
2011	Pakistan	17	15/12/2011
	Afghanistan	13	06/12/2011
Grand Total		30	15/12/2011



Table 5: Laboratory investigation of AFP cases with paralysis onset in 2011 (up to week 51 ending 25 December 2011)

Country	Polio laboratories	AFP cases with specimens	Preliminary virus isolation results of AFP cases						Poliovirus intratypic differentiation results #									Indicators				Latest report Date				
			Referred for ITD		NPEV only	Negative	Pending		Type 1			Type 2			Type 3			Discordant pending sequence	NPEV by PCR	Non-EV	Pending ITD		% specimens positive for NPEV*	% AFP cases with culture results within 14 days	% AFP cases with ITD results within 7 days	% AFP cases with ITD results within 45 days of onset**
			L20B+	L20B+INPEV			received <= 14 days	received > 14 days ago	Wild	Sabin	VDPV	Wild	Sabin	VDPV	Wild	Sabin	VDPV									
Afghanistan	RRL Pakistan	1709	120	5	347	1181	56		63	34			12	1	29		1		3		19%	99%	97%	98%	23/12/2011	
Bahrain	PNL Oman	6			3	3															50%	100%		100%	05/12/2011	
Djibouti	NPL Kenya	5			1	4															20%			100%	25/12/2011	
Egypt***	RRL Egypt	974	19	5	132	790	27	1	4	1		2			12		2	5	1	13%	93%	100%	99%	25/12/2011		
Iran	NPL Iran	565	19		6	519	21		3			4	2		3			8		1%	100%	100%	97%	24/12/2011		
Iraq	NPL Iraq, RRL Egypt	508	15		85	378	23	7	3			4			7				1	17%	100%	100%	62%	23/12/2011		
Jordan	NPL Jordan, RRL Tunisia	28	1			25	1	1	1											7%	96%	100%	100%	22/12/2011		
Kuwait	RRL Kuwait	38				30	6	2												1%	87%		100%	25/12/2011		
Lebanon	RRL Egypt	21			2	16	3													7%	100%		57%	18/12/2011		
Libya	RRL Tunisia	34	1		2	27	4		1											5%	96%	100%	87%	16/12/2011		
Morocco	NPL Morocco, RRL Tunisia	63			2	59	2													7%	100%		94%	23/12/2011		
Oman	NPL Oman	36			5	31											2	21		15%	97%		100%	05/12/2011		
Pakistan	RRL Pakistan	5389	362	39	1154	3661	174		172	107		57		2	114				2	21	20%	100%	98%	97%	23/12/2011	
Palestine & UNRWA		17			1	12		3												8%	7%		93%	18/12/2011		
Qatar	NPL Oman	2				2														0%	100%		100%	05/12/2011		
Saudi Arabia	NPL Saudi Arabia, NPL Oman	204	1		1	192	1	9				1								1%	78%	100%	99%	18/12/2011		
Somalia	NPL Kenya	163	19		23	109	4	8	2			10	2		6					15%	3%		98%	23/12/2011		
Sudan	NPL Sudan, NICD, S. Africa	335	7	1	52	251	17	7							3					13%	89%	100%	100%	25/12/2011		
South Sudan	NPL Kenya	326	10		54	240		22		2		5			6					18%	1%		96%	23/12/2011		
Syria	NPL Syria, RRL Tunisia	152	3		11	136	1	1							1					8%	97%	100%	50%	21/12/2011		
Tunisia	RRL Tunisia	44			2	41		1												5%	100%		100%	16/12/2011		
U.A.E	NPL Oman	18			2	16														8%	100%		100%	05/12/2011		
Yemen	NPL Oman	336	13	3	45	258		17		2		3	7		2			2		14%	95%	100%	15%	05/12/2011		
Total EMR 2011		10973	590	53	1930	7981	340	79	235	159	1	98	12	2	183		3	4	37	4	17%	94%	98%	95%		
Total EMR 2010		11130	549	35	2051	8492			130	205		110	6	31	189			4	20	1	16%	94%	98%	97%		

* Specimens from all sources including non-AFP cases, excluding environmental samples

** This indicator reflects surveillance and laboratory activities

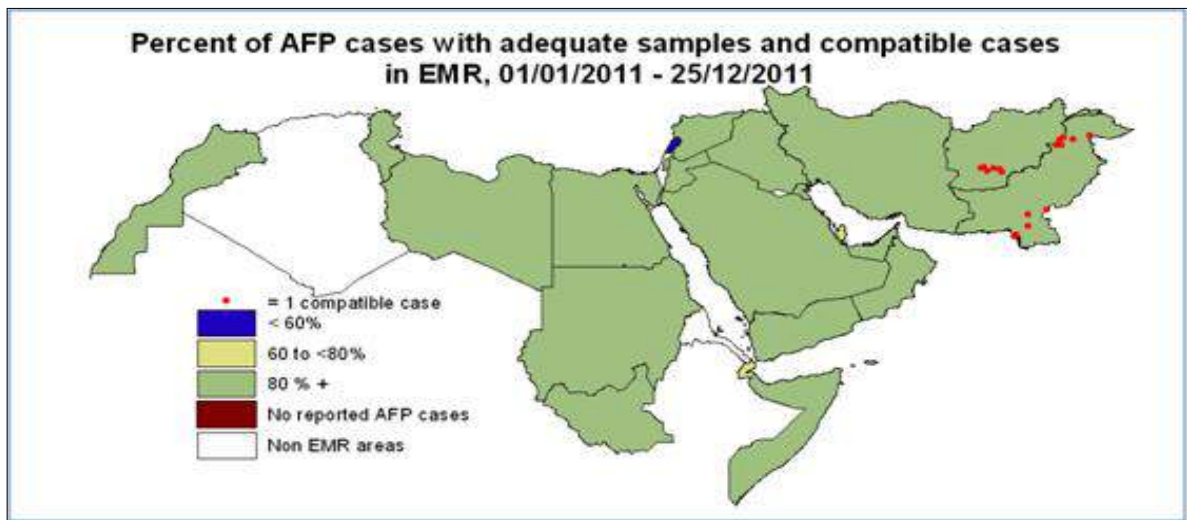
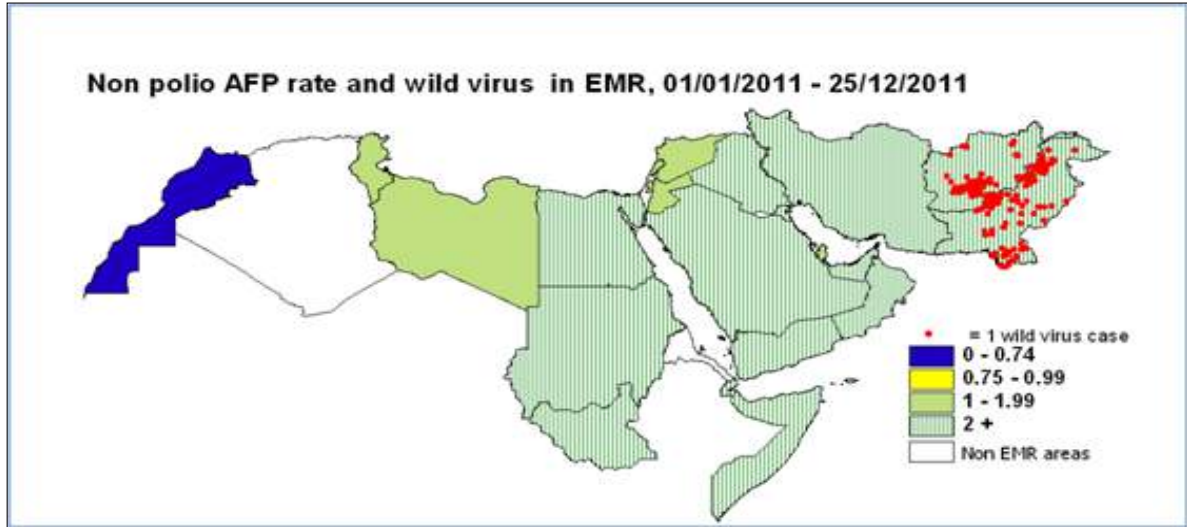
*** Environmental surveillance initiated in Egypt in September 2000 showed the following:

Year	2000	2001	2002	2003	2004	2005	2006	2007	2008	2009	2010	2011	Grand Total
Negative	52	55	136	299	469	499	492	458	444	481	415	400	4200
Pending												37	37
Wild	2	75	26	12	13	2			2		1		133
Grand Total	54	130	162	311	482	501	492	458	446	481	416	437	4370

In 2008, out of 446 samples, 2 positive for wild virus in Giza governorate (Al Haram Site) genomic sequence data indicate importation from Ethiopia / South Sudan & Cairo governorate (Al Haggana 2) genomic sequence data indicate nearest importation from India. In 2011, 1 positive sample for wild virus in Aswan governorate (Aswan City) genomic sequence data indicate nearest importation from Sudan.

****Environmental surveillance initiated in Pakistan in August 2009 showed the following:

Year	2009				2009 Total	2010								2010 Total	2011						2011 Total		
	KHIBALDIA TOWN	KHIGADAP TOWN	KHIGULSHAN-E/IGBAL TOWN	LAHORE		KHIBALDIA TOWN	KHIGADAP TOWN	KHIGULSHAN-E/IGBAL TOWN	LAHORE	PESHAWAR	RAWALPINDI	QUETTA	MILTAN		KHIBALDIA TOWN	KHIGADAP TOWN	KHIGULSHAN-E/IGBAL TOWN	LAHORE	PESHAWAR	RAWALPINDI		QUETTA	MILTAN
Negative	9	3	5	10	27	10	11	12	27	2	2	4	9	77	6	7	10	17	5	1	4	15	65
Pending															1	4	3	5	2	1	2	3	21
Wild	1	8	7	2	18	6	20	12	6	12	5	9	9	79	4	24	11	14	16	9	17	17	112
Grand Total	10	11	12	12	45	16	31	24	33	14	7	13	18	156	11	35	24	36	23	11	23	35	198



Wild polio cases by country and date of onset of paralysis in EMR, 2011

Year	COUNTRY	P1			P3			Total Count	First Case	Last Case
		Count	First Case	Last Case	Count	First Case	Last Case			
2011	AFG	71	11/01/2011	04/12/2011				71	11/01/2011	04/12/2011
	PAK	179	03/01/2011	09/12/2011	2	09/06/2011	27/09/2011	181	03/01/2011	09/12/2011
2011 Total		250	03/01/2011	09/12/2011	2	09/06/2011	27/09/2011	252	03/01/2011	09/12/2011



Wild Polio cases by district and date of onset of paralysis, Afghanistan 2011

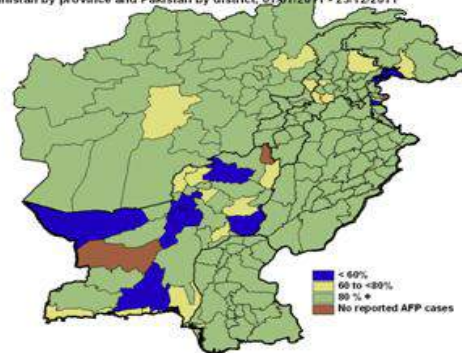
PROVINCE	DISTRICT	P1		
		Count	First case	Last case
KANDAHAR	SPIN BOLDAK	2	10/11/2011	04/12/2011
	KANDAHAR	12	23/05/2011	26/11/2011
	PANJWAYI	4	15/08/2011	24/11/2011
	MAYWAND	6	25/04/2011	15/11/2011
	SHAH WALI KOT	3	05/08/2011	03/11/2011
	ARGHANDAB (K)	1	25/09/2011	25/09/2011
HILMAND	DAMAN	2	11/01/2011	19/06/2011
	NAD ALI	8	05/08/2011	03/12/2011
	NAHRI SARRAJ	4	29/05/2011	06/11/2011
	LASHKAR GAH	1	16/09/2011	16/09/2011
	KAJAKI	1	01/09/2011	01/09/2011
	NAWAY_I BARAKZAYI	1	30/08/2011	30/08/2011
URUZGAN	MUSA QALA	3	08/05/2011	28/06/2011
	DIHRAWUD	2	12/11/2011	29/11/2011
	TIRIN KOT	1	23/11/2011	23/11/2011
	SHAHIDI HASSAS	1	11/10/2011	11/10/2011
FARYAB	NESH	1	25/09/2011	25/09/2011
	ALMAR	2	14/10/2011	19/11/2011
KAPISA	MAHMUD RAQI	1	14/11/2011	14/11/2011
PARWAN	CHAHARIKAR	3	30/08/2011	04/11/2011
	ALI ABAD	1	04/11/2011	04/11/2011
PAKTIKA	BARMAL	1	14/10/2011	14/10/2011
BAGHLHAN	BAGHLAN	1	07/10/2011	07/10/2011
ZABUL	SHINKAY	1	05/10/2011	05/10/2011
	DAYCHOPAN	1	02/10/2011	02/10/2011
	QALAT	1	22/09/2011	22/09/2011
KUNAR	DANGAM	1	02/10/2011	02/10/2011
NANGARHAR	LAL PUR	1	28/09/2011	28/09/2011
BADGHIS	MUQUR (B)	1	04/09/2011	04/09/2011
FARAH	BAKWA	2	26/04/2011	04/08/2011
	BALA BULUK	1	10/06/2011	10/06/2011
Grand Total		71	11/01/2011	04/12/2011

Kandahar P1 case (AFG/08/11/103) was identified as wild by a positive contact with date of stool collection 30/05/11
 Maywand P1 case (AFG/08/11/110) was identified as wild by a positive contact with date of stool collection 29/05/11
 Bala Buluk P1 case (AFG/03/11/132) was identified as wild by a positive contact with date of stool collection 13/06/11
 Ali Abad P1 case (AFG/01/11/217) was identified as wild by a positive contact with date of stool collection 29/09/2011
 Arghandab (K) P1 case (AFG/08/11/257) was identified as wild by a positive contact with date of stool collection 14/10/11
 Chaharikar P1 case (AFG/05/11/240) was identified as wild by a positive contact with date of stool collection 23/10/211
 Chaharikar P1 case (AFG/05/11/271) was identified as wild by a positive contact with date of stool collection 24/11/2011
 Al Mar P1 case (AFG/02/11/274) was identified as wild by a positive contact with date of stool collection 06/12/2011

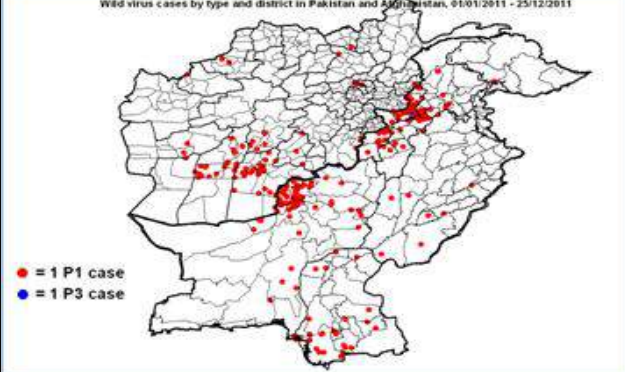
Non polio AFP rate in Afghanistan by province and Pakistan by district, 01/01/2011- 25/12/2011



Percent of AFP cases with adequate samples in Afghanistan by province and Pakistan by district, 01/01/2011 - 25/12/2011



Wild virus cases by type and district in Pakistan and Afghanistan, 01/01/2011 - 25/12/2011



* **District RY Khan, Punjab Province**, was identified as an infected district by isolating wild type P1 virus from a healthy child with date of stool collection 08/01/2011
 * **District Nsirabad, Balochistan Province**, was identified as an infected district by isolating wild type P1 virus from a healthy child with date of stool collection 26/01/2011
 * **District Faisalabad, Punjab Province**, was identified as an infected district by isolating wild type P1 virus from a healthy child with date of stool collection 28/07/2011
 * **District Muzfargarh, Punjab Province**, was identified as an infected district by isolating wild type P1 virus from a healthy child with date of stool collection 07/08/2011



Wild Polio cases by district and date of onset of paralysis, Pakistan 2011

PROVINCE	DISTRICT	P1			P3		
		Count	First case	Last case	Count	First case	Last case
KHYBER PAKHTOON	TANK	2	17/11/2011	09/12/2011			
	PESHAWAR	6	16/01/2011	25/11/2011			
	BANNU	2	21/05/2011	24/11/2011			
	KOHAT	6	28/01/2011	22/11/2011			
	BUNIR	3	10/09/2011	11/11/2011			
	NOWSHERA	2	22/09/2011	28/10/2011			
	LAKKIMRWT	3	09/03/2011	27/10/2011			
	SWABI	1	14/10/2011	14/10/2011			
	DIRUPPER	1	19/09/2011	19/09/2011			
TORGHAR	2	06/04/2011	22/05/2011				
PUNJAB	DGKHAN	1	08/12/2011	08/12/2011			
	MUZFARGARH	1	02/12/2011	02/12/2011			
	BAHAWALPUR	1	04/11/2011	04/11/2011			
	VEHARI	1	16/10/2011	16/10/2011			
	RYKHAN	1	11/10/2011	11/10/2011			
	LODHRAN	1	04/09/2011	04/09/2011			
	OKARA	1	13/08/2011	13/08/2011			
SINDH	THATTA	8	10/04/2011	06/12/2011			
	KHIGIQBAL	1	10/10/2011	10/10/2011			
	JACOBABAD	1	09/10/2011	09/10/2011			
	KHIBALDIA	1	07/10/2011	07/10/2011			
	KASHMORE	1	07/10/2011	07/10/2011			
	KAMBAR	2	28/09/2011	05/10/2011			
	KHIGADAP	2	05/04/2011	21/09/2011			
	BADIN	3	22/02/2011	19/09/2011			
	KHISITE	2	07/05/2011	16/09/2011			
	UMERKOT	1	24/08/2011	24/08/2011			
	HYDERABAD	1	19/08/2011	19/08/2011			
	JAMSHORO	1	29/05/2011	29/05/2011			
	SANGHAR	2	20/01/2011	19/04/2011			
	KHISADDAR	1	05/04/2011	05/04/2011			
	KHIORANGI	1	29/03/2011	29/03/2011			
	TMKHAN	2	18/02/2011	04/03/2011			
	T.ALLAHYAR	1	21/01/2011	21/01/2011			
FATA	KHYBER	17	15/01/2011	02/12/2011	2	09/06/2011	27/09/2011
	WAZIR-N	13	18/08/2011	11/11/2011			
	BAJOUR	2	24/09/2011	11/11/2011			
	WAZIR-S	4	22/07/2011	17/10/2011			
	MOHMAND	4	03/01/2011	05/07/2011			
	ORAKZAI	2	06/05/2011	15/06/2011			
	KURRAM	1	06/03/2011	06/03/2011			
BALOCHISTAN	QUETTA	15	22/06/2011	01/12/2011			
	KABDULAH	19	02/03/2011	27/11/2011			
	HARNAI	1	26/11/2011	26/11/2011			
	PISHIN	16	19/02/2011	12/11/2011			
	BARKHAN	1	29/10/2011	29/10/2011			
	MASTUNG	2	20/10/2011	23/10/2011			
	KSAIFULAH	2	20/09/2011	20/10/2011			
	KHUZDAR	4	03/05/2011	17/10/2011			
	LORALAI	3	05/09/2011	30/09/2011			
	KALAT	1	10/08/2011	10/08/2011			
	DBUGTI	1	12/07/2011	12/07/2011			
	KOHLU	1	08/07/2011	08/07/2011			
	NOSHKI	3	01/04/2011	28/04/2011			
GILGIT BALTISTAN	DIAMIR	1	18/05/2011	18/05/2011			
Grand Total		179	03/01/2011	09/12/2011	2	09/06/2011	27/09/2011

Sanghar P1 case (SD/32/11/005) was identified as wild by a positive contact with date of stool collection 26/01/2011
Peshawar P1 case (NW/30/11/025) was identified as wild by a positive contact with date of stool collection 10/03/2011
Torghar P1 case (NW/15/11/001) was identified as wild by a positive contact with date of stool collection 21/04/2011
Khuzdar P1 case (BN/54/11/013) was identified as wild by a positive contact with date of stool collection 25/07/2011
Wazir-S P1 case (NW/65/11/015) was identified as wild by a positive contact with date of stool collection 12/10/2011
Ksaifulah P1 case (BN/25/11/005) was identified as wild by a positive contact with date of stool collection 21/11/2011
DGKhan P1 case (PB/81/11/145) was identified as wild by a positive contact with date of stool collection 15/12/2011