



Table 1: Acute Flaccid Paralysis (AFP) cases by week of onset

Country	Reported AFP cases by week of onset - Week (39/11)/ Ending on : (02/10/11)														
	Total AFP 2009	Total AFP 2010	Total AFP to date, 2011	W 28 17 Jul 11	W 29 24 Jul 11	W 30 31 Jul 11	W 31 07 Aug 11	W 32 14 Aug 11	W 33 21 Aug 11	W 34 28 Aug 11	W 35 04 Sep 11	W 36 11 Sep 11	W 37 18 Sep 11	W 38 25 Sep 11	W 39 02 Oct 11
Afghanistan	1477	1572	1340	33	40	26	45	46	23	32	34	39	41	21	1
Bahrain	7	10	4	0	0	0	0	0	0	0	0	0	0	0	
Djibouti	6	3	5	0	0	1	0	0	0	1	0	0	0	0	0
Egypt	1126	1151	792	20	11	15	17	13	19	16	18	24	21	10	2
Iran	548	622	432	11	12	7	16	9	6	11	11	14	10	6	0
Iraq	412	489	388	13	10	9	10	13	9	6	7	14	11	5	
Jordan ****	31	40	18	0	0	2	0	0	0	0	1	0	2	1	
Kuwait	25	24	20	0	0	0	0	1	1	0	0	0	0	2	0
Lebanon ****	8	19	13	0	0	1	0	0	1	0	0	0	0		
Libya	44	46	17												
Morocco	115	100	54	2	1	0	2	0	0	1	0	1	2	0	
Oman	19	33	33	2	1	1	0	0	1	0	0	0	2	0	0
Pakistan	5163	5393	4003	105	106	118	108	84	119	88	97	78	73	27	
Palestine ****	18	15	14	0	0	0	0	2	0	0	0	2	1	0	0
Qatar	4	5	1	0	0	0	0	0	0	0	0	0	0	0	0
Saudi Arabia	195	239	166	4	6	2	3	5	4	1	2	11	5	1	0
Somalia	162	164	130	3	5	4	1	0	3	2	3	0	2	4	
Sudan	425	408	248	6	3	6	4	9	7	10	5	6	3	4	0
South Sudan	199	310	267	5	10	5	5	9	8	7	12	3	0	0	
Syria ****	203	194	127	3	1	0	3	2	0	2	0	0	3	1	
Tunisia	40	57	35	0	0	0	3	0	0	0	2	0	0	0	
U.A.E	17	18	17	0	1	0	0	0	0	0	0	0	0	0	0
Yemen	366	426	271	12	5	10	4	7	4	5	7	10	9	3	
<b>Total EMR</b>	<b>10610</b>	<b>11338</b>	<b>8395</b>	<b>219</b>	<b>212</b>	<b>207</b>	<b>221</b>	<b>200</b>	<b>205</b>	<b>182</b>	<b>199</b>	<b>202</b>	<b>185</b>	<b>85</b>	<b>3</b>

No data = No report received

Table 2: Confirmed polio cases by month of onset

Country	Total year 2009	Total year 2010	02/10		Confirmed polio cases by month of onset											
			2010	2011	November 2010	December 2010	January 2011	February 2011	March 2011	April 2011	May 2011	June 2011	July 2011	August 2011	September 2011	October 2011
Afghanistan	38	25	19	36	3	1	1	0	0	0	2	4	4	1	16	8
Bahrain	0	0	0	0	0	0	0	0	0	0	0	0	0	0	0	
Djibouti	0	0	0	0	0	0	0	0	0	0	0	0	0	0	0	
Egypt	0	0	0	0	0	0	0	0	0	0	0	0	0	0	0	
Iran	0	0	0	0	0	0	0	0	0	0	0	0	0	0	0	
Iraq	0	0	0	0	0	0	0	0	0	0	0	0	0	0	0	
Jordan ****	0	0	0	0	0	0	0	0	0	0	0	0	0	0	0	
Kuwait	0	0	0	0	0	0	0	0	0	0	0	0	0	0	0	
Lebanon ****	0	0	0	0	0	0	0	0	0	0	0	0	0	0	0	
Libya	0	0	0	0	0	0	0	0	0	0	0	0	0	0	0	
Morocco	0	0	0	0	0	0	0	0	0	0	0	0	0	0	0	
Oman	0	0	0	0	0	0	0	0	0	0	0	0	0	0	0	
Pakistan	89	144	96	100	15	7	8	8	11	12	13	8	11	17	12	
Palestine ****	0	0	0	0	0	0	0	0	0	0	0	0	0	0	0	
Qatar	0	0	0	0	0	0	0	0	0	0	0	0	0	0	0	
Saudi Arabia	0	0	0	0	0	0	0	0	0	0	0	0	0	0	0	
Somalia	0	0	0	0	0	0	0	0	0	0	0	0	0	0	0	
Sudan	5	0	0	0	0	0	0	0	0	0	0	0	0	0	0	
South Sudan	40	0	0	0	0	0	0	0	0	0	0	0	0	0	0	
Syria ****	0	0	0	0	0	0	0	0	0	0	0	0	0	0	0	
Tunisia	0	0	0	0	0	0	0	0	0	0	0	0	0	0	0	
U.A.E	0	0	0	0	0	0	0	0	0	0	0	0	0	0	0	
Yemen	0	0	0	0	0	0	0	0	0	0	0	0	0	0	0	
<b>Total EMR</b>	<b>172</b>	<b>169</b>	<b>115</b>	<b>136</b>	<b>18</b>	<b>8</b>	<b>9</b>	<b>8</b>	<b>11</b>	<b>14</b>	<b>17</b>	<b>12</b>	<b>12</b>	<b>33</b>	<b>20</b>	<b>0</b>

\*\*\*\* UNRWA cases are included with those of country of residence



Table 3: Investigation of AFP cases with paralysis onset in 2010 & 2011 (up to week 39 ending 02 October 2011)

COUNTRY	2010												2011												Latest line List Date						
	AFP									Specimen			Wild isolates			AFP										Specimen			Wild isolates		
	Total AFP cases onset 2010	Case classification					Non polio AFP rate **	AFP cases pending classification > 90 days from onset of paralysis	AFP cases pending classification and lab > 90 days from onset of paralysis	% with *** adequate specimens	Wild P1 Poliovirus	Wild P3 Poliovirus	Total AFP cases onset 2011	Case classification					Annualized Non polio AFP rate **	AFP cases pending classification > 90 days from onset of paralysis	AFP cases pending classification and lab > 90 days from onset of paralysis	% with *** adequate specimens	Wild P1 Poliovirus	Wild P3 Poliovirus							
		Total Confirmed Polio Cases *	Polio Compatible	Pending Classification	Discarded (non polio AFP)	VDPV								Total Confirmed Polio Cases *	Polio Compatible	Pending Classification	Discarded (non polio AFP)	VDPV													
Afghanistan	1572	25	5	0	1537	5	9.08	0	0	92.62	17	8	1340	36	1	110	1192	1	9.93	5	1	93.73	36	0	02/10/2011						
Bahrain	10	0	0	0	10	0	4.87	0	0	80.00	0	0	4	0	0	1	3	0	2.59	0	0	100.00	0	0	25/09/2011						
Djibouti	3	0	0	0	3	0	1.23	0	0	33.33	0	0	5	0	0	2	3	0	2.31	0	0	80.00	0	0	02/10/2011						
Egypt	1151	0	0	0	1151	0	3.73	0	0	94.87	0	0	792	0	0	115	676	1	3.42	2	2	93.06	0	0	30/09/2011						
Iran	622	0	0	0	622	0	3.51	0	0	90.68	0	0	432	0	0	25	406	1	3.22	2	1	89.35	0	0	02/10/2011						
Iraq	489	0	0	0	488	1	3.39	0	0	86.91	0	0	388	0	0	32	356	0	3.58	1	0	89.43	0	0	30/09/2011						
Jordan	40	0	0	0	40	0	1.76	0	0	95.00	0	0	18	0	0	6	12	0	0.97	0	0	100.00	0	0	29/09/2011						
Kuwait	24	0	0	0	24	0	3.33	0	0	100.00	0	0	20	0	0	2	18	0	3.57	0	0	90.00	0	0	02/10/2011						
Lebanon	19	0	0	0	19	0	1.72	0	0	47.37	0	0	13	0	0	6	7	0	1.56	5	2	53.85	0	0	24/09/2011						
Libya	46	0	0	0	46	0	2.25	0	0	100.00	0	0	17	0	0	6	11	0	1.1	6	6	100.00	0	0	12/07/2011						
Morocco	100	0	0	0	100	0	1.01	0	0	78.00	0	0	54	0	0	7	47	0	0.72	2	0	83.33	0	0	30/09/2011						
Oman	33	0	0	0	33	0	4.28	0	0	87.88	0	0	33	0	0	2	31	0	5.68	0	0	90.91	0	0	02/10/2011						
Pakistan	5393	144	24	0	5225	0	6.34	0	0	88.39	120	24	4003	100	8	254	3641	0	6.26	32	8	89.81	99	1	01/10/2011						
Palestine	15	0	0	0	15	0	0.94	0	0	100.00	0	0	14	0	0	5	9	0	1.16	0	0	100.00	0	0	02/10/2011						
Qatar	5	0	0	0	5	0	2.14	0	0	80.00	0	0	1	0	0	0	1	0	0.57	0	0	100.00	0	0	02/10/2011						
Saudi Arabia	239	0	0	0	239	0	2.83	0	0	96.65	0	0	166	0	0	32	134	0	2.56	0	0	98.80	0	0	02/10/2011						
Somalia	164	0	0	0	160	4	3.38	0	0	99.39	0	0	130	0	0	14	111	5	3.44	1	0	99.23	0	0	29/09/2011						
Sudan	408	0	0	0	408	0	2.80	0	0	97.30	0	0	248	0	0	5	243	0	2.22	0	0	96.77	0	0	02/10/2011						
South Sudan	310	0	2	0	308	0	4.06	0	0	92.90	0	0	267	0	0	48	218	1	4.66	6	1	92.88	0	0	29/09/2011						
Syria	194	0	0	0	193	1	2.02	0	0	95.36	0	0	127	0	0	5	122	0	1.71	1	0	93.70	0	0	29/09/2011						
Tunisia	57	0	0	0	57	0	2.18	0	0	92.98	0	0	35	0	0	0	35	0	1.83	0	0	94.29	0	0	01/10/2011						
U.A.E	18	0	0	0	18	0	1.78	0	0	100.00	0	0	17	0	0	0	17	0	2.23	0	0	100.00	0	0	02/10/2011						
Yemen	426	0	0	0	426	0	3.86	0	0	96.48	0	0	271	0	0	102	166	4	3.26	14	13	95.20	0	0	30/09/2011						
EMR	11338	169	31	0	11127	11	4.63	0	0	90.86	137	32	8395	136	9	779	7459	13	4.52	77	34	91.57	135	1							
2009	10610	172	29	0	10401	8	4.40	0	0	91.06	122	52																			

\* Confirmed polio cases refer to wild isolation from AFP cases or from contacts of negative index AFP cases

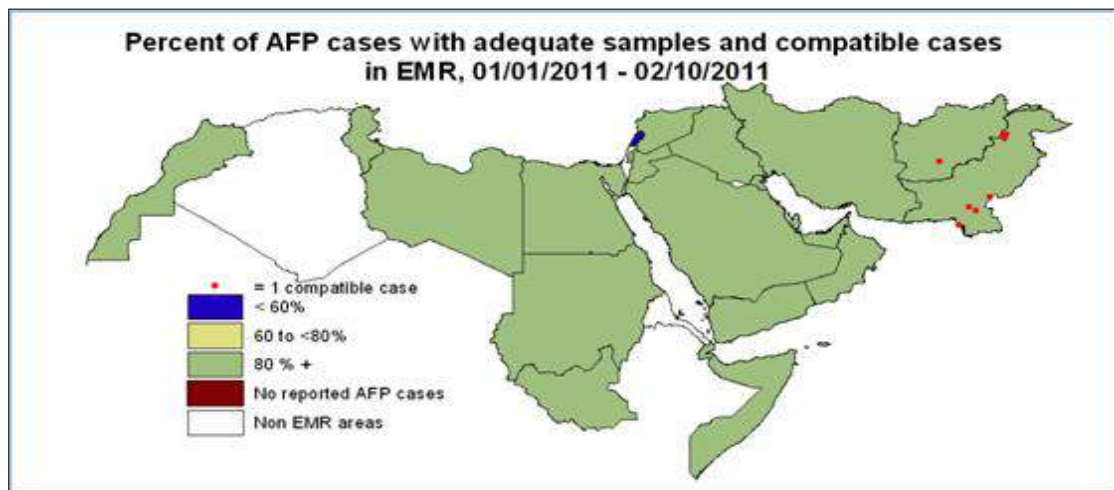
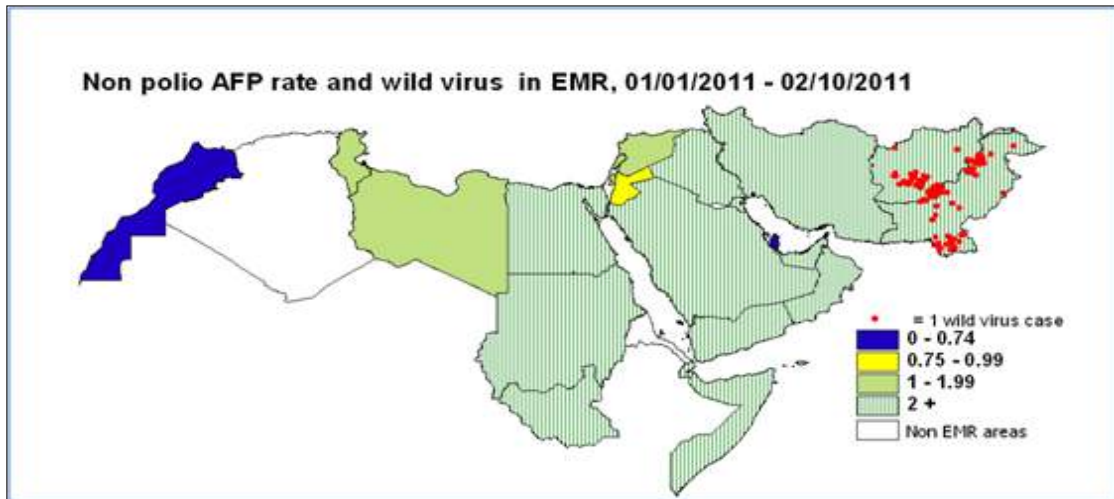
\*\* Non-polio AFP per 100,000 children <15 years

\*\*\* Adequate here refers to two stool specimens collected at least 24 hours apart, within 14 days of paralysis onset

\*\*\*\* AFP cases co infected with P1 and P3 are counted separately as wild isolates

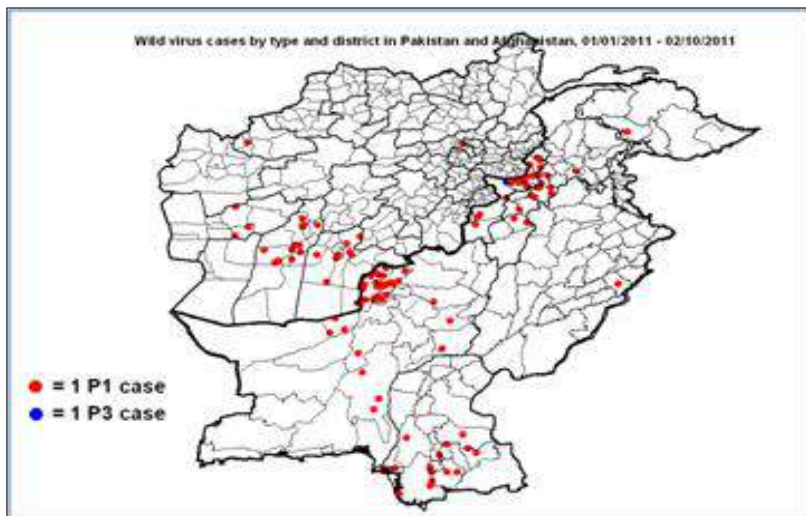
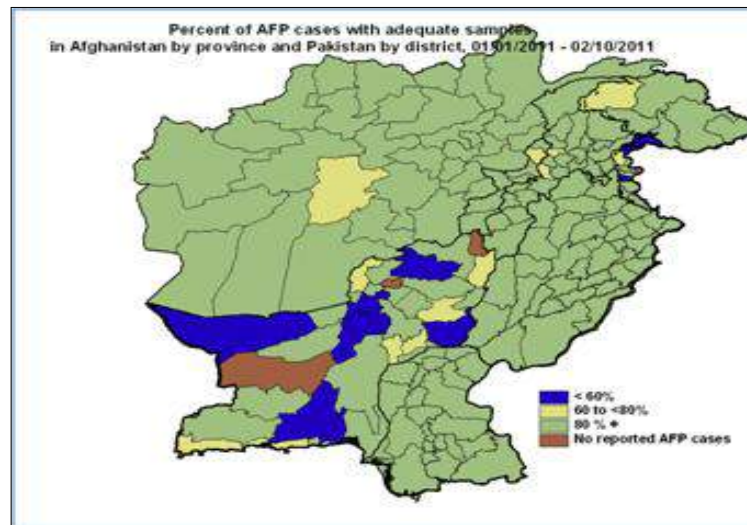
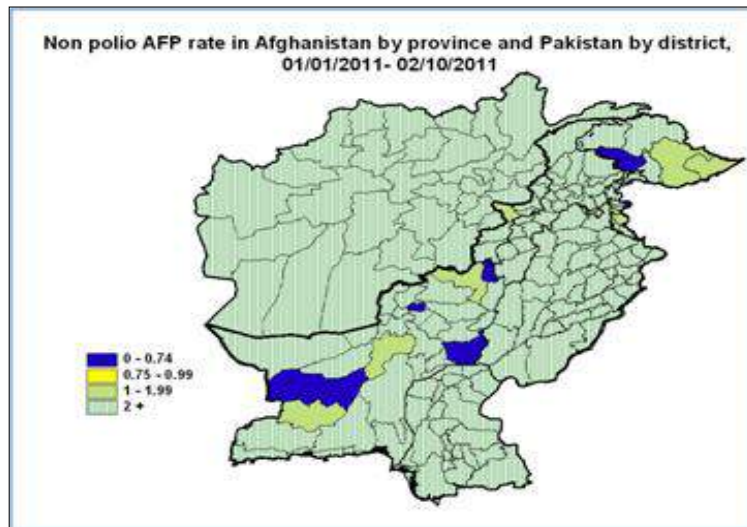






**Wild polio cases by country and date of onset of paralysis in EMR, 2011**

Year	COUNTRY	P1			P3			Total Count	First Case	Last Case
		Count	First Case	Last Case	Count	First Case	Last Case			
2011	AFG	36	11/01/2011	16/09/2011				36	11/01/2011	16/09/2011
	PAK	99	03/01/2011	20/09/2011	1	09/06/2011	09/06/2011	100	03/01/2011	20/09/2011
2011 Total		135	03/01/2011	20/09/2011	1	09/06/2011	09/06/2011	136	03/01/2011	20/09/2011



---

---

---

---

---



**Wild Polio cases by district and date of onset of paralysis, Afghanistan 2011**

PROVINCE	DISTRICT	P1		
		Count	First case	Last case
FARAH	BALA BULUK	1	10/06/2011	10/06/2011
	BAKWA	2	26/04/2011	04/08/2011
BADGHIS	MUQUR (B)	1	04/09/2011	04/09/2011
PARWAN	CHAHARIKAR	1	30/08/2011	30/08/2011
KANDAHAR	KANDAHAR	8	23/05/2011	08/09/2011
	MAYWAND	3	25/04/2011	12/09/2011
	PANJWAYI	2	15/08/2011	13/09/2011
	DAMAN	2	11/01/2011	19/06/2011
	SHAH WALI KOT	2	05/08/2011	12/08/2011
HILMAND	NAHRI SARRAJ	3	29/05/2011	02/09/2011
	NAWAY_I_BARAKZAYI	1	30/08/2011	30/08/2011
	NAD ALI	5	05/08/2011	19/08/2011
	MUSA QALA	3	08/05/2011	28/06/2011
	LASHKAR GAH	1	16/09/2011	16/09/2011
	KAJAKI	1	01/09/2011	01/09/2011
<b>Grand Total</b>		<b>36</b>	<b>11/01/2011</b>	<b>16/09/2011</b>

**Wild Polio cases by district and date of onset of paralysis, Pakistan 2011**

PROVINCE	DISTRICT	P1			P3		
		Count	First case	Last case	Count	First case	Last case
BALOCHISTAN	QUETTA	6	22/06/2011	16/09/2011			
	PISHIN	10	19/02/2011	10/09/2011			
	KABDULAH	15	02/03/2011	17/09/2011			
	NOSHKI	3	01/04/2011	28/04/2011			
	LORALAI	2	05/09/2011	20/09/2011			
	KOHLU	1	08/07/2011	08/07/2011			
	DBUGTI	1	12/07/2011	12/07/2011			
	KALAT	1	10/08/2011	10/08/2011			
	KHUZDAR	3	03/05/2011	08/07/2011			
	PUNJAB	OKARA	1	13/08/2011	13/08/2011		
LODHRAN		1	04/09/2011	04/09/2011			
SINDH	HYDERABAD	1	19/08/2011	19/08/2011			
	THATTA	3	10/04/2011	26/08/2011			
	BADIN	3	22/02/2011	19/09/2011			
	JAMSHORO	1	29/05/2011	29/05/2011			
	TMKhan	2	18/02/2011	04/03/2011			
	T.ALLAHYAR	1	21/01/2011	21/01/2011			
	SANGHAR	2	20/01/2011	19/04/2011			
	UMERKOT	1	24/08/2011	24/08/2011			
	KHIGADAP	1	05/04/2011	05/04/2011			
	KHIORANGI	1	29/03/2011	29/03/2011			
	KHISADDAR	1	05/04/2011	05/04/2011			
KHISITE	2	07/05/2011	16/09/2011				
GILGIT BALTISTAN	DIAMIR	1	18/05/2011	18/05/2011			
KHYBER PAKHTOON	BUNIR	1	10/09/2011	10/09/2011			
	DIRUPPER	1	19/09/2011	19/09/2011			
	PESHAWAR	4	16/01/2011	17/08/2011			
	KOHAT	3	28/01/2011	20/04/2011			
	BANNU	1	21/05/2011	21/05/2011			
	LAKKIMRWT	2	09/03/2011	13/03/2011			
FATA	TORGHAR	2	06/04/2011	22/05/2011			
	KHYBER	10	15/01/2011	12/08/2011	1	09/06/2011	09/06/2011
	MOHMAND	4	03/01/2011	05/07/2011			
	KURRAM	1	06/03/2011	06/03/2011			
	ORAKZAI	2	06/05/2011	15/06/2011			
	WAZIR-N	3	18/08/2011	14/09/2011			
WAZIR-S	1	22/07/2011	22/07/2011				
<b>Grand Total</b>		<b>99</b>	<b>03/01/2011</b>	<b>20/09/2011</b>	<b>1</b>	<b>09/06/2011</b>	<b>09/06/2011</b>