



Table 1: Acute Flaccid Paralysis (AFP) cases by week of onset

Country	Reported AFP cases by week of onset - Week (38/11)/ Ending on : (25/09/11)														
	Total AFP 2009	Total AFP 2010	Total AFP to date, 2011	W 27 10 Jul 11	W 28 17 Jul 11	W 29 24 Jul 11	W 30 31 Jul 11	W 31 07 Aug 11	W 32 14 Aug 11	W 33 21 Aug 11	W 34 28 Aug 11	W 35 04 Sep 11	W 36 11 Sep 11	W 37 18 Sep 11	W 38 25 Sep 11
Afghanistan	1477	1572	1307	39	33	40	26	45	46	23	31	34	36	30	4
Bahrain	7	10	4	1	0	0	0	0	0	0	0	0	0	0	0
Djibouti	6	3	5	0	0	0	1	0	0	0	1	0	0	0	
Egypt	1126	1151	774	24	20	11	15	17	13	18	15	18	23	18	
Iran	548	622	425	8	11	12	7	16	9	6	11	11	14	9	0
Iraq	412	489	372	5	13	10	9	10	13	9	6	7	9	5	
Jordan ****	31	40	16	1	0	0	2	0	0	0	0	1	0	1	
Kuwait	25	24	18	0	0	0	0	0	1	1	0	0	0	0	0
Lebanon ****	8	19	13	0	0	0	1	0	0	1	0	0	0	0	
Libya	44	46	17	0											
Morocco	115	100	51	2	2	1	0	2	0	0	1	0	0		
Oman	19	33	31	1	2	1	1	0	0	1	0				
Pakistan	5163	5393	3880	113	105	104	117	108	84	118	85	86	53	22	
Palestine ****	18	15	14	0	0	0	0	0	2	0	0	0	2	1	0
Qatar	4	5	1	0	0	0	0	0	0	0	0	0	0	0	0
Saudi Arabia	195	239	162	7	4	6	2	3	5	4	1	2	10	3	0
Somalia	162	164	127	3	3	5	4	1	0	3	2	3	0	2	1
Sudan	425	408	243	3	6	3	6	4	9	7	10	5	6	2	0
South Sudan	199	310	264	8	5	10	5	5	9	8	7	10	2	0	
Syria ****	203	194	124	4	3	1	0	3	2	0	2	0	0	1	
Tunisia	40	57	35	0	0	0	0	3	0	0	0	2	0	0	
U.A.E	17	18	17	1	0	1	0	0	0	0	0	0	0	0	0
Yemen	366	426	259	12	12	5	10	4	6	4	5	7	8	3	
Total EMR	10610	11338	8159	232	219	210	206	221	199	203	177	186	163	97	5

No data = No report received

Table 2: Confirmed polio cases by month of onset

Country	Total year 2009	Total year 2010	25/09		Confirmed polio cases by month of onset												
			2010	2011	October 2010	November 2010	December 2010	January 2011	February 2011	March 2011	April 2011	May 2011	June 2011	July 2011	August 2011	September 2011	
Afghanistan	38	25	19	28	2	3	1	1	0	0	2	4	4	1	13	3	
Bahrain	0	0	0	0	0	0	0	0	0	0	0	0	0	0	0		
Djibouti	0	0	0	0	0	0	0	0	0	0	0	0	0				
Egypt	0	0	0	0	0	0	0	0	0	0	0	0	0				
Iran	0	0	0	0	0	0	0	0	0	0	0	0	0				
Iraq	0	0	0	0	0	0	0	0	0	0	0	0	0				
Jordan ****	0	0	0	0	0	0	0	0	0	0	0	0	0	0			
Kuwait	0	0	0	0	0	0	0	0	0	0	0	0	0	0			
Lebanon ****	0	0	0	0	0	0	0	0	0	0	0	0	0	0			
Libya	0	0	0	0	0	0	0	0	0								
Morocco	0	0	0	0	0	0	0	0	0	0	0	0					
Oman	0	0	0	0	0	0	0	0	0	0	0	0	0				
Pakistan	89	144	86	91	29	15	7	8	8	11	12	13	8	11	17	3	
Palestine ****	0	0	0	0	0	0	0	0	0	0	0	0	0	0			
Qatar	0	0	0	0	0	0	0	0	0	0	0	0	0	0			
Saudi Arabia	0	0	0	0	0	0	0	0	0	0	0	0	0				
Somalia	0	0	0	0	0	0	0	0	0	0	0	0	0				
Sudan	5	0	0	0	0	0	0	0	0	0	0	0	0				
South Sudan	40	0	0	0	0	0	0	0	0	0	0	0					
Syria ****	0	0	0	0	0	0	0	0	0	0	0	0	0				
Tunisia	0	0	0	0	0	0	0	0	0	0	0	0	0				
U.A.E	0	0	0	0	0	0	0	0	0	0	0	0	0	0			
Yemen	0	0	0	0	0	0	0	0	0	0	0						
Total EMR	172	169	105	119	31	18	8	9	8	11	14	17	12	12	30	6	

**** UNRWA cases are included with those of country of residence



Table 3: Investigation of AFP cases with paralysis onset in 2010 & 2011 (up to week 38 ending 25 September 2011)

COUNTRY	2010												2011												Latest line List Date						
	AFP									Specimen			Wild isolates			AFP										Specimen			Wild isolates		
	Total AFP cases onset 2010	Case classification					Non polio AFP rate **	AFP cases pending classification > 90 days from onset of paralysis	AFP cases pending classification and lab > 90 days from onset of paralysis	% with *** adequate specimens	Wild P1 Poliovirus	Wild P3 Poliovirus	Total AFP cases onset 2011	Case classification					Annualized Non polio AFP rate **	AFP cases pending classification > 90 days from onset of paralysis	AFP cases pending classification and lab > 90 days from onset of paralysis	% with *** adequate specimens	Wild P1 Poliovirus	Wild P3 Poliovirus							
		Total Confirmed Polio Cases *	Polio Compatible	Pending Classification	Discarded (non polio AFP)	VDPV								Total Confirmed Polio Cases *	Polio Compatible	Pending Classification	Discarded (non polio AFP)	VDPV													
Afghanistan	1572	25	5	0	1537	5	9.08	0	0	92.62	17	8	1307	28	1	97	1180	1	10	1	0	93.73	28	0	25/09/2011						
Bahrain	10	0	0	0	10	0	4.87	0	0	80.00	0	0	4	0	0	1	3	0	2.65	0	0	100.00	0	0	25/09/2011						
Djibouti	3	0	0	0	3	0	1.23	0	0	33.33	0	0	5	0	0	2	3	0	2.37	0	0	80.00	0	0	18/09/2011						
Egypt	1151	0	0	0	1151	0	3.73	0	0	94.87	0	0	774	0	0	109	664	1	3.43	1	1	93.02	0	0	24/09/2011						
Iran	622	0	0	0	622	0	3.51	0	0	90.68	0	0	425	0	0	33	391	1	3.25	1	1	88.71	0	0	25/09/2011						
Iraq	489	0	0	0	488	1	3.39	0	0	86.91	0	0	372	0	0	36	336	0	3.52	2	0	89.25	0	0	23/09/2011						
Jordan	40	0	0	0	40	0	1.76	0	0	95.00	0	0	16	0	0	4	12	0	0.88	0	0	100.00	0	0	22/09/2011						
Kuwait	24	0	0	0	24	0	3.33	0	0	100.00	0	0	18	0	0	0	18	0	3.29	0	0	88.89	0	0	25/09/2011						
Lebanon	19	0	0	0	19	0	1.72	0	0	47.37	0	0	13	0	0	6	7	0	1.6	5	2	53.85	0	0	24/09/2011						
Libya	46	0	0	0	46	0	2.25	0	0	100.00	0	0	17	0	0	6	11	0	1.13	5	5	100.00	0	0	12/07/2011						
Morocco	100	0	0	0	100	0	1.01	0	0	78.00	0	0	51	0	0	11	40	0	0.7	4	2	82.35	0	0	16/09/2011						
Oman	33	0	0	0	33	0	4.28	0	0	87.88	0	0	31	0	0	2	29	0	5.47	0	0	90.32	0	0	28/08/2011						
Pakistan	5393	144	24	0	5225	0	6.34	0	0	88.39	120	24	3880	91	8	242	3539	0	6.24	24	5	89.87	90	1	24/09/2011						
Palestine	15	0	0	0	15	0	0.94	0	0	100.00	0	0	14	0	0	5	9	0	1.19	0	0	100.00	0	0	25/09/2011						
Qatar	5	0	0	0	5	0	2.14	0	0	80.00	0	0	1	0	0	0	1	0	0.58	0	0	100.00	0	0	25/09/2011						
Saudi Arabia	239	0	0	0	239	0	2.83	0	0	96.65	0	0	162	0	0	34	128	0	2.56	0	0	98.77	0	0	25/09/2011						
Somalia	164	0	0	0	160	4	3.38	0	0	99.39	0	0	127	0	0	11	111	5	3.45	1	0	99.21	0	0	23/09/2011						
Sudan	408	0	0	0	408	0	2.80	0	0	97.30	0	0	243	0	0	11	232	0	2.23	0	0	96.71	0	0	25/09/2011						
South Sudan	310	0	2	0	308	0	4.06	0	0	92.90	0	0	264	0	0	45	218	1	4.73	6	1	93.18	0	0	23/09/2011						
Syria	194	0	0	0	193	1	2.02	0	0	95.36	0	0	124	0	0	3	121	0	1.72	1	0	93.55	0	0	21/09/2011						
Tunisia	57	0	0	0	57	0	2.18	0	0	92.98	0	0	35	0	0	8	27	0	1.87	2	2	94.29	0	0	21/09/2011						
U.A.E	18	0	0	0	18	0	1.78	0	0	100.00	0	0	17	0	0	0	17	0	2.29	0	0	100.00	0	0	25/09/2011						
Yemen	426	0	0	0	426	0	3.86	0	0	96.48	0	0	259	0	0	90	166	4	3.2	6	5	95.37	0	0	23/09/2011						
EMR	11338	169	31	0	11127	11	4.63	0	0	90.86	137	32	8159	119	9	756	7263	13	4.51	59	24	91.56	118	1							
2009	10610	172	29	0	10401	8	4.40	0	0	91.06	122	52																			

* Confirmed polio cases refer to wild isolation from AFP cases or from contacts of negative index AFP cases

** Non-polio AFP per 100,000 children <15 years

*** Adequate here refers to two stool specimens collected at least 24 hours apart, within 14 days of paralysis onset

**** AFP cases co infected with P1 and P3 are counted separately as wild isolates



Table 4: Investigation of contacts of AFP cases with paralysis onset in 2011 (up to week 38 ending 25/09/ 2011)

Country	No. of AFP cases	No. of eligible AFP cases for contact sampling*	% of eligible AFP cases with contact samplings	% of eligible AFP cases with 3+ contacts	Total number of Contacts**	% of contacts under 5 years	% of contacts with specimens collected within 7 days of notification of index	% Contact specimens in lab within 3 days of collection	% Contact specimens positive for NPEV	% Contact specimens positive for Sabin like virus	No. of contacts positive for wild virus	% of wild polio virus isolation from contacts	No. of Contacts positive for VDPVs	No. of -ve index AFP cases identified positive by contact	No. of district identified infected from contacts
Afghanistan	1307	82	81.7	81.7	482	96.1	73.2	30.1	25.2	3.3	7	1.6		3	3
Bahrain	4	0			0						0			0	0
Djibouti	5	1	0.0	0.0	0						0			0	0
Egypt	774	68	85.3	85.3	315	77.1	70.5	96.6	11.3	3.4	0	0.0		0	0
Iran	425	48	22.9	16.7	90	76.7	42.2	87.5	0.0	10.2	0	0.0		0	0
Iraq	372	40	67.5	62.5	116	77.6	27.6	84.5	17.3	0.9	0	0.0		0	0
Jordan	16	0			0						0			0	0
Kuwait	18	2	100.0	100.0	46	47.8	71.7	100.0	2.2	0.0	0	0.0		0	0
Lebanon	13	6	50.0	33.3	12	8.3	33.3	0.0	0.0	0.0	0	0.0		0	0
Libya	17	0			0						0			0	0
Morocco	51	9	55.6	44.4	25	52.0	80.0	95.0	0.0	0.0	0	0.0		0	0
Oman	31	3	0.0	0.0	22	95.5	77.3	100.0	22.7	9.1	0	0.0		0	0
Pakistan	3880	393	85.0	84.0	1200	90.9	64.4	76.4	27.0	5.2	8	0.7		4	2
Palestine	14	0			0						0			0	0
Qatar	1	0			0						0			0	0
Saudi Arabia	162	2	100.0	100.0	14	85.7	0.0	60.0	0.0	0.0	0	0.0		0	0
Somalia	127	1	100.0	100.0	368	89.9	98.4	14.0	13.7	4.8	0	0.0	9	0	0
Sudan	243	8	100.0	100.0	146	80.1	78.1	35.6	13.7	3.4	0	0.0		0	0
South Sudan	264	18	83.3	77.8	753	85.7	88.8	1.8	15.0	1.8	0	0.0	1	0	0
Syria	124	8	75.0	62.5	37	75.7	51.4	86.5	0.0	0.0	0	0.0		0	0
Tunisia	35	2	50.0	50.0	18	33.3	72.2	100.0	0.0	0.0	0	0.0		0	0
U.A.E.	17	0			0						0			0	0
Yemen	259	12	91.7	91.7	54	68.5	64.8	0.0	28.0	0.0	0	0.0	1	0	0
Grand Total 2011	8159	703	78.4	76.5	3698	86.2	73.1	50.3	19.2	3.8	15	0.5	11	7	5
Grand Total 2010	11338	1062	80.8	75.9	5146	82.9	71.7	53.5	18.6	3.3	13	0.3	7	8	4

* Eligible refers to AFP cases with inadequate stool specimens

** Total number of contacts from eligible AFP cases and from other AFP cases as per with country criteria for contact sampling

Last wild contacts in EMRO, 01/01/2011-25/09/2011

Year	Country	Data	Date of Most Recent stool collection
		Count of wild contacts	
2011	Pakistan	8	09/09/2011
	Afghanistan	7	05/09/2011
Grand Total		15	09/09/2011



Table 5: Laboratory investigation of AFP cases with paralysis onset in 2011 (up to week 38 ending 25 September 2011)

Country	Polio laboratories Sequencing performed by CDC and RIVM laboratories	AFP cases with specimens	Preliminary virus isolation results of AFP cases						Poliovirus intratypic differentiation results #										Indicators				Latest report Date			
			Referred for ITD		NPEV only	Negative	Pending		Type 1			Type 2			Type 3			Discordant pending sequence	NPEV by PCR	Non-EV	Pending ITD	% specimens positive for NPEV*		% AFP cases with culture results within 14 days	% AFP cases with ITD results within 7 days	% AFP cases with ITD results within 45 days of onset**
			L20B+	L20B+/NPEV			received < / = 14 days	received > 14 days ago	Wild	Sabin	VDPV	Wild	Sabin	VDPV	Wild	Sabin	VDPV									
Afghanistan	RRL Pakistan	1267	72	4	268	875	48		25	28		6	1		23		4		3		20%	100%	97%	98%	24/09/2011	
Bahrain	PNL Oman	4			2	2															50%	100%		100%	18/09/2011	
Djibouti	NPL Kenya	5			1	2	2														33%			100%	18/09/2011	
Egypt***	RRL Egypt	772	15	3	73	588	47	46		3	1	1			5		1	2	4	3	10%	91%	100%	99%	25/09/2011	
Iran	NPL Iran	414	14		3	382	13	2		1		2	1		3		1		6		1%	100%	100%	98%	25/09/2011	
Iraq	NPL Iraq, RRL Egypt	371	8		62	278	21	5		2		3			4						17%	100%	100%	78%	23/09/2011	
Jordan	NPL Jordan, RRL Tunisia	16	1			14	1			1											8%	93%	100%	100%	25/09/2011	
Kuwait	RRL Kuwait	21				21															1%	90%		100%	25/09/2011	
Lebanon	RRL Egypt	16			2	13	1														9%	100%		45%	25/09/2011	
Libya	RRL Tunisia	19	1			18				1											0%	94%	100%	89%	23/09/2011	
Morocco	NPL Morocco, RRL Tunisia	49			1	43		5													3%	100%		80%	19/09/2011	
Oman	NPL Oman	33			4	27	2														14%	97%		100%	26/09/2011	
Pakistan	RRL Pakistan	3943	228	26	837	2682	171		86	78		31		1	90		1	2	21	1	20%	99%	99%	98%	24/09/2011	
Palestine & UNRWA		14			1	9	3														10%	9%		91%	25/09/2011	
Qatar	NPL Oman	1				1															0%	100%		100%	26/09/2011	
Saudi Arabia	NPL Saudi Arabia, NPL Oman	149	1			144		4				1									0%	71%	100%	100%	11/09/2011	
Somalia	NPL Kenya	127	15		15	87	3	7				8	1		6						13%	3%		100%	23/09/2011	
Sudan	NPL Sudan, NICD, S. Africa	243	6	1	38	187	10	1							2						14%	87%	100%	100%	25/09/2011	
South Sudan	NPL Kenya	264	8		38	179	3	37				3			5						17%	0%		96%	23/09/2011	
Syria	NPL Syria, RRL Tunisia	120	2		9	107	2								1						6%	97%	100%	50%	22/09/2011	
Tunisia	RRL Tunisia	35			1	33	1														3%	100%		100%	23/09/2011	
U.A.E	NPL Oman	17			2	15															9%	100%		100%	26/09/2011	
Yemen	NPL Oman	224	6	2	24	136		56		2		3	3		1						16%	100%	100%	13%	26/09/2011	
Total EMR 2011		8124	377	36	1381	5843	326	165	111	116	1	58	6	1	140		7	4	34	4	16%	93%	99%	96%		
Total EMR 2010		11130	549	35	2050	8493			130	205		110	6	31	189			4	20	1	16%	94%	98%	97%		

* Specimens from all sources including non-AFP cases, excluding environmental samples

** This indicator reflects surveillance and laboratory activities

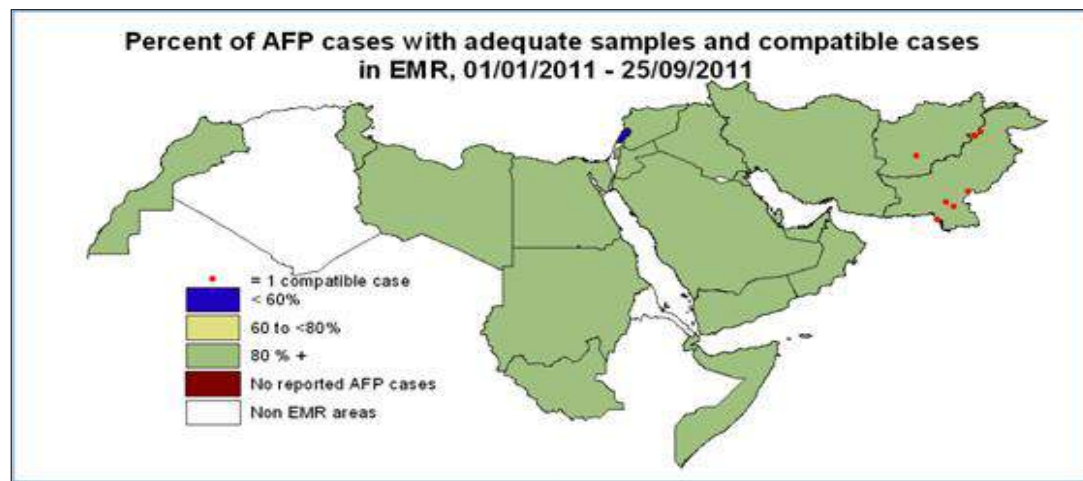
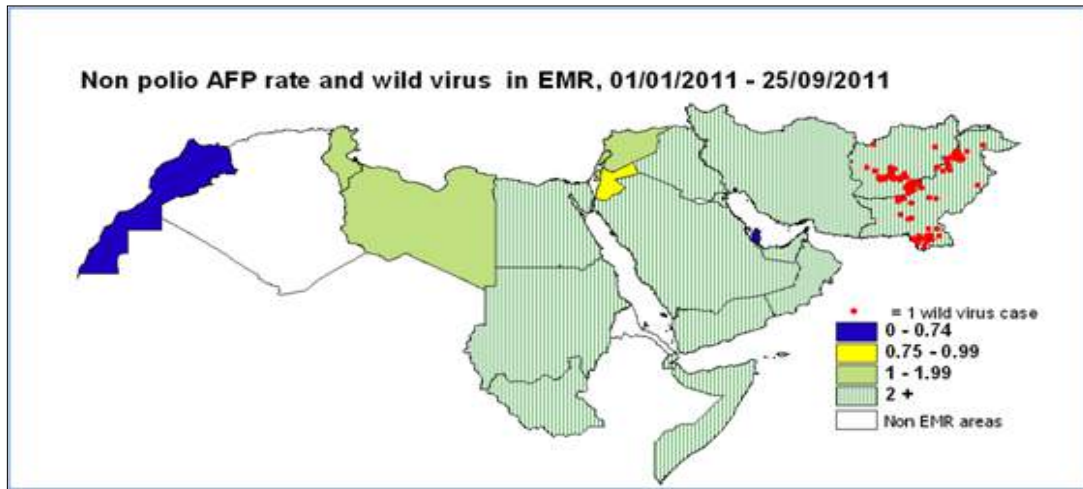
*** Environmental surveillance initiated in Egypt in September 2000 showed the following:

Year	2000	2001	2002	2003	2004	2005	2006	2007	2008	2009	2010	2011	Grand Total
Negative	52	55	136	299	469	499	492	458	444	481	415	288	4088
Pending												49	49
Wild	2	75	26	12	13	2			2		1		133
Grand Total	54	130	162	311	482	501	492	458	446	481	416	337	4270

In 2008, out of 446 samples, 2 positive for wild virus in Giza governorate (Al Haram Site) genomic sequence data indicate importation from Ethiopia / South Sudan & Cairo governorate (Al Haggana 2) genomic sequence data indicate nearest importation from India. In 2011, 1 positive sample for wild virus in Aswan governorate (Aswan City) genomic sequence data indicate nearest importation from Sudan.

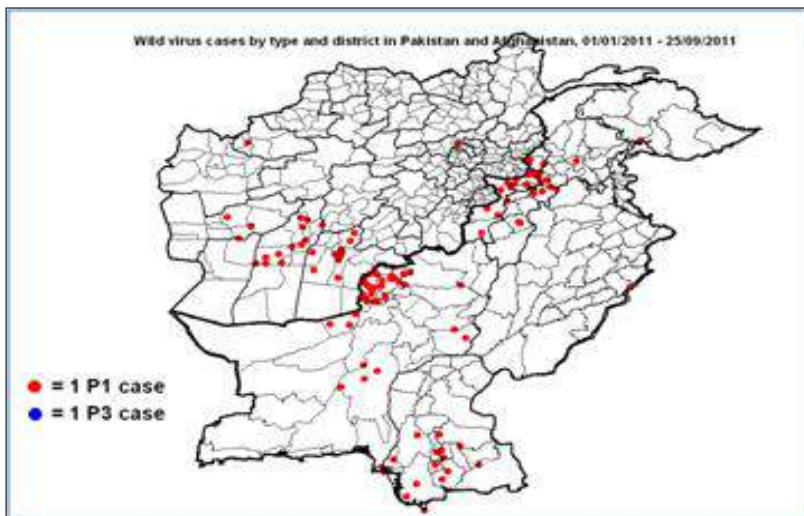
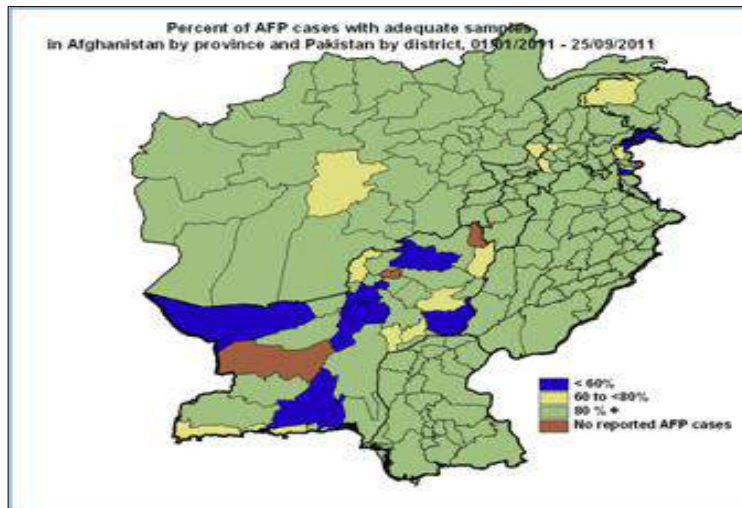
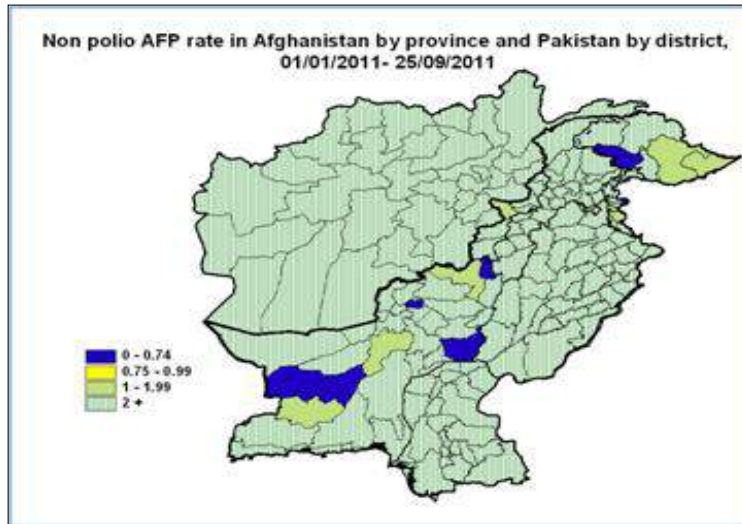
****Environmental surveillance initiated in Pakistan in August 2009 showed the following:

Year	2009 Total				2010				2011 Total				2011 Total											
	KH/BALDIA TOWN	KH/GADAPT TOWN	KH/GULSHAN-E-COBAL TOWN	LAHORE	KH/BALDIA TOWN	KH/GADAPT TOWN	KH/GULSHAN-E-COBAL TOWN	LAHORE	KH/BALDIA TOWN	KH/GADAPT TOWN	KH/GULSHAN-E-COBAL TOWN	LAHORE		PESHAWAR	RAWALPINDI	QUETTA	MILTAN							
Negative	9	3	5	10	27	10	11	12	27	2	2	4	9	77	6	7	10	17	4	1	4	14	63	
Pending															2	1	2	1		1	1	2		9
Wild	1	8	7	2	18	6	20	12	6	12	5	9	9	79	2	17	7	8	12	7	12	10	75	
Grand Total	10	11	12	12	45	16	31	24	33	14	7	13	18	156	8	26	18	27	17	8	17	26	147	



Wild polio cases by country and date of onset of paralysis in EMR, 2011

Year	COUNTRY	P1			P3			Total Count	First Case	Last Case
		Count	First Case	Last Case	Count	First Case	Last Case			
2011	AFG	28	11/01/2011	04/09/2011				28	11/01/2011	04/09/2011
	PAK	90	03/01/2011	10/09/2011	1	09/06/2011	09/06/2011	91	03/01/2011	10/09/2011
2011 Total		118	03/01/2011	10/09/2011	1	09/06/2011	09/06/2011	119	03/01/2011	10/09/2011



- * District RY Khan, Punjab Province, was identified as an infected district by isolating wild type P1 virus from a healthy child with date of stool collection 08/01/2011
- * District Nsirabad, Balochistan Province, was identified as an infected district by isolating wild type P1 virus from a healthy child with date of stool collection 26/01/2011
- * District Faisalabad, Punjab Province, was identified as an infected district by isolating wild type P1 virus from a healthy child with date of stool collection 28/07/2011
- * District Muzfargarh, Punjab Province, was identified as an infected district by isolating wild type P1 virus from a healthy child with date of stool collection 07/08/2011



Wild Polio cases by district and date of onset of paralysis, Afghanistan 2011

PROVINCE	DISTRICT	P1		
		Count	First case	Last case
FARAH	BALA BULUK	1	10/06/2011	10/06/2011
	BAKWA	2	26/04/2011	04/08/2011
BADGHIS	MUQUR (B)	1	04/09/2011	04/09/2011
PARWAN	CHAHARIKAR	1	30/08/2011	30/08/2011
KANDAHAR	KANDAHAR	5	23/05/2011	31/08/2011
	MAYWAND	1	25/04/2011	25/04/2011
	PANJWAYI	1	15/08/2011	15/08/2011
	DAMAN	2	11/01/2011	19/06/2011
	SHAH WALI KOT	2	05/08/2011	12/08/2011
HILMAND	NAHRI SARRAJ	3	29/05/2011	02/09/2011
	NAWAY_I_BARAKZAYI	1	30/08/2011	30/08/2011
	NAD ALI	4	05/08/2011	19/08/2011
	MUSA QALA	3	08/05/2011	28/06/2011
	KAJAKI	1	01/09/2011	01/09/2011
Grand Total		28	11/01/2011	04/09/2011

Kandahar P1 case (AFG/08/11/103) was identified as wild by a positive contact with date of stool collection 30/05/11
 Maywand P1 case (AFG/08/11/110) was identified as wild by a positive contact with date of stool collection 29/05/11
 Bala Buluk P1 case (AFG/03/11/132) was identified as wild by a positive contact with date of stool collection 13/06/11

Wild Polio cases by district and date of onset of paralysis, Pakistan 2011

PROVINCE	DISTRICT	P1			P3		
		Count	First case	Last case	Count	First case	Last case
BALOCHISTAN	QUETTA	5	22/06/2011	01/09/2011			
	PISHIN	9	19/02/2011	29/08/2011			
	KABDULAH	14	02/03/2011	31/08/2011			
	NOSHKI	3	01/04/2011	28/04/2011			
	LORALAI	1	05/09/2011	05/09/2011			
	KOHLU	1	08/07/2011	08/07/2011			
	DBUGTI	1	12/07/2011	12/07/2011			
	KALAT	1	10/08/2011	10/08/2011			
	KHUZDAR	3	03/05/2011	08/07/2011			
PUNJAB	OKARA	1	13/08/2011	13/08/2011			
SINDH	HYDERABAD	1	19/08/2011	19/08/2011			
	THATTA	3	10/04/2011	26/08/2011			
	BADIN	2	22/02/2011	15/03/2011			
	JAMSHORO	1	29/05/2011	29/05/2011			
	TMKHAN	2	18/02/2011	04/03/2011			
	T.ALLAHYAR	1	21/01/2011	21/01/2011			
	SANGHAR	2	20/01/2011	19/04/2011			
	UMERKOT	1	24/08/2011	24/08/2011			
	KHIGADAP	1	05/04/2011	05/04/2011			
	KHIORANGI	1	29/03/2011	29/03/2011			
GILGIT BALTISTAN	KHISADDAR	1	05/04/2011	05/04/2011			
	KHISITE	1	07/05/2011	07/05/2011			
KHYBER PAKHTOON	DIAMIR	1	18/05/2011	18/05/2011			
	BUNIR	1	10/09/2011	10/09/2011			
	PESHAWAR	4	16/01/2011	17/08/2011			
	KOHAT	3	28/01/2011	20/04/2011			
	BANNU	1	21/05/2011	21/05/2011			
	LAKKIMRWT	2	09/03/2011	13/03/2011			
FATA	TORGHAR	2	06/04/2011	22/05/2011			
	KHYBER	10	15/01/2011	12/08/2011	1	09/06/2011	09/06/2011
	MOHMAND	4	03/01/2011	05/07/2011			
	KURRAM	1	06/03/2011	06/03/2011			
	ORAKZAI	2	06/05/2011	15/06/2011			
	WAZIR-N	2	18/08/2011	19/08/2011			
	WAZIR-S	1	22/07/2011	22/07/2011			
Grand Total		90	03/01/2011	10/09/2011	1	09/06/2011	09/06/2011

Sanghar P1 case (SD/32/11/005) was identified as wild by a positive contact with date of stool collection 26/01/2011
 Peshawar P1 case (NW/30/11/025) was identified as wild by a positive contact with date of stool collection 10/03/2011
 Torghar P1 case (NW/15/11/001) was identified as wild by a positive contact with date of stool collection 21/04/2011
 Khuzdar P1 case (BN/54/11/013) was identified as wild by a positive contact with date of stool collection 25/07/2011