



Table 1: Acute Flaccid Paralysis (AFP) cases by week of onset

Country	Reported AFP cases by week of onset - Week (33/11)/ Ending on : (21/08/11)														
	Total AFP 2009	Total AFP 2010	Total AFP to date, 2011	W 22 05 Jun 11	W 23 12 Jun 11	W 24 19 Jun 11	W 25 26 Jun 11	W 26 03 Jul 11	W 27 10 Jul 11	W 28 17 Jul 11	W 29 24 Jul 11	W 30 31 Jul 11	W 31 07 Aug 11	W 32 14 Aug 11	W 33 21 Aug 11
Afghanistan	1477	1572	1137	41	40	37	33	41	39	33	40	26	41	33	5
Bahrain	7	10	4	0	0	0	0	1	1	0	0	0	0	0	0
Djibouti	6	3	4	0	0	0	0	0	0	0	0	1	0	0	0
Egypt	1126	1151	684	20	20	24	21	28	24	20	11	15	15	11	6
Iran	548	622	373	11	14	10	9	16	7	11	13	7	16	7	0
Iraq	412	489	325	7	8	9	8	6	5	13	10	9	7	4	1
Jordan ****	31	40	14	0	2	0	0	0	1	0	0	2	0	0	
Kuwait	25	24	17	0	0	1	0	1	0	0	0	0	0	1	0
Lebanon ****	8	19	12	1	0	0	0	1	0	0	0	1	0	0	
Libya	44	46	17	0	0	1	0	1	0						
Morocco	115	100	50	2	3	0	2	0	2	2	1	0	2	0	0
Oman	19	33	29	1	0	0	2	0	1	1	1	1	0	0	
Pakistan	5163	5393	3393	130	127	129	112	111	111	100	99	105	84	18	
Palestine ****	18	15	11	0	1	1	0	0	0	0	0	0	0	2	0
Qatar	4	5	1	0	0	0	0	0	0	0	0	0	0	0	0
Saudi Arabia	195	239	140	3	4	4	3	3	7	4	6	2	3	2	1
Somalia	162	164	116	3	4	2	2	4	3	3	5	4	1		
Sudan	425	408	210	9	5	3	7	9	3	6	3	6	4	6	0
South Sudan	199	310	220	9	15	7	8	5	8	5	9	4	0	0	
Syria ****	203	194	118	2	4	5	4	4	4	3	1	0	2	0	
Tunisia	40	57	32	1	0	0	2	0	0	0	0	0	3	0	
U.A.E	17	18	17	1	0	1	0	1	1	0	1	0	0	0	0
Yemen	366	426	228	7	4	3	3	8	12	12	5	10	4	3	
Total EMR	10610	11338	7152	248	251	237	216	240	229	213	205	193	182	87	13

No data = No report received

Table 2: Confirmed polio cases by month of onset

Country	Total year 2009	Total year 2010	21/08		Confirmed polio cases by month of onset												
			2010	2011	September 2010	October 2010	November 2010	December 2010	January 2011	February 2011	March 2011	April 2011	May 2011	June 2011	July 2011	August 2011	
Afghanistan	38	25	15	13	1	2	3	1	1	0	0	2	4	4	1	1	
Bahrain	0	0	0	0	0	0	0	0	0	0	0	0	0	0	0	0	
Djibouti	0	0	0	0	0	0	0	0	0	0	0	0	0	0			
Egypt	0	0	0	0	0	0	0	0	0	0	0	0	0	0			
Iran	0	0	0	0	0	0	0	0	0	0	0	0	0	0			
Iraq	0	0	0	0	0	0	0	0	0	0	0	0	0	0			
Jordan ****	0	0	0	0	0	0	0	0	0	0	0	0	0	0			
Kuwait	0	0	0	0	0	0	0	0	0	0	0	0	0	0	0		
Lebanon ****	0	0	0	0	0	0	0	0	0	0	0	0	0	0			
Libya	0	0	0	0	0	0	0	0	0	0	0	0	0	0			
Morocco	0	0	0	0	0	0	0	0	0	0	0	0	0	0			
Oman	0	0	0	0	0	0	0	0	0	0	0	0	0	0			
Pakistan	89	144	46	72	41	29	15	7	8	8	11	12	13	8	11	1	
Palestine ****	0	0	0	0	0	0	0	0	0	0	0	0	0	0	0		
Qatar	0	0	0	0	0	0	0	0	0	0	0	0	0	0	0		
Saudi Arabia	0	0	0	0	0	0	0	0	0	0	0	0	0	0			
Somalia	0	0	0	0	0	0	0	0	0	0	0	0	0	0			
Sudan	5	0	0	0	0	0	0	0	0	0	0	0	0	0			
South Sudan	40	0	0	0	0	0	0	0	0	0	0	0	0	0			
Syria ****	0	0	0	0	0	0	0	0	0	0	0	0	0	0			
Tunisia	0	0	0	0	0	0	0	0	0	0	0	0	0	0	0		
U.A.E	0	0	0	0	0	0	0	0	0	0	0	0	0	0	0		
Yemen	0	0	0	0	0	0	0	0	0	0	0	0	0	0	0		
Total EMR	172	169	61	85	42	31	18	8	9	8	11	14	17	12	12	2	

**** UNRWA cases are included with those of country of residence



Table 3: Investigation of AFP cases with paralysis onset in 2010 & 2011 (up to week 33 ending 21 August 2011)

COUNTRY	2010												2011												Latest line List Date						
	AFP									Specimen			Wild isolates			AFP										Specimen			Wild isolates		
	Total AFP cases onset 2010	Case classification					Non polio AFP rate **	AFP cases pending classification > 90 days from onset of paralysis	AFP cases pending classification and lab > 90 days from onset of paralysis	% with *** adequate specimens	Wild P1 Poliovirus	Wild P3 Poliovirus	Total AFP cases onset 2011	Case classification					Annualized Non polio AFP rate **	AFP cases pending classification > 90 days from onset of paralysis	AFP cases pending classification and lab > 90 days from onset of paralysis	% with *** adequate specimens	Wild P1 Poliovirus	Wild P3 Poliovirus							
		Total Confirmed Polio Cases *	Polio Compatible	Pending Classification	Discarded (non polio AFP)	VDPV								Total Confirmed Polio Cases *	Polio Compatible	Pending Classification	Discarded (non polio AFP)	VDPV													
Afghanistan	1572	25	5	0	1537	5	9.08	0	0	92.62	17	8	1137	13	0	116	1007	1	10.1	4	2	94.11	13	0	21/08/2011						
Bahrain	10	0	0	0	10	0	4.87	0	0	80.00	0	0	4	0	0	2	2	0	3.05	0	0	100.00	0	0	21/08/2011						
Djibouti	3	0	0	0	3	0	1.23	0	0	33.33	0	0	4	0	0	2	2	0	2.18	1	0	75.00	0	0	21/08/2011						
Egypt	1151	0	0	0	1151	0	3.73	0	0	94.87	0	0	684	0	0	66	617	1	3.49	1	0	92.25	0	0	20/08/2011						
Iran	622	0	0	0	622	0	3.51	0	0	90.68	0	0	373	0	0	37	335	1	3.28	2	0	87.94	0	0	21/08/2011						
Iraq	489	0	0	0	489	1	3.39	0	0	86.91	0	0	325	0	0	35	290	0	3.54	11	3	89.85	0	0	21/08/2011						
Jordan	40	0	0	0	40	0	1.76	0	0	95.00	0	0	14	0	0	5	9	0	0.88	0	0	100.00	0	0	14/08/2011						
Kuwait	24	0	0	0	24	0	3.33	0	0	100.00	0	0	17	0	0	1	16	0	3.58	0	0	88.24	0	0	21/08/2011						
Lebanon	19	0	0	0	19	0	1.72	0	0	47.37	0	0	12	0	0	7	5	0	1.7	4	2	58.33	0	0	20/08/2011						
Libya	46	0	0	0	46	0	2.25	0	0	100.00	0	0	17	0	0	6	11	0	1.3	4	4	100.00	0	0	12/07/2011						
Morocco	100	0	0	0	100	0	1.01	0	0	78.00	0	0	50	0	0	12	38	0	0.79	2	0	82.00	0	0	21/08/2011						
Oman	33	0	0	0	33	0	4.28	0	0	87.88	0	0	29	0	0	6	23	0	5.89	0	0	96.55	0	0	08/08/2011						
Pakistan	5393	144	24	0	5225	0	6.34	0	0	88.39	120	24	3393	72	7	282	3032	0	6.29	26	7	90.01	71	1	20/08/2011						
Palestine	15	0	0	0	15	0	0.94	0	0	100.00	0	0	11	0	0	3	8	0	1.07	0	0	100.00	0	0	21/08/2011						
Qatar	5	0	0	0	5	0	2.14	0	0	80.00	0	0	1	0	0	0	1	0	0.67	0	0	100.00	0	0	21/08/2011						
Saudi Arabia	239	0	0	0	239	0	2.83	0	0	96.65	0	0	140	0	0	35	105	0	2.55	0	0	97.86	0	0	21/08/2011						
Somalia	164	0	0	0	160	4	3.38	0	0	99.39	0	0	116	0	0	17	94	5	3.63	1	0	99.14	0	0	12/08/2011						
Sudan	408	0	0	0	408	0	2.80	0	0	97.30	0	0	210	0	0	10	200	0	2.22	0	0	96.19	0	0	21/08/2011						
South Sudan	310	0	2	0	308	0	4.06	0	0	92.90	0	0	220	0	0	35	184	1	4.53	2	0	92.73	0	0	17/08/2011						
Syria	194	0	0	0	193	1	2.02	0	0	95.36	0	0	118	0	0	7	111	0	1.88	1	0	94.07	0	0	18/08/2011						
Tunisia	57	0	0	0	57	0	2.18	0	0	92.98	0	0	32	0	0	5	27	0	1.97	0	0	93.75	0	0	20/08/2011						
U.A.E	18	0	0	0	18	0	1.78	0	0	100.00	0	0	17	0	0	0	17	0	2.63	0	0	100.00	0	0	21/08/2011						
Yemen	426	0	0	0	426	0	3.86	0	0	96.48	0	0	228	0	0	61	167	0	3.24	1	1	95.61	0	0	20/08/2011						
EMR	11338	169	31	0	11128	11	4.63	0	0	90.86	137	32	7152	85	7	750	6301	9	4.56	60	19	91.58	84	1							
2009	10610	172	29	0	10401	8	4.40	0	0	91.06	122	52																			

* Confirmed polio cases refer to wild isolation from AFP cases or from contacts of negative index AFP cases

** Non-polio AFP per 100,000 children <15 years

*** Adequate here refers to two stool specimens collected at least 24 hours apart, within 14 days of paralysis onset

**** AFP cases co infected with P1 and P3 are counted separately as wild isolates



Table 4: Investigation of contacts of AFP cases with paralysis onset in 2011 (up to week 33 ending 21/08/ 2011)

Country	No. of AFP cases	No. of eligible AFP cases for contact sampling*	% of eligible AFP cases with contact samplings	% of eligible AFP cases with 3+ contacts	Total number of Contacts**	% of contacts under 5 years	% of contacts with specimens collected within 7 days of notification of index	% Contact specimens in lab within 3 days of collection	% Contact specimens positive for NPEV	% Contact specimens positive for Sabin like virus	No. of contacts positive for wild virus	% of wild polio virus isolation from contacts	No. of Contacts positive for VDPVs	No. of -ve index AFP cases identified positive by contact	No. of district identified infected from contacts
Afghanistan	1137	67	83.6	83.6	391	95.9	73.4	31.9	24.4	3.8	4	1.1		3	3
Bahrain	4	0			0						0			0	0
Djibouti	4	1	0.0	0.0	0						0			0	0
Egypt	684	66	77.3	77.3	270	78.9	72.2	96.4	10.1	3.6	0	0.0		0	0
Iran	373	45	20.0	15.6	77	76.6	44.2	85.3	0.0	12.0	0	0.0		0	0
Iraq	325	33	75.8	69.7	107	77.6	29.9	83.3	18.6	0.0	0	0.0		0	0
Jordan	14	0			0						0			0	0
Kuwait	17	2	100.0	100.0	39	53.8	66.7	100.0	2.6	0.0	0	0.0		0	0
Lebanon	12	5	0.0	0.0	0						0			0	0
Libya	17	0			0						0			0	0
Morocco	50	9	55.6	44.4	25	52.0	80.0	95.0	0.0	0.0	0	0.0		0	0
Oman	29	1	0.0	0.0	22	95.5	77.3	100.0	22.7	9.1	0	0.0		0	0
Pakistan	3393	339	85.5	84.7	1025	90.6	66.9	76.7	26.5	5.8	7	0.7		4	2
Palestine	11	0			0						0			0	0
Qatar	1	0			0						0			0	0
Saudi Arabia	140	3	66.7	66.7	10	90.0	0.0	60.0	0.0	0.0	0	0.0		0	0
Somalia	116	1	100.0	100.0	338	89.6	98.2	13.9	11.1	5.6	0	0.0	7	0	0
Sudan	210	8	100.0	100.0	132	79.5	77.3	37.4	13.0	4.1	0	0.0		0	0
South Sudan	220	16	87.5	81.3	627	84.5	89.0	1.0	14.2	2.0	0	0.0	1	0	0
Syria	118	7	85.7	71.4	37	75.7	51.4	86.5	0.0	0.0	0	0.0		0	0
Tunisia	32	2	0.0	0.0	15	40.0	66.7	100.0	0.0	0.0	0	0.0		0	0
U.A.E.	17	0			0						0			0	0
Yemen	228	10	100.0	100.0	50	66.0	62.0	0.0	25.0	0.0	0	0.0		0	0
Grand Total 2011	7152	615	77.9	76.3	3165	86.2	74.2	51.9	18.5	4.3	11	0.4	8	7	5
Grand Total 2010	11338	1062	80.8	75.9	5149	82.9	71.6	53.5	18.6	3.3	13	0.3	7	8	4

* Eligible refers to AFP cases with inadequate stool specimens

** Total number of contacts from eligible AFP cases and from other AFP cases as per with country criteria for contact sampling

Last wild contacts in EMRO, 01/01/2011-21/08/2011

Year	Country	Data Count of wild contacts	Date of Most Recent stool collection
2011	Pakistan	7	25/07/2011
	Afghanistan	4	13/06/2011
Grand Total		11	25/07/2011



Table 5: Laboratory investigation of AFP cases with paralysis onset in 2011 (up to week 33 ending 21 August 2011)

Country	Polio laboratories Sequencing performed by CDC and RIVM laboratories	AFP cases with specimens	Preliminary virus isolation results of AFP cases						Poliovirus intratypic differentiation results #										Indicators				Latest report Date			
			Referred for ITD		NPEV only	Negative	Pending		Type 1			Type 2			Type 3			Discordant pending sequence	NPEV by PCR	Non-EV	Pending ITD	% specimens positive for NPEV*		% AFP cases with culture results within 14 days	% AFP cases with ITD results within 7 days	% AFP cases with ITD results within 45 days of onset**
			L20B+	L20B+/NPEV			received < / = 14 days	received > 14 days ago	Wild	Sabin	VDPV	Wild	Sabin	VDPV	Wild	Sabin	VDPV									
Afghanistan	RRL Pakistan	1100	52	1	219	765	63		10	26		5	1		21				3			19%	100%	98%	98%	21/08/2011
Bahrain	PNL Oman	4			2	2																50%	100%		100%	21/08/2011
Djibouti	NPL Kenya	4			1	2		1														33%			100%	21/08/2011
Egypt***	RRL Egypt	670	14	3	68	571	14		3	1		1			5		1	2	4	2		9%	92%	100%	99%	21/08/2011
Iran	NPL Iran	363	13		3	332	14	1				2	1		3		1		6			1%	100%	100%	98%	20/08/2011
Iraq	NPL Iraq, RRL Egypt	317	8		53	232	8	19		2		3			3							17%	100%	100%	75%	21/08/2011
Jordan	NPL Jordan, RRL Tunisia	14	1			13																8%	93%			21/08/2011
Kuwait	RRL Kuwait	21				19	2															1%	89%		100%	21/08/2011
Lebanon	RRL Egypt	15			2	12	1															9%	100%		40%	21/08/2011
Libya	RRL Tunisia	18	1			17				1												0%	94%	100%	89%	19/08/2011
Morocco	NPL Morocco, RRL Tunisia	48			1	41	2	4														4%	100%		67%	19/08/2011
Oman	NPL Oman	30			4	25	1															12%	97%		100%	21/08/2011
Pakistan	RRL Pakistan	3420	203	25	681	2353	158		67	76		30		1	86		2	21				19%	100%	99%	98%	21/08/2011
Palestine & UNRWA		11			1	7	2	1														13%	0%		88%	21/08/2011
Qatar	NPL Oman	1				1																0%	100%		100%	21/08/2011
Saudi Arabia	NPL Saudi Arabia, NPL Oman	131	1			121	9					1										0%	64%	100%	90%	07/08/2011
Somalia	NPL Kenya	116	12		12	77	1	15				6	1		5							12%	3%		100%	12/08/2011
Sudan	NPL Sudan, NICD, S. Africa	210	6	1	32	161	10								1							14%	85%	100%	100%	21/08/2011
South Sudan	NPL Kenya	220	8		31	150		31				3			5							16%	1%		96%	17/08/2011
Syria	NPL Syria, RRL Tunisia	116	2		8	98	4	4							1							6%	96%	100%	0%	18/08/2011
Tunisia	RRL Tunisia	33				30	3															0%	100%		100%	19/08/2011
U.A.E	NPL Oman	17			2	15																9%	100%		100%	21/08/2011
Yemen	NPL Oman	168	6	2	24	136				2		1			1		5					16%	100%	100%	12%	21/08/2011
Total EMR 2011		7047	327	32	1144	5180	283	85	77	110	1	52	3	1	131	7	4	34	2		16%	94%	99%	96%		
Total EMR 2010		11130	549	35	2050	8493			130	205		110	6	31	189		4	20	1		16%	94%	98%	97%		

* Specimens from all sources including non-AFP cases, excluding environmental samples

** This indicator reflects surveillance and laboratory activities

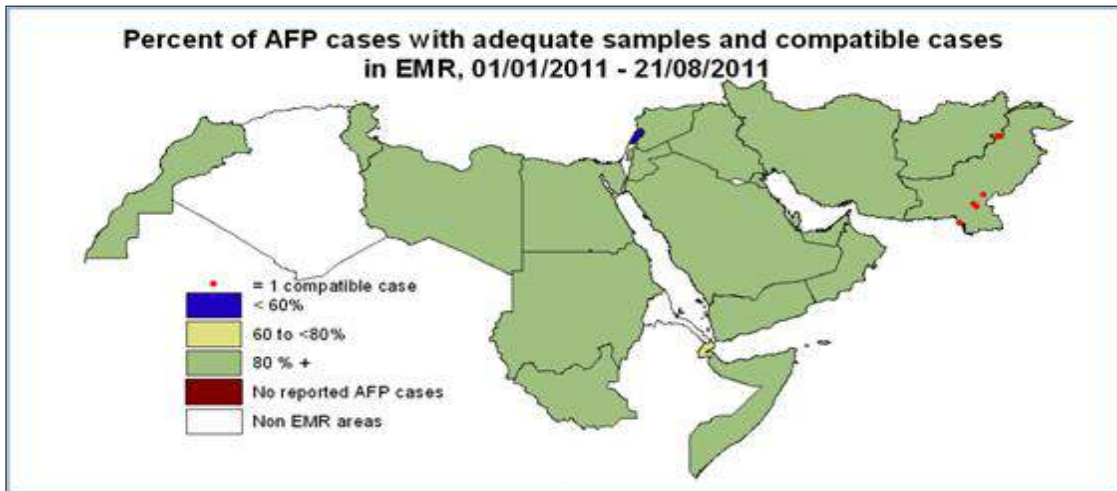
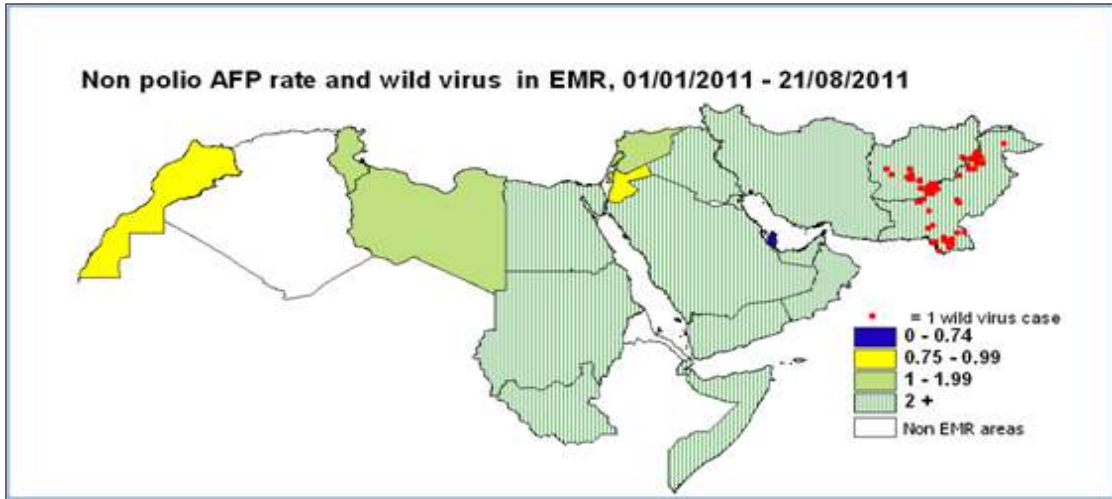
*** Environmental surveillance initiated in Egypt in September 2000 showed the following:

Year	2000	2001	2002	2003	2004	2005	2006	2007	2008	2009	2010	2011	Grand Total
Negative	52	55	136	299	469	499	492	458	444	481	415	262	4062
Pending												32	32
Wild	2	75	26	12	13	2			2		1		133
Grand Total	54	130	162	311	482	501	492	458	446	481	416	294	4227

In 2008, out of 446 samples, 2 positive for wild virus in Giza governorate (Al Haram Site) genomic sequence data indicate importation from Ethiopia / South Sudan & Cairo governorate (Al Haggana 2) genomic sequence data indicate nearest importation from India. In 2011, 1 positive sample for wild virus in Aswan governorate (Aswan City) genomic sequence data indicate nearest importation from Sudan.

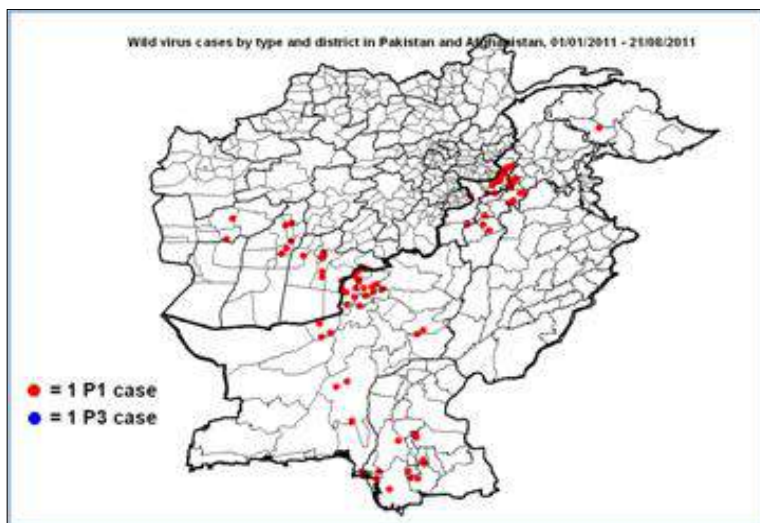
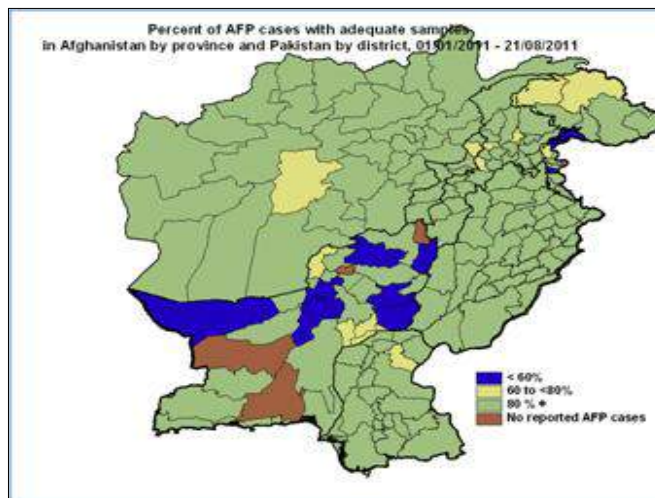
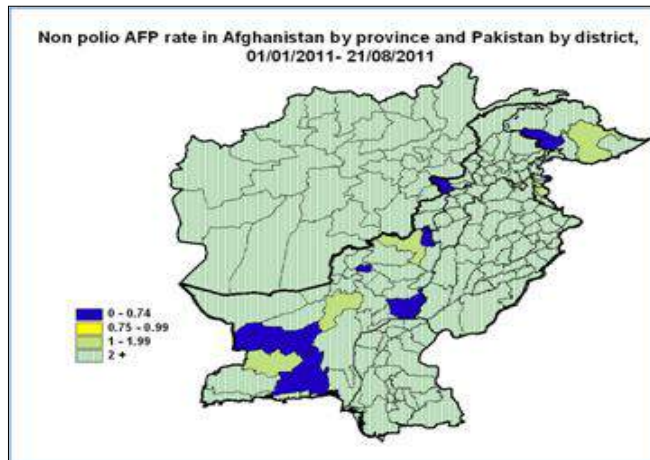
****Environmental surveillance initiated in Pakistan in August 2009 showed the following:

Year	2009 Total				2010				2011 Total				2011 Total		
	Khilafdia Town	Khilafdia Town	Khilafdia Town	LaHore	Khilafdia Town	Khilafdia Town	Khilafdia Town	LaHore	Khilafdia Town	Khilafdia Town	Khilafdia Town	LaHore		Rawalpindi	Multan
Status															
Negative	9	3	5	10	27	10	11	12	27	77	5	6	10	17	77
Pending															
Wild	1	8	7	2	18	6	20	12	6	79	2	15	5	4	61
Grand Total	10	11	12	12	45	16	31	24	33	156	7	23	16	23	129



Wild polio cases by country and date of onset of paralysis in EMR, 2011

Year	COUNTRY	P1			P3			Total Count	First Case	Last Case
		Count	First Case	Last Case	Count	First Case	Last Case			
2011	AFG	13	11/01/2011	02/08/2011				13	11/01/2011	02/08/2011
	PAK	71	03/01/2011	07/08/2011	1	09/06/2011	09/06/2011	72	03/01/2011	07/08/2011
2011 Total		84	03/01/2011	07/08/2011	1	09/06/2011	09/06/2011	85	03/01/2011	07/08/2011



* District RY Khan, Punjab Province, was identified as an infected district by isolating wild type P1 virus from a healthy child with date of stool collection 08/01/2011

* District Nsirabad, Balochistan Province, was identified as an infected district by isolating wild type P1 virus from a healthy child with date of stool collection 26/01/2011

* District Faisalabad, Punjab Province, was identified as an infected district by isolating wild type P1 virus from a healthy child with date of stool collection 28/07/2011

* District Muzfargarh, Punjab Province, was identified as an infected district by isolating wild type P1 virus from a healthy child with date of stool collection 07/08/2011



Wild Polio cases by district and date of onset of paralysis, Afghanistan 2011

PROVINCE	DISTRICT	P1		
		Count	First case	Last case
FARAH	BALA BULUK	1	10/06/2011	10/06/2011
	BAKWA	1	26/04/2011	26/04/2011
KANDAHAR	KANDAHAR	3	23/05/2011	02/08/2011
	MAYWAND	1	25/04/2011	25/04/2011
	DAMAN	2	11/01/2011	19/06/2011
HILMAND	NAHRI SARRAJ	2	29/05/2011	06/06/2011
	MUSA QALA	3	08/05/2011	28/06/2011
Grand Total		13	11/01/2011	02/08/2011

Kandahar P1 case (AFG/08/11/103) was identified as wild by a positive contact with date of stool collection 30/05/11
 Maywand P1 case (AFG/08/11/110) was identified as wild by a positive contact with date of stool collection 29/05/11
 Bala Buluk P1 case (AFG/03/11/132) was identified as wild by a positive contact with date of stool collection 13/06/11

Wild Polio cases by district and date of onset of paralysis, Pakistan 2011

PROVINCE	DISTRICT	P1			P3		
		Count	First case	Last case	Count	First case	Last case
BALOCHISTAN	QUETTA	2	22/06/2011	07/07/2011			
	PISHIN	8	19/02/2011	07/08/2011			
	KABDULAH	11	02/03/2011	25/07/2011			
	NOSHKI	3	01/04/2011	28/04/2011			
	KOHLU	1	08/07/2011	08/07/2011			
	DBUGTI	1	12/07/2011	12/07/2011			
	KHUZDAR	3	03/05/2011	08/07/2011			
SINDH	THATTA	2	10/04/2011	10/06/2011			
	BADIN	2	22/02/2011	15/03/2011			
	JAMSHORO	1	29/05/2011	29/05/2011			
	TMKHAN	2	18/02/2011	04/03/2011			
	T.ALLAHYAR	1	21/01/2011	21/01/2011			
	SANGHAR	2	20/01/2011	19/04/2011			
	KHIGADAP	1	05/04/2011	05/04/2011			
	KHIORANGI	1	29/03/2011	29/03/2011			
	KHISADDAR	1	05/04/2011	05/04/2011			
	KHISITE	1	07/05/2011	07/05/2011			
GILGIT BALTISTAN	DIAMIR	1	18/05/2011	18/05/2011			
KHYBER PAKHTOON	PESHAWAR	3	16/01/2011	13/05/2011			
	KOHAT	3	28/01/2011	20/04/2011			
	BANNU	1	21/05/2011	21/05/2011			
	LAKKIMRWT	2	09/03/2011	13/03/2011			
	TORGHAR	2	06/04/2011	22/05/2011			
FATA	KHYBER	8	15/01/2011	02/05/2011	1	09/06/2011	09/06/2011
	MOHMAND	4	03/01/2011	05/07/2011			
	KURRAM	1	06/03/2011	06/03/2011			
	ORAKZAI	2	06/05/2011	15/06/2011			
	WAZIR-S	1	22/07/2011	22/07/2011			
Grand Total		71	03/01/2011	07/08/2011	1	09/06/2011	09/06/2011

Sanghar P1 case (SD/32/11/005) was identified as wild by a positive contact with date of stool collection 26/01/2011
 Peshawar P1 case (NW/30/11/025) was identified as wild by a positive contact with date of stool collection 10/03/2011
 Torghar P1 case (NW/15/11/001) was identified as wild by a positive contact with date of stool collection 21/04/2011
 Khuzdar P1 case (BN/54/11/013) was identified as wild by a positive contact with date of stool collection 25/07/2011