



Table 1: Acute Flaccid Paralysis (AFP) cases by week of onset

Country	Reported AFP cases by week of onset - Week (32/11)/ Ending on : (14/08/11)														
	Total AFP 2009	Total AFP 2010	Total AFP to date, 2011	W 21 29 May 11	W 22 05 Jun 11	W 23 12 Jun 11	W 24 19 Jun 11	W 25 26 Jun 11	W 26 03 Jul 11	W 27 10 Jul 11	W 28 17 Jul 11	W 29 24 Jul 11	W 30 31 Jul 11	W 31 07 Aug 11	W 32 14 Aug 11
Afghanistan	1477	1572	1099	38	41	40	37	33	41	39	33	40	26	34	7
Bahrain	7	10	4	0	0	0	0	0	1	1	0	0	0		
Djibouti	6	3	4	0	0	0	0	0	0	0	0	0	1	0	0
Egypt	1126	1151	665	26	20	20	24	21	28	24	20	11	15	12	1
Iran	548	622	358	15	11	14	10	9	15	7	11	13	6	10	0
Iraq	412	489	318	10	7	8	9	8	6	5	13	10	9	5	
Jordan ****	31	40	14	2	0	2	0	0	0	1	0	0	2	0	0
Kuwait	25	24	16	1	0	0	1	0	1	0	0	0	0	0	0
Lebanon ****	8	19	12	1	1	0	0	0	1	0	0	0	1	0	
Libya	44	46	17	0	0	0	1	0	1	0					
Morocco	115	100	50	3	2	3	0	2	0	2	2	1	0	2	
Oman	19	33	29	1	1	0	0	2	0	1	1	1	1	0	0
Pakistan	5163	5393	3240	146	130	124	128	108	107	104	92	90	73	21	
Palestine ****	18	15	9	0	0	1	1	0	0	0	0	0	0	0	0
Qatar	4	5	1	0	0	0	0	0	0	0	0	0	0	0	0
Saudi Arabia	195	239	137	5	3	4	4	3	3	7	4	6	2	2	1
Somalia	162	164	116	5	3	4	2	2	4	3	3	5	4	1	
Sudan	425	408	203	6	9	5	3	7	9	3	6	3	6	3	0
South Sudan	199	310	214	11	8	15	7	8	5	8	4	7	2	0	
Syria ****	203	194	115	7	2	4	5	4	4	4	3	0	0	0	
Tunisia	40	57	29	2	1	0	0	2	0	0	0	0	0	0	
U.A.E	17	18	17	0	1	0	1	0	1	1	0	1	0	0	0
Yemen	366	426	224	4	7	4	3	3	8	12	12	5	10	3	0
<b>Total EMR</b>	<b>10610</b>	<b>11338</b>	<b>6891</b>	<b>283</b>	<b>247</b>	<b>248</b>	<b>236</b>	<b>212</b>	<b>235</b>	<b>222</b>	<b>204</b>	<b>193</b>	<b>158</b>	<b>93</b>	<b>9</b>

No data = No report received

Table 2: Confirmed polio cases by month of onset

Country	Total year 2009	Total year 2010	14/08		Confirmed polio cases by month of onset											
			2010	2011	September 2010	October 2010	November 2010	December 2010	January 2011	February 2011	March 2011	April 2011	May 2011	June 2011	July 2011	August 2011
Afghanistan	38	25	14	12	1	2	3	1	1	0	0	2	4	4	1	
Bahrain	0	0	0	0	0	0	0	0	0	0	0	0	0	0		
Djibouti	0	0	0	0	0	0	0	0	0	0	0	0	0	0		
Egypt	0	0	0	0	0	0	0	0	0	0	0	0	0	0		
Iran	0	0	0	0	0	0	0	0	0	0	0	0	0	0		
Iraq	0	0	0	0	0	0	0	0	0	0	0	0	0	0		
Jordan ****	0	0	0	0	0	0	0	0	0	0	0	0	0	0		
Kuwait	0	0	0	0	0	0	0	0	0	0	0	0	0	0	0	
Lebanon ****	0	0	0	0	0	0	0	0	0	0	0	0	0	0	0	
Libya	0	0	0	0	0	0	0	0	0	0	0	0	0	0		
Morocco	0	0	0	0	0	0	0	0	0	0	0	0	0	0		
Oman	0	0	0	0	0	0	0	0	0	0	0	0	0	0		
Pakistan	89	144	44	69	41	29	15	7	8	8	11	12	13	8	9	
Palestine ****	0	0	0	0	0	0	0	0	0	0	0	0	0	0	0	
Qatar	0	0	0	0	0	0	0	0	0	0	0	0	0	0	0	
Saudi Arabia	0	0	0	0	0	0	0	0	0	0	0	0	0	0	0	
Somalia	0	0	0	0	0	0	0	0	0	0	0	0	0	0	0	
Sudan	5	0	0	0	0	0	0	0	0	0	0	0	0	0	0	
South Sudan	40	0	0	0	0	0	0	0	0	0	0	0	0	0	0	
Syria ****	0	0	0	0	0	0	0	0	0	0	0	0	0	0	0	
Tunisia	0	0	0	0	0	0	0	0	0	0	0	0	0	0	0	
U.A.E	0	0	0	0	0	0	0	0	0	0	0	0	0	0	0	
Yemen	0	0	0	0	0	0	0	0	0	0	0	0	0	0	0	
<b>Total EMR</b>	<b>172</b>	<b>169</b>	<b>58</b>	<b>81</b>	<b>42</b>	<b>31</b>	<b>18</b>	<b>8</b>	<b>9</b>	<b>8</b>	<b>11</b>	<b>14</b>	<b>17</b>	<b>12</b>	<b>10</b>	<b>0</b>

\*\*\*\* UNRWA cases are included with those of country of residence



Table 3: Investigation of AFP cases with paralysis onset in 2010 & 2011 (up to week 32 ending 14 August 2011)

COUNTRY	2010												2011												Latest line List Date						
	AFP									Specimen			Wild isolates			AFP										Specimen			Wild isolates		
	Total AFP cases onset 2010	Case classification					Non polio AFP rate **	AFP cases pending classification > 90 days from onset of paralysis	AFP cases pending classification and lab > 90 days from onset of paralysis	% with *** adequate specimens	Wild P1 Poliovirus	Wild P3 Poliovirus	Total AFP cases onset 2011	Case classification					Annualized Non polio AFP rate **	AFP cases pending classification > 90 days from onset of paralysis	AFP cases pending classification and lab > 90 days from onset of paralysis	% with *** adequate specimens	Wild P1 Poliovirus	Wild P3 Poliovirus							
		Total Confirmed Polio Cases *	Polio Compatible	Pending Classification	Discarded (non polio AFP)	VDPV								Total Confirmed Polio Cases *	Polio Compatible	Pending Classification	Discarded (non polio AFP)	VDPV													
Afghanistan	1572	25	5	0	1537	5	9.08	0	0	92.62	17	8	1099	12	0	107	979	1	10.1	4	2	93.99	12	0	14/08/2011						
Bahrain	10	0	0	0	10	0	4.87	0	0	80.00	0	0	4	0	0	2	2	0	3.15	0	0	100.00	0	0	31/07/2011						
Djibouti	3	0	0	0	3	0	1.23	0	0	33.33	0	0	4	0	0	2	2	0	2.24	1	0	75.00	0	0	15/08/2011						
Egypt	1151	0	0	0	1151	0	3.73	0	0	94.87	0	0	665	0	0	78	586	1	3.49	3	1	93.68	0	0	11/08/2011						
Iran	622	0	0	0	622	0	3.51	0	0	90.68	0	0	358	0	0	28	329	1	3.24	0	0	89.39	0	0	14/08/2011						
Iraq	489	0	0	0	489	1	3.39	0	0	86.91	0	0	318	0	0	37	281	0	3.57	10	3	89.62	0	0	12/08/2011						
Jordan	40	0	0	0	40	0	1.76	0	0	95.00	0	0	14	0	0	5	9	0	0.9	0	0	100.00	0	0	14/08/2011						
Kuwait	24	0	0	0	24	0	3.33	0	0	100.00	0	0	16	0	0	0	16	0	3.47	0	0	87.50	0	0	14/08/2011						
Lebanon	19	0	0	0	19	0	1.72	0	0	47.37	0	0	12	0	0	7	5	0	1.76	4	2	50.00	0	0	13/08/2011						
Libya	46	0	0	0	46	0	2.25	0	0	100.00	0	0	17	0	0	6	11	0	1.34	4	4	100.00	0	0	12/07/2011						
Morocco	100	0	0	0	100	0	1.01	0	0	78.00	0	0	50	0	0	12	38	0	0.81	2	0	82.00	0	0	12/08/2011						
Oman	33	0	0	0	33	0	4.28	0	0	87.88	0	0	29	0	0	6	23	0	6.07	0	0	96.55	0	0	08/08/2011						
Pakistan	5393	144	24	0	5225	0	6.34	0	0	88.39	120	24	3240	69	7	241	2923	0	6.19	20	6	90.00	68	1	13/08/2011						
Palestine	15	0	0	0	15	0	0.94	0	0	100.00	0	0	9	0	0	1	8	0	0.9	0	0	100.00	0	0	07/08/2011						
Qatar	5	0	0	0	5	0	2.14	0	0	80.00	0	0	1	0	0	0	1	0	0.69	0	0	100.00	0	0	14/08/2011						
Saudi Arabia	239	0	0	0	239	0	2.83	0	0	96.65	0	0	137	0	0	36	101	0	2.57	0	0	97.81	0	0	14/08/2011						
Somalia	164	0	0	0	160	4	3.38	0	0	99.39	0	0	116	0	0	17	94	5	3.74	1	0	99.14	0	0	12/08/2011						
Sudan	408	0	0	0	408	0	2.80	0	0	97.30	0	0	203	0	0	9	194	0	2.21	1	0	96.06	0	0	14/08/2011						
South Sudan	310	0	2	0	308	0	4.06	0	0	92.90	0	0	214	0	0	29	184	1	4.54	2	0	92.99	0	0	12/08/2011						
Syria	194	0	0	0	193	1	2.02	0	0	95.36	0	0	115	0	0	4	111	0	1.89	1	0	93.91	0	0	10/08/2011						
Tunisia	57	0	0	0	57	0	2.18	0	0	92.98	0	0	29	0	0	2	27	0	1.84	0	0	96.55	0	0	09/08/2011						
U.A.E	18	0	0	0	18	0	1.78	0	0	100.00	0	0	17	0	0	0	17	0	2.72	0	0	100.00	0	0	14/08/2011						
Yemen	426	0	0	0	426	0	3.86	0	0	96.48	0	0	224	0	0	57	167	0	3.28	1	1	95.54	0	0	14/08/2011						
EMR	11338	169	31	0	11128	11	4.63	0	0	90.86	137	32	6891	81	7	686	6108	9	4.53	54	19	91.76	80	1							
2009	10610	172	29	0	10401	8	4.40	0	0	91.06	122	52																			

\* Confirmed polio cases refer to wild isolation from AFP cases or from contacts of negative index AFP cases

\*\* Non-polio AFP per 100,000 children <15 years

\*\*\* Adequate here refers to two stool specimens collected at least 24 hours apart, within 14 days of paralysis onset

\*\*\*\* AFP cases co infected with P1 and P3 are counted separately as wild isolates



**Table 4: Investigation of contacts of AFP cases with paralysis onset in 2011 (up to week 32 ending 14/08/ 2011)**

Country	No. of AFP cases	No. of eligible AFP cases for contact sampling*	% of eligible AFP cases with contact samplings	% of eligible AFP cases with 3+ contacts	Total number of Contacts**	% of contacts under 5 years	% of contacts with specimens collected within 7 days of notification of index	% Contact specimens in lab within 3 days of collection	% Contact specimens positive for NPEV	% Contact specimens positive for Sabin like virus	No. of contacts positive for wild virus	% of wild polio virus isolation from contacts	No. of Contacts positive for VDPVs	No. of -ve index AFP cases identified positive by contact	No. of district identified infected from contacts
Afghanistan	1099	66	84.8	84.8	391	95.9	73.4	31.9	24.4	3.8	4	1.1		3	3
Bahrain	4	0			0						0			0	0
Djibouti	4	1	0.0	0.0	0						0			0	0
Egypt	665	55	90.9	90.9	267	78.7	73.0	96.2	10.6	3.8	0	0.0		0	0
Iran	358	38	18.4	13.2	61	73.8	45.9	83.1	0.0	11.9	0	0.0		0	0
Iraq	318	33	72.7	66.7	102	79.4	31.4	83.3	18.6	0.0	0	0.0		0	0
Jordan	14	0			0						0			0	0
Kuwait	16	2	100.0	100.0	39	53.8	66.7	100.0	2.6	0.0	0	0.0		0	0
Lebanon	12	6	0.0	0.0	0						0			0	0
Libya	17	0			0						0			0	0
Morocco	50	9	44.4	33.3	22	54.5	77.3	94.1	0.0	0.0	0	0.0		0	0
Oman	29	1	0.0	0.0	22	95.5	77.3	100.0	22.7	9.1	0	0.0		0	0
Pakistan	3240	324	85.2	84.3	1005	90.5	64.5	76.4	25.5	5.9	6	0.6		3	2
Palestine	9	0			0						0			0	0
Qatar	1	0			0						0			0	0
Saudi Arabia	137	3	66.7	66.7	10	90.0	0.0	60.0	0.0	0.0	0	0.0		0	0
Somalia	116	1	100.0	100.0	338	89.6	98.2	13.9	11.1	5.6	0	0.0	7	0	0
Sudan	203	8	100.0	100.0	129	79.1	76.7	37.4	13.0	4.1	0	0.0		0	0
South Sudan	214	15	86.7	80.0	609	84.6	88.8	1.0	14.0	2.0	0	0.0	1	0	0
Syria	115	7	85.7	71.4	37	75.7	51.4	86.5	0.0	0.0	0	0.0		0	0
Tunisia	29	1	0.0	0.0	15	40.0	66.7	100.0	0.0	0.0	0	0.0		0	0
U.A.E.	17	0			0						0			0	0
Yemen	224	10	90.0	90.0	47	68.1	59.6	0.0	25.0	0.0	0	0.0		0	0
<b>Grand Total 2011</b>	<b>6891</b>	<b>580</b>	<b>79.0</b>	<b>77.2</b>	<b>3094</b>	<b>86.3</b>	<b>73.7</b>	<b>51.2</b>	<b>18.2</b>	<b>4.3</b>	<b>10</b>	<b>0.4</b>	<b>8</b>	<b>6</b>	<b>5</b>
<b>Grand Total 2010</b>	<b>11338</b>	<b>1062</b>	<b>80.8</b>	<b>75.9</b>	<b>5146</b>	<b>82.9</b>	<b>71.7</b>	<b>53.5</b>	<b>18.6</b>	<b>3.3</b>	<b>13</b>	<b>0.3</b>	<b>7</b>	<b>8</b>	<b>4</b>

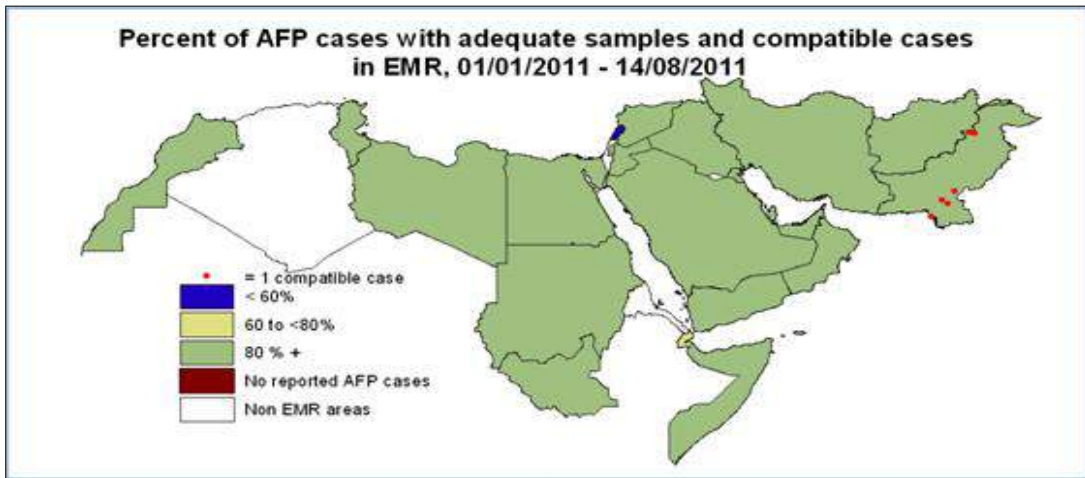
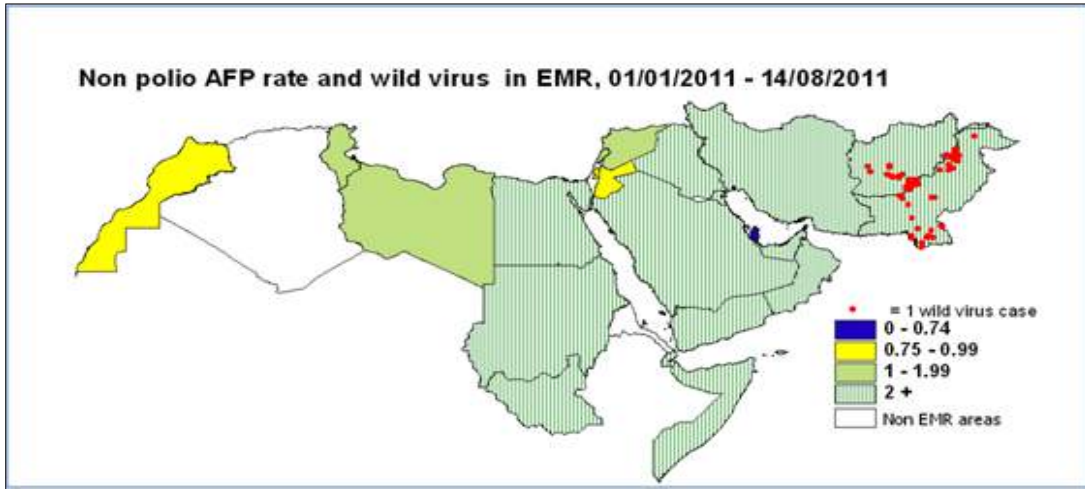
\* Eligible refers to AFP cases with inadequate stool specimens

\*\* Total number of contacts from eligible AFP cases and from other AFP cases as per with country criteria for contact sampling

**Last wild contacts in EMRO, 01/01/2011-14/08/2011**

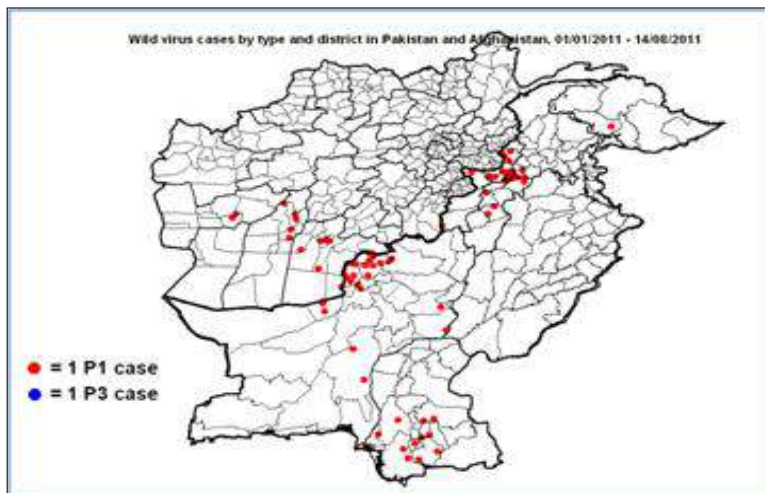
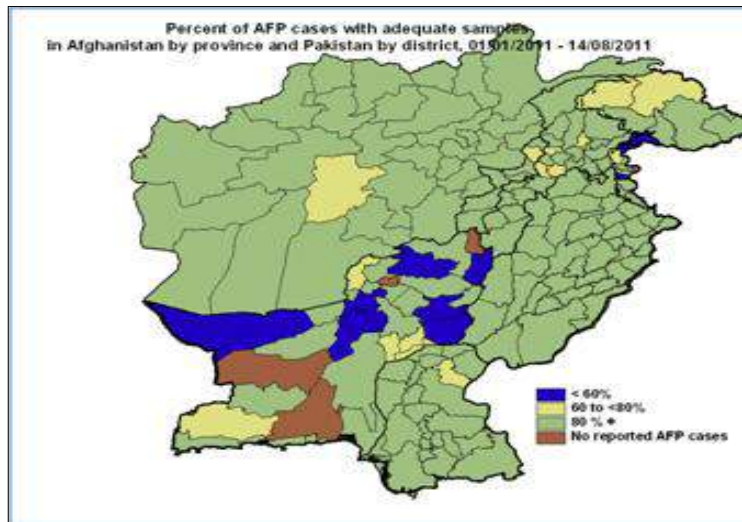
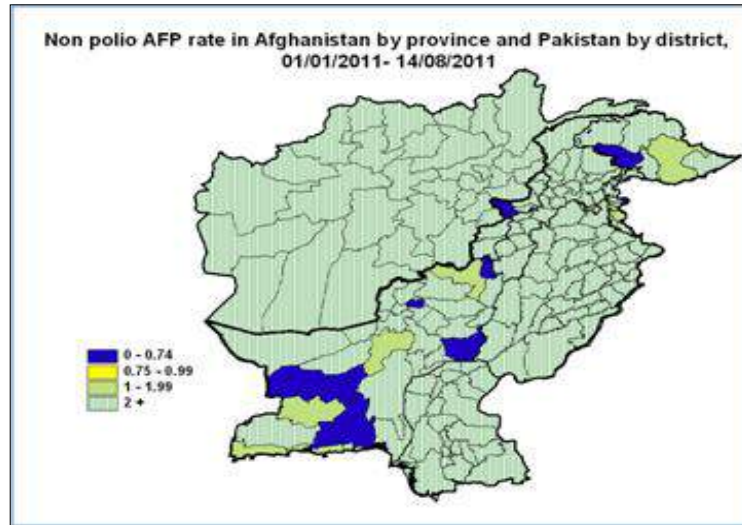
Year	Country	Data	Date of Most Recent stool collection
		Count of wild contacts	
2011	Afghanistan	4	13/06/2011
	Pakistan	6	04/06/2011
<b>Grand Total</b>		<b>10</b>	<b>13/06/2011</b>





**Wild polio cases by country and date of onset of paralysis in EMR, 2011**

Year	COUNTRY	P1			P3			Total Count	First Case	Last Case
		Count	First Case	Last Case	Count	First Case	Last Case			
2011	AFG	12	11/01/2011	19/07/2011				12	11/01/2011	19/07/2011
	PAK	68	03/01/2011	22/07/2011	1	09/06/2011	09/06/2011	69	03/01/2011	22/07/2011
2011 Total		80	03/01/2011	22/07/2011	1	09/06/2011	09/06/2011	81	03/01/2011	22/07/2011



\* District RY Khan, Punjab Province, was identified as an infected district by isolating wild type P1 virus from a healthy child with date of stool collection 08/01/2011  
\* District Nsirabad, Balochistan Province, was identified as an infected district by isolating wild type P1 virus from a healthy child with date of stool collection 26/01/2011  
\* District Faisalabad, Punjab Province, was identified as an infected district by isolating wild type P1 virus from a healthy child with date of stool collection 28/07/2011



**Wild Polio cases by district and date of onset of paralysis, Afghanistan 2011**

PROVINCE	DISTRICT	P1		
		Count	First case	Last case
FARAH	BALA BULUK	1	10/06/2011	10/06/2011
	BAKWA	1	26/04/2011	26/04/2011
KANDAHAR	KANDAHAR	2	23/05/2011	19/07/2011
	MAYWAND	1	25/04/2011	25/04/2011
	DAMAN	2	11/01/2011	19/06/2011
HILMAND	NAHRI SARRAJ	2	29/05/2011	06/06/2011
	MUSA QALA	3	08/05/2011	28/06/2011
Grand Total		12	11/01/2011	19/07/2011

Kandahar P1 case (AFG/08/11/103) was identified as wild by a positive contact with date of stool collection 30/05/11  
Maywand P1 case (AFG/08/11/110) was identified as wild by a positive contact with date of stool collection 29/05/11  
Bala Buluk P1 case (AFG/03/11/132) was identified as wild by a positive contact with date of stool collection 13/06/11

**Wild Polio cases by district and date of onset of paralysis, Pakistan 2011**

PROVINCE	DISTRICT	P1			P3		
		Count	First case	Last case	Count	First case	Last case
BALOCHISTAN	QUETTA	2	22/06/2011	07/07/2011			
	PISHIN	7	19/02/2011	10/07/2011			
	KABDULAH	10	02/03/2011	13/07/2011			
	NOSHKI	3	01/04/2011	28/04/2011			
	KOHLU	1	08/07/2011	08/07/2011			
	DBUGTI	1	12/07/2011	12/07/2011			
	KHUZDAR	2	03/05/2011	10/06/2011			
SINDH	THATTA	2	10/04/2011	10/06/2011			
	BADIN	2	22/02/2011	15/03/2011			
	JAMSHORO	1	29/05/2011	29/05/2011			
	TMKHAN	2	18/02/2011	04/03/2011			
	T.ALLAHYAR	1	21/01/2011	21/01/2011			
	SANGHAR	2	20/01/2011	19/04/2011			
	KHIGADAP	1	05/04/2011	05/04/2011			
	KHIORANGI	1	29/03/2011	29/03/2011			
	KHISADDAR	1	05/04/2011	05/04/2011			
	KHISITE	1	07/05/2011	07/05/2011			
GILGIT BALTISTAN	DIAMIR	1	18/05/2011	18/05/2011			
KHYBER PAKHTOON	PESHAWAR	3	16/01/2011	13/05/2011			
	KOHAT	3	28/01/2011	20/04/2011			
	BANNU	1	21/05/2011	21/05/2011			
	LAKKIMRWT	2	09/03/2011	13/03/2011			
	TORGHAR	2	06/04/2011	22/05/2011			
FATA	KHYBER	8	15/01/2011	02/05/2011	1	09/06/2011	09/06/2011
	MOHMAND	4	03/01/2011	05/07/2011			
	KURRAM	1	06/03/2011	06/03/2011			
	ORAKZAI	2	06/05/2011	15/06/2011			
	WAZIR-S	1	22/07/2011	22/07/2011			
Grand Total		68	03/01/2011	22/07/2011	1	09/06/2011	09/06/2011

Sanghar P1 case (SD/32/11/005) was identified as wild by a positive contact with date of stool collection 26/01/2011  
Peshawar P1 case (NW/30/11/025) was identified as wild by a positive contact with date of stool collection 10/03/2011  
Torghar P1 case (NW/15/11/001) was identified as wild by a positive contact with date of stool collection 21/04/2011