



Table 1: Acute Flaccid Paralysis (AFP) cases by week of onset

Country	Reported AFP cases by week of onset - Week (23/11)/ Ending on : (12/06/11)														
	Total AFP 2009	Total AFP 2010	Total AFP to date, 2011	W 12 27 Mar 11	W 13 03 Apr 11	W 14 10 Apr 11	W 15 17 Apr 11	W 16 24 Apr 11	W 17 01 May 11	W 18 08 May 11	W 19 15 May 11	W 20 22 May 11	W 21 29 May 11	W 22 05 Jun 11	W 23 12 Jun 11
Afghanistan	1477	1572	765	25	39	42	48	28	31	35	28	42	38	36	4
Bahrain	7	10	2	0	0	0	1	0	0	0	0	0	0	0	0
Djibouti	6	3	2	0	0	0	0	0	0	0	0	0	0	0	0
Egypt	1126	1151	488	29	28	24	25	19	18	39	26	22	25	17	3
Iran	548	622	264	9	11	9	7	9	13	14	9	20	16	9	3
Iraq	412	489	239	12	14	18	9	13	14	14	11	7	9	3	
Jordan ****	31	40	8	0	1	0	0	0	0	1	0	0	1		
Kuwait	25	24	14	1	1	1	1	1	0	1	1	2	1	0	0
Lebanon ****	8	19	7	0	1	0	0	0	2	0	0	0	0	0	
Libya	44	46	15	0	0	0	5	2	1	0					
Morocco	115	100	37	1	4	1	0	1	0	2	1	1	3	1	
Oman	19	33	23	3	1	1	0	0	1	0	0	0	1	1	0
Pakistan	5163	5392	2212	95	98	114	86	136	121	129	114	118	112	28	1
Palestine ****	18	15	7	0	0	0	0	2	0	0	0	0	0	0	0
Qatar	4	5	1	0	0	0	0	0	0	0	0	0	0	0	0
Saudi Arabia	195	239	103	7	5	4	3	3	5	2	1	7	5	3	1
Somalia	162	164	85	3	2	2	3	5	5	1	3	4	4	1	
Sudan	425	408	143	6	11	6	10	6	7	10	4	4	2	0	0
South Sudan	199	310	146	12	11	5	6	9	7	11	3	4	5	2	
Syria ****	203	194	87	4	2	2	1	0	3	1	6	3	5	0	
Tunisia	40	57	27	1	3	2	0	1	0	1	2	0	2	1	
U.A.E	17	18	13	0	1	0	1	0	0	0	2	0	0	1	0
Yemen	366	426	155	8	6	3	6	7	5	4	8	3	3	1	0
Total EMR	10610	11337	4843	216	239	234	212	242	233	265	219	237	232	104	12

No data = No report received

Table 2: Confirmed polio cases by month of onset

Country	Total year 2009	Total year 2010	12/06		Confirmed polio cases by month of onset											
			2010	2011	July 2010	August 2010	September 2010	October 2010	November 2010	December 2010	January 2011	February 2011	March 2011	April 2011	May 2011	June 2011
Afghanistan	38	25	12	4	1	5	1	2	3	1	1	0	0	1	2	
Bahrain	0	0	0	0	0	0	0	0	0	0	0	0	0	0	0	
Djibouti	0	0	0	0	0	0	0	0	0	0	0	0	0	0	0	
Egypt	0	0	0	0	0	0	0	0	0	0	0	0	0	0	0	
Iran	0	0	0	0	0	0	0	0	0	0	0	0	0	0	0	
Iraq	0	0	0	0	0	0	0	0	0	0	0	0	0	0	0	
Jordan ****	0	0	0	0	0	0	0	0	0	0	0	0	0	0	0	
Kuwait	0	0	0	0	0	0	0	0	0	0	0	0	0	0	0	
Lebanon ****	0	0	0	0	0	0	0	0	0	0	0	0	0	0	0	
Libya	0	0	0	0	0	0	0	0	0	0	0	0	0	0	0	
Morocco	0	0	0	0	0	0	0	0	0	0	0	0	0	0	0	
Oman	0	0	0	0	0	0	0	0	0	0	0	0	0	0	0	
Pakistan	89	144	27	49	6	15	41	29	15	7	8	8	11	12	10	
Palestine ****	0	0	0	0	0	0	0	0	0	0	0	0	0	0	0	
Qatar	0	0	0	0	0	0	0	0	0	0	0	0	0	0	0	
Saudi Arabia	0	0	0	0	0	0	0	0	0	0	0	0	0	0	0	
Somalia	0	0	0	0	0	0	0	0	0	0	0	0	0	0	0	
Sudan	5	0	0	0	0	0	0	0	0	0	0	0	0	0	0	
South Sudan	40	0	0	0	0	0	0	0	0	0	0	0	0	0	0	
Syria ****	0	0	0	0	0	0	0	0	0	0	0	0	0	0	0	
Tunisia	0	0	0	0	0	0	0	0	0	0	0	0	0	0	0	
U.A.E	0	0	0	0	0	0	0	0	0	0	0	0	0	0	0	
Yemen	0	0	0	0	0	0	0	0	0	0	0	0	0	0	0	
Total EMR	172	169	39	53	7	20	42	31	18	8	9	8	11	13	12	0

**** UNRWA cases are included with those of country of residence



Table 3: Investigation of AFP cases with paralysis onset in 2010 & 2011 (up to week 23 ending 12 June 2011)

COUNTRY	2010												2011												Latest line List Date						
	AFP									Specimen			Wild isolates			AFP										Specimen			Wild isolates		
	Total AFP cases onset 2010	Case classification					Non polio AFP rate **	AFP cases pending classification > 90 days from onset of paralysis	AFP cases pending classification and lab > 90 days from onset of paralysis	% with *** adequate specimens	Wild P1 Poliovirus	Wild P3 Poliovirus	Total AFP cases onset 2011	Case classification					Annualized Non polio AFP rate **	AFP cases pending classification > 90 days from onset of paralysis	AFP cases pending classification and lab > 90 days from onset of paralysis	% with *** adequate specimens	Wild P1 Poliovirus	Wild P3 Poliovirus							
		Total Confirmed Polio Cases *	Polio Compatible	Pending Classification	Discarded (non polio AFP)	VDPV								Total Confirmed Polio Cases *	Polio Compatible	Pending Classification	Discarded (non polio AFP)	VDPV													
Afghanistan	1572	25	5	0	1537	5	9.08	0	0	92.62	17	8	765	4	0	124	636	2	9.79	7	3	94.12	4	0	12/06/2011						
Bahrain	10	0	0	0	10	0	4.87	0	0	80.00	0	0	2	0	0	1	1	0	2.18	0	0	100.00	0	0	13/06/2011						
Djibouti	3	0	0	0	3	0	1.23	0	0	33.33	0	0	2	0	0	2	0	0	1.56	2	1	100.00	0	0	12/06/2011						
Egypt	1151	0	0	0	1151	0	3.73	0	0	94.87	0	0	488	0	0	87	400	0	3.55	0	0	92.21	0	0	09/06/2011						
Iran	622	0	0	0	622	0	3.51	0	0	90.68	0	0	264	0	0	44	220	0	3.32	1	1	85.23	0	0	12/06/2011						
Iraq	489	0	0	0	489	1	3.39	0	0	86.91	0	0	239	0	0	30	209	0	3.72	1	0	89.12	0	0	10/06/2011						
Jordan	40	0	0	0	40	0	1.76	0	0	95.00	0	0	8	0	0	4	4	0	0.67	1	0	100.00	0	0	02/06/2011						
Kuwait	24	0	0	0	24	0	3.33	0	0	100.00	0	0	14	0	0	2	12	0	4.21	0	0	85.71	0	0	12/06/2011						
Lebanon	19	0	0	0	19	0	1.72	0	0	47.37	0	0	7	0	0	5	2	0	1.42	1	0	57.14	0	0	06/06/2011						
Libya	46	0	0	0	46	0	2.25	0	0	100.00	0	0	15	0	0	9	6	0	1.64	0	0	86.67	0	0	12/05/2011						
Morocco	100	0	0	0	100	0	1.01	0	0	78.00	0	0	37	0	0	12	25	0	0.83	2	0	75.68	0	0	10/06/2011						
Oman	33	0	0	0	33	0	4.28	0	0	87.88	0	0	23	0	0	1	22	0	6.68	0	0	100.00	0	0	05/06/2011						
Pakistan	5392	144	24	0	5224	0	6.34	0	0	88.41	120	24	2212	49	4	257	1902	0	5.86	15	1	90.60	49	0	11/06/2011						
Palestine	15	0	0	0	15	0	0.94	0	0	100.00	0	0	7	0	0	0	7	0	0.97	0	0	100.00	0	0	12/06/2011						
Qatar	5	0	0	0	5	0	2.14	0	0	80.00	0	0	1	0	0	0	1	0	0.96	0	0	100.00	0	0	12/06/2011						
Saudi Arabia	239	0	0	0	239	0	2.83	0	0	96.65	0	0	103	0	0	33	70	0	2.68	0	0	97.09	0	0	11/06/2011						
Somalia	164	0	0	0	160	4	3.38	0	0	99.39	0	0	85	0	0	10	71	4	3.8	1	0	98.82	0	0	10/06/2011						
Sudan	408	0	0	0	408	0	2.80	0	0	97.30	0	0	143	0	0	12	131	0	2.15	0	0	97.90	0	0	12/06/2011						
South Sudan	310	0	2	0	308	0	4.06	0	0	92.90	0	0	146	0	0	24	121	1	4.29	6	0	92.47	0	0	10/06/2011						
Syria	194	0	0	0	193	1	2.02	0	0	95.36	0	0	87	0	0	10	77	0	1.97	0	0	94.25	0	0	09/06/2011						
Tunisia	57	0	0	0	57	0	2.18	0	0	92.98	0	0	27	0	0	6	21	0	2.38	0	0	96.30	0	0	09/06/2011						
U.A.E	18	0	0	0	18	0	1.78	0	0	100.00	0	0	13	0	0	3	10	0	2.88	0	0	100.00	0	0	12/06/2011						
Yemen	426	0	0	0	426	0	3.86	0	0	96.48	0	0	155	0	0	83	72	0	3.13	27	27	95.48	0	0	12/06/2011						
EMR	11337	169	31	0	11127	11	4.63	0	0	90.87	137	32	4843	53	4	759	4020	7	4.42	64	33	91.68	53	0							
2009	10610	172	29	0	10401	8	4.40	0	0	91.06	122	52																			

* Confirmed polio cases refer to wild isolation from AFP cases or from contacts of negative index AFP cases

** Non-polio AFP per 100,000 children <15 years

*** Adequate here refers to two stool specimens collected at least 24 hours apart, within 14 days of paralysis onset

**** AFP cases co infected with P1 and P3 are counted separately as wild isolates



Table 4: Investigation of contacts of AFP cases with paralysis onset in 2011 (up to week 23 ending 12/06/ 2011)

Country	No. of AFP cases	No. of eligible AFP cases for contact sampling*	% of eligible AFP cases with contact samplings	% of eligible AFP cases with 3+ contacts	Total number of Contacts**	% of contacts under 5 years	% of contacts with specimens collected within 7 days of notification of index	% Contact specimens in lab within 3 days of collection	% Contact specimens positive for NPEV	% Contact specimens positive for Sabin like virus	No. of contacts positive for wild virus	% of wild polio virus isolation from contacts	No. of Contacts positive for VDPVs	No. of -ve index AFP cases identified positive by contact	No. of district identified infected from contacts
Afghanistan	765	45	77.8	77.8	261	95.4	78.5	31.4	20.6	5.4	0	0.0		0	0
Bahrain	2	0			0						0			0	0
Djibouti	2	0			0						0			0	0
Egypt	488	45	68.9	68.9	195	77.9	73.8	94.6	9.0	1.2	0	0.0		0	0
Iran	264	39	0.0	0.0	0						0			0	0
Iraq	239	26	65.4	57.7	75	80.0	34.7	78.5	16.9	0.0	0	0.0		0	0
Jordan	8	0			0						0			0	0
Kuwait	14	2	50.0	50.0	24	62.5	70.8	100.0	4.2	0.0	0	0.0		0	0
Lebanon	7	3	0.0	0.0	0						0			0	0
Libya	15	2	0.0	0.0	0						0			0	0
Morocco	37	9	33.3	22.2	12	25.0	16.7	58.3	0.0	0.0	0	0.0		0	0
Oman	23	0			22	95.5	77.3	100.0	22.7	9.1	0	0.0		0	0
Pakistan	2212	208	81.7	81.3	610	92.6	66.2	78.2	23.3	5.6	5	0.9		3	2
Palestine	7	0			0						0			0	0
Qatar	1	0			0						0			0	0
Saudi Arabia	103	3	66.7	66.7	10	90.0	0.0	60.0	0.0	0.0	0	0.0		0	0
Somalia	85	1	100.0	100.0	248	89.1	97.6	12.1	7.4	6.5	0	0.0	7	0	0
Sudan	143	3	100.0	100.0	79	77.2	77.2	37.5	1.8	7.1	0	0.0		0	0
South Sudan	146	11	90.9	81.8	393	85.2	88.8	1.2	11.1	3.1	0	0.0	1	0	0
Syria	87	5	100.0	80.0	28	82.1	57.1	79.2	0.0	0.0	0	0.0		0	0
Tunisia	27	1	0.0	0.0	15	40.0	66.7	100.0	0.0	0.0	0	0.0		0	0
U.A.E.	13	0			0						0			0	0
Yemen	155	7	100.0	85.7	41	70.7	63.4	0.0	0.0	0.0	0	0.0		0	0
Grand Total 2011	4843	410	69.5	67.8	2013	86.9	75.5	49.5	15.1	4.4	5	0.3	8	3	2
Grand Total 2010	11337	1061	80.0	75.5	5091	83.1	72.0	53.5	18.8	3.3	13	0.3	7	8	4

* Eligible refers to AFP cases with inadequate stool specimens

** Total number of contacts from eligible AFP cases and from other AFP cases as per with country criteria for contact sampling

Last wild contacts in EMRO, 01/01/2011-12/06/2011

Year	Country	Count of wild contacts	Date of Most Recent stool collection
2011	Pakistan	5	21/04/2011
Grand Total		5	21/04/2011



Table 5: Laboratory investigation of AFP cases with paralysis onset in 2011 (up to week 23 ending 12 June 2011)

Country	Polio laboratories Sequencing performed by CDC and RIVM laboratories	AFP cases with specimens	Preliminary virus isolation results of AFP cases						Poliovirus intratypic differentiation results #									Indicators				Latest report Date				
			Referred for ITD		NPEV only	Negative	Pending		Type 1			Type 2			Type 3			Discordant pending sequence	NPEV by PCR	Non-EV	Pending ITD		% specimens positive for NPEV*	% AFP cases with culture results within 14 days	% AFP cases with ITD results within 7 days	% AFP cases with ITD results within 45 days of onset***
			L20B+	L20B+/NPEV			received < / = 14 days	received > 14 days ago	Wild	Sabin	VDPV	Wild	Sabin	VDPV	Wild	Sabin	VDPV									
Afghanistan	RRL Pakistan	734	33		121	520	60		4	17		3	1		12				3		16%	100%	100%	99%	11/06/2011	
Bahrain	PNL Oman	2			1	1															50%	100%		100%	12/06/2011	
Djibouti	NPL Kenya	2			1			1													100%			100%	12/06/2011	
Egypt***	RRL Egypt	476	8	1	26	390	43	8		3	1		1		3		1		1		6%	92%	100%	99%	12/06/2011	
Iran	NPL Iran	238	9		1	221	7					2			2		1		4		0%	100%	100%	99%	11/06/2011	
Iraq	NPL Iraq, RRL Egypt	234	7		41	174	11	4		1		2			1						18%	100%	100%	75%	09/06/2011	
Jordan	NPL Jordan, RRL Tunisia	9				9															10%	89%			12/06/2011	
Kuwait	RRL Kuwait	17				16	1														2%	88%		100%	30/05/2011	
Lebanon	RRL Egypt	4				4															0%	100%			12/06/2011	
Libya	RRL Tunisia	17	1			10		6		1											0%	82%	100%	91%	10/06/2011	
Morocco	NPL Morocco, RRL Tunisia	35			1	24	6	4													6%	100%			10/06/2011	
Oman	NPL Oman	23			4	18	1														13%	95%		100%	12/06/2011	
Pakistan	RRL Pakistan	2263	142	16	370	1529	205	1	46	52		24			62			21			16%	100%	99%	98%	11/06/2011	
Palestine & UNRWA		7			1	6															14%	0%		86%	12/06/2011	
Qatar	NPL Oman	1				1															0%	100%		100%	12/06/2011	
Saudi Arabia	NPL Saudi Arabia, NPL Oman	87	1			81		5				1									0%	80%	100%	100%	29/05/2011	
Somalia	NPL Kenya	85	10		9	57	4	5				5	1		4						12%	3%		100%	10/06/2011	
Sudan	NPL Sudan, NICD, S. Africa	151	6		20	116	9								1						12%	78%	100%	100%	12/06/2011	
South Sudan	NPL Kenya	146	8		18	103	4	13				3			5						14%	0%		95%	10/06/2011	
Syria	NPL Syria, RRL Tunisia	82	2		2	70	8								1						2%	99%	100%	0%	13/06/2011	
Tunisia	RRL Tunisia	29				25	3	1													0%	100%		100%	10/06/2011	
U.A.E	NPL Oman	12				10	2														0%	100%		100%	12/06/2011	
Yemen	NPL Oman	72	2		15	55				1					1						23%	100%	100%	18%	12/06/2011	
Total EMR 2011		4726	229	17	631	3440	364	48	50	75	1	41	2		92		2		29		13%	93%	99%	97%		
Total EMR 2010		11133	549	35	2050	8496		2	130	205		110	6	31	189			4	20	1	16%	94%	98%	97%		

* Specimens from all sources including non-AFP cases, excluding environmental samples

** This indicator reflects surveillance and laboratory activities

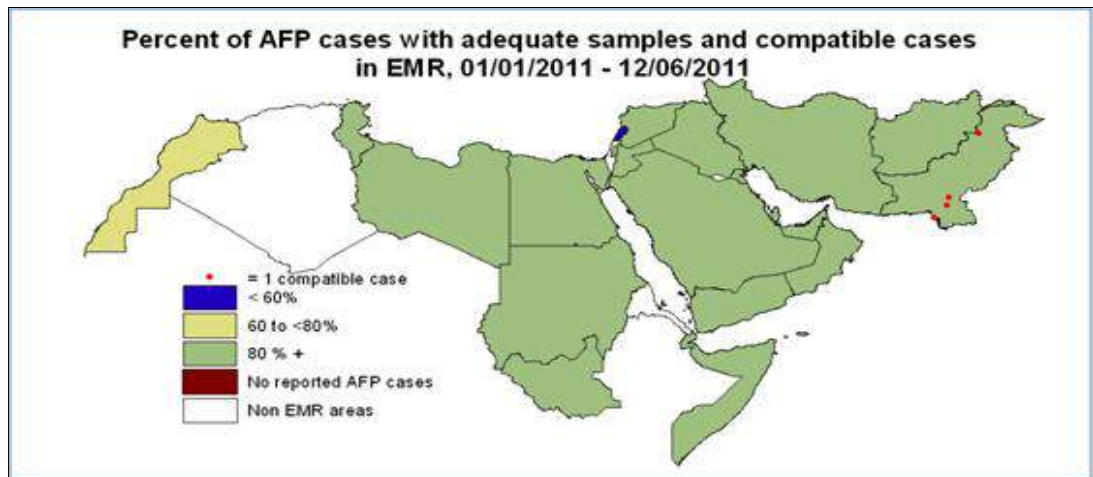
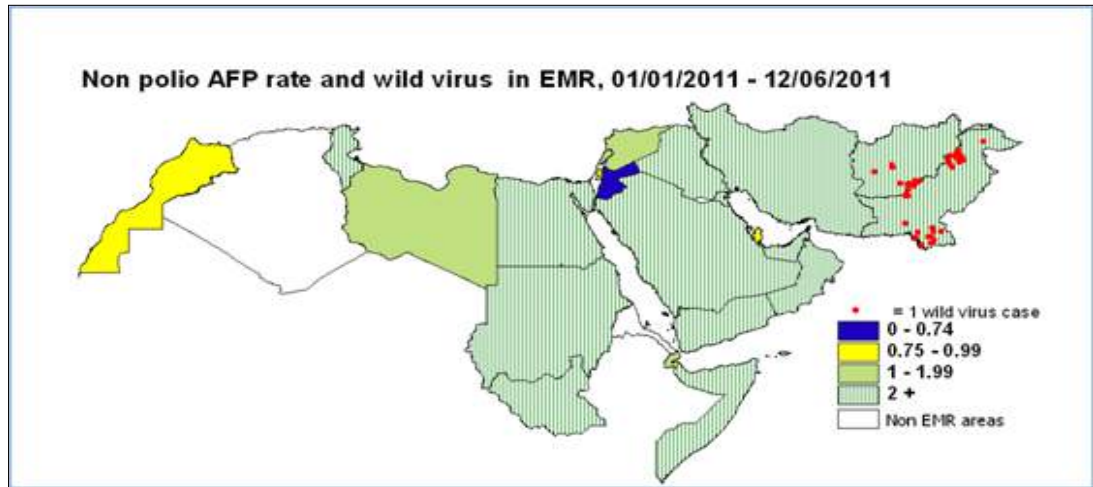
*** Environmental surveillance initiated in Egypt in September 2000 showed the following:

Year	2000	2001	2002	2003	2004	2005	2006	2007	2008	2009	2010	2011	Grand Total
Negative	52	55	136	299	469	499	492	458	444	481	415	172	3972
Pending												25	25
Wild	2	75	26	12	13	2			2		1		133
Grand Total	54	130	162	311	482	501	492	458	446	481	416	197	4130

In 2008, out of 446 samples, 2 positive for wild virus in Giza governorate (Al Haram Site) genomic sequence data indicate importation from Ethiopia / South Sudan & Cairo governorate (Al Haggana 2) genomic sequence data indicate nearest importation from India. In 2011, 1 positive sample for wild virus in Aswan governorate (Aswan City) genomic sequence data indicate nearest importation from Sudan.

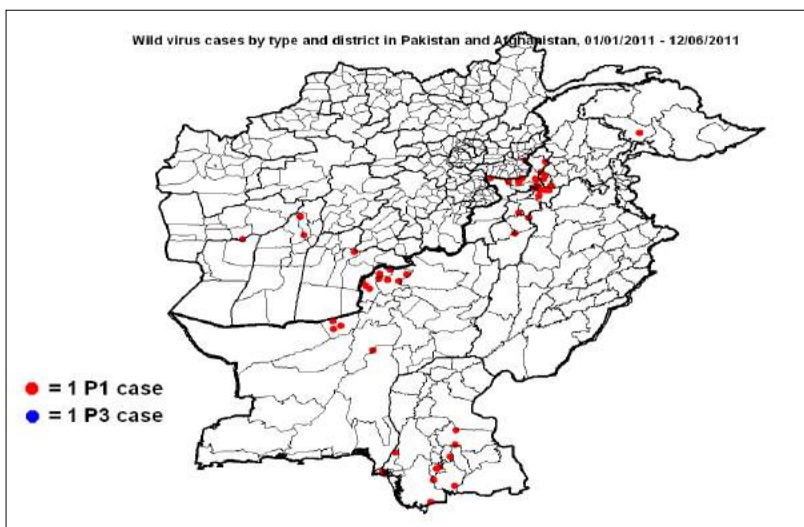
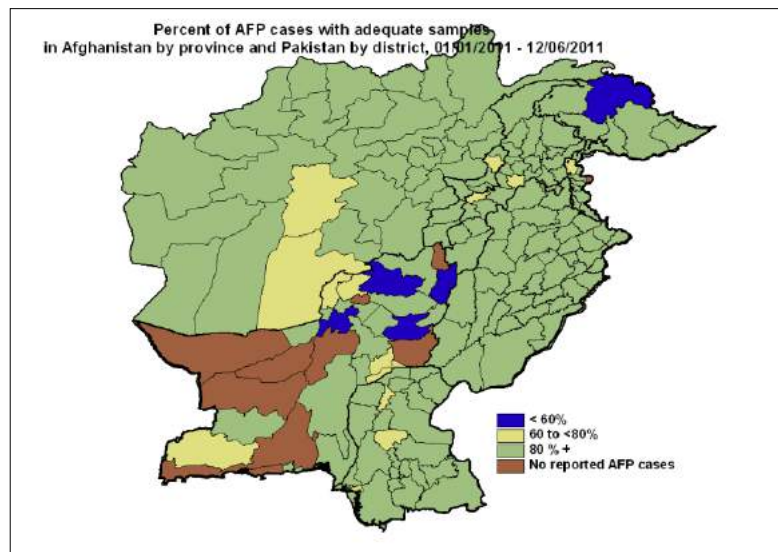
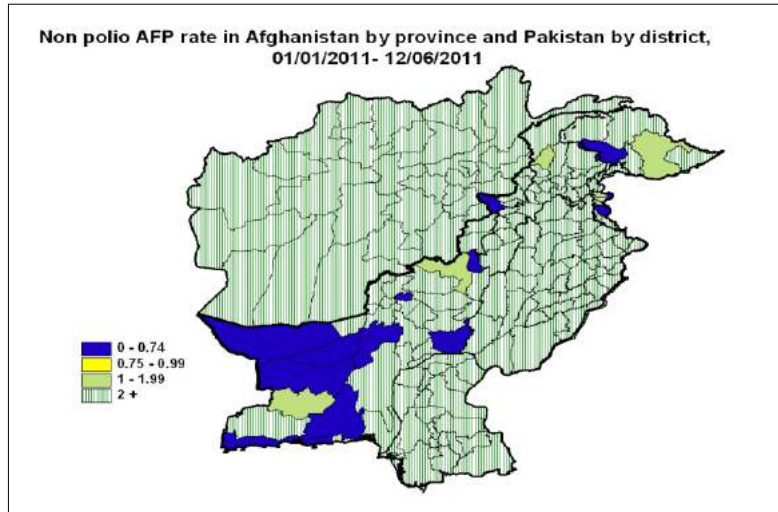
****Environmental surveillance initiated in Pakistan in August 2009 showed the following:

Year	2009 Total				2010				2011 Total				2011 Total										
	KH.BALDIA TOWN	KH.GADAPT TOWN	KH.GULSHAN-E-QBAL TOWN	LAHORE	KH.BALDIA TOWN	KH.GADAPT TOWN	KH.GULSHAN-E-QBAL TOWN	LAHORE	PESHAWAR	RAWAL PINDI	QUETTA	MILTAN		KH.BALDIA TOWN	KH.GADAPT TOWN	KH.GULSHAN-E-QBAL TOWN	LAHORE	PESHAWAR	RAWAL PINDI	QUETTA	MILTAN		
Negative	9	3	5	10	27	10	11	12	27	2	2	4	9	77	3	4	8	12	1	1	1	8	38
Pending																							8
Wild	1	8	7	2	18	6	20	12	6	12	5	9	9	79	2	10	2	3	8	3	8	6	42
Grand Total	10	11	12	12	45	16	31	24	33	14	7	13	18	156	5	15	11	16	10	5	10	16	88



Wild polio cases by country and date of onset of paralysis in EMR, 2011

Year	COUNTRY	P1			Total Count	First Case	Last Case
		Count	First Case	Last Case			
2011	AFG	4	11/01/2011	09/05/2011	4	11/01/2011	09/05/2011
	PAK	49	03/01/2011	23/05/2011	49	03/01/2011	23/05/2011
2011 Total		53	03/01/2011	23/05/2011	53	03/01/2011	23/05/2011



* District RY Khan, Punjab Province, was identified as an infected district by isolating wild type P1 virus from a healthy child with date of stool collection 08/01/2011
* District Nsirabad, Balochistan Province, was identified as an infected district by isolating wild type P1 virus from a healthy child with date of stool collection 26/01/2011



Wild Polio cases by district and date of onset of paralysis, Afghanistan 2011

		P1		
PROVINCE	DISTRICT	Count	First case	Last case
FARAH	BAKWA	1	26/04/2011	26/04/2011
KANDAHAR	DAMAN	1	11/01/2011	11/01/2011
HILMAND	MUSA QALA	2	08/05/2011	09/05/2011
Grand Total		4	11/01/2011	09/05/2011

Wild Polio cases by district and date of onset of paralysis, Pakistan 2011

		P1		
PROVINCE	DISTRICT	Count	First case	Last case
BALOCHISTAN	PISHIN	4	19/02/2011	19/05/2011
	KABDULAH	5	02/03/2011	23/05/2011
	NOSHKI	3	01/04/2011	28/04/2011
	KHUZDAR	1	03/05/2011	03/05/2011
SINDH	THATTA	1	10/04/2011	10/04/2011
	BADIN	2	22/02/2011	15/03/2011
	TMKHAN	2	18/02/2011	04/03/2011
	T.ALLAHYAR	1	21/01/2011	21/01/2011
	SANGHAR	2	20/01/2011	19/04/2011
	KHIGADAP	1	05/04/2011	05/04/2011
	KHIORANGI	1	29/03/2011	29/03/2011
	KHISADDAR	1	05/04/2011	05/04/2011
	KHISITE	1	07/05/2011	07/05/2011
GILGIT BALTISTAN	DIAMIR	1	18/05/2011	18/05/2011
KHYBER PAKHTOON	MANSEHRA	1	06/04/2011	06/04/2011
	PESHAWAR	3	16/01/2011	13/05/2011
	KOHAT	3	28/01/2011	20/04/2011
	BANNU	1	21/05/2011	21/05/2011
	LAKKIMRWT	2	09/03/2011	13/03/2011
FATA	KHYBER	8	15/01/2011	02/05/2011
	MOHMAND	3	03/01/2011	18/04/2011
	KURRAM	1	06/03/2011	06/03/2011
	ORAKZAI	1	06/05/2011	06/05/2011
Grand Total		49	03/01/2011	23/05/2011

Sanghar P1 case (SD/32/11/005) was identified as wild by a positive contact with date of stool collection 26/01/2011
 Peshawar P1 case (NW/30/11/025) was identified as wild by a positive contact with date of stool collection 10/03/2011
 Mansehra P1 case (NW/14/11/014) was identified as wild by a positive contact with date of stool collection 21/04/2011