



Table 1: Acute Flaccid Paralysis (AFP) cases by week of onset

Country	Reported AFP cases by week of onset - Week (22/11)/ Ending on : (05/06/11)														
	Total AFP 2009	Total AFP 2010	Total AFP to date, 2011	W 11 20 Mar 11	W 12 27 Mar 11	W 13 03 Apr 11	W 14 10 Apr 11	W 15 17 Apr 11	W 16 24 Apr 11	W 17 01 May 11	W 18 08 May 11	W 19 15 May 11	W 20 22 May 11	W 21 29 May 11	W 22 05 Jun 11
Afghanistan	1477	1572	719	34	25	39	42	48	28	31	33	28	42	28	6
Bahrain	7	10	2	0	0	0	0	1	0	0	0	0	0	0	0
Djibouti	6	3	2	0	0	0	0	0	0	0	0	0	0		
Egypt	1126	1151	472	16	29	28	24	25	18	18	39	26	22	24	6
Iran	548	622	232	9	9	11	9	7	9	13	14	8	15	2	
Iraq	412	489	228	12	12	14	18	10	13	14	13	11	6	2	
Jordan ****	31	40	8	0	0	1	0	0	0	0	1	0	0	1	
Kuwait	25	24	14	0	1	1	1	1	1	0	1	1	2	1	0
Lebanon ****	8	19	7	1	0	1	0	0	0	2	0	0			
Libya	44	46	15	1	0	0	0	5	2	1	0				
Morocco	115	100	35	1	1	4	1	0	1	0	2	1	1	2	
Oman	19	33	22	0	3	1	1	0	0	1	0	0	0	1	0
Pakistan	5163	5392	2004	89	95	97	113	85	136	116	119	86	74	24	
Palestine ****	18	15	7	0	0	0	0	0	2	0	0	0	0	0	0
Qatar	4	5	1	0	0	0	0	0	0	0	0	0	0	0	0
Saudi Arabia	195	239	100	6	7	5	4	3	3	5	2	1	7	5	1
Somalia	162	164	82	7	3	2	2	3	5	5	1	3	4	2	
Sudan	425	408	143	10	6	11	6	10	6	7	10	4	4	2	0
South Sudan	199	310	138	9	12	11	5	6	9	7	11	3	2	1	
Syria ****	203	194	84	6	4	2	2	1	0	3	1	6	3	2	
Tunisia	40	57	24	2	1	3	2	0	1	0	1	2	0	0	
U.A.E	17	18	12	1	0	1	0	1	0	0	0	2	0	0	0
Yemen	366	426	139	2	8	6	3	6	7	5	3				
<b>Total EMR</b>	<b>10610</b>	<b>11337</b>	<b>4490</b>	<b>206</b>	<b>216</b>	<b>238</b>	<b>233</b>	<b>212</b>	<b>241</b>	<b>228</b>	<b>251</b>	<b>182</b>	<b>182</b>	<b>97</b>	<b>13</b>

No data = No report received

Table 2: Confirmed polio cases by month of onset

Country	Total year 2009	Total year 2010	05/06		Confirmed polio cases by month of onset											
			2010	2011	July 2010	August 2010	September 2010	October 2010	November 2010	December 2010	January 2011	February 2011	March 2011	April 2011	May 2011	June 2011
Afghanistan	38	25	12	4	1	5	1	2	3	1	1	0	0	1	2	
Bahrain	0	0	0	0	0	0	0	0	0	0	0	0	0	0	0	
Djibouti	0	0	0	0	0	0	0	0	0	0	0	0	0	0		
Egypt	0	0	0	0	0	0	0	0	0	0	0	0				
Iran	0	0	0	0	0	0	0	0	0	0	0	0	0	0		
Iraq	0	0	0	0	0	0	0	0	0	0	0	0	0	0		
Jordan ****	0	0	0	0	0	0	0	0	0	0	0	0	0	0		
Kuwait	0	0	0	0	0	0	0	0	0	0	0	0	0	0		
Lebanon ****	0	0	0	0	0	0	0	0	0	0	0	0	0			
Libya	0	0	0	0	0	0	0	0	0	0	0	0				
Morocco	0	0	0	0	0	0	0	0	0	0	0	0				
Oman	0	0	0	0	0	0	0	0	0	0	0	0	0	0		
Pakistan	89	144	26	49	6	15	41	29	15	7	8	8	11	12	10	
Palestine ****	0	0	0	0	0	0	0	0	0	0	0	0	0	0	0	
Qatar	0	0	0	0	0	0	0	0	0	0	0	0	0	0	0	
Saudi Arabia	0	0	0	0	0	0	0	0	0	0	0	0				
Somalia	0	0	0	0	0	0	0	0	0	0	0	0				
Sudan	5	0	0	0	0	0	0	0	0	0	0	0	0	0		
South Sudan	40	0	0	0	0	0	0	0	0	0	0	0				
Syria ****	0	0	0	0	0	0	0	0	0	0	0	0				
Tunisia	0	0	0	0	0	0	0	0	0	0	0	0	0	0		
U.A.E	0	0	0	0	0	0	0	0	0	0	0	0	0	0		
Yemen	0	0	0	0	0	0	0	0	0	0	0					
<b>Total EMR</b>	<b>172</b>	<b>169</b>	<b>38</b>	<b>53</b>	<b>7</b>	<b>20</b>	<b>42</b>	<b>31</b>	<b>18</b>	<b>8</b>	<b>9</b>	<b>8</b>	<b>11</b>	<b>13</b>	<b>12</b>	<b>0</b>

\*\*\*\* UNRWA cases are included with those of country of residence



Table 3: Investigation of AFP cases with paralysis onset in 2010 & 2011 (up to week 22 ending 05 June 2011)

COUNTRY	2010												2011												Latest line List Date						
	AFP									Specimen			Wild isolates			AFP										Specimen			Wild isolates		
	Total AFP cases onset 2010	Case classification					Non polio AFP rate **	AFP cases pending classification > 90 days from onset of paralysis	AFP cases pending classification and lab > 90 days from onset of paralysis	% with *** adequate specimens	Wild P1 Poliovirus	Wild P3 Poliovirus	Total AFP cases onset 2011	Case classification					Annualized Non polio AFP rate **	AFP cases pending classification > 90 days from onset of paralysis	AFP cases pending classification and lab > 90 days from onset of paralysis	% with *** adequate specimens	Wild P1 Poliovirus	Wild P3 Poliovirus							
		Total Confirmed Polio Cases *	Polio Compatible	Pending Classification	Discarded (non polio AFP)	VDPV								Total Confirmed Polio Cases *	Polio Compatible	Pending Classification	Discarded (non polio AFP)	VDPV													
Afghanistan	1572	25	5	0	1537	5	9.08	0	0	92.62	17	8	719	4	0	129	585	2	9.61	6	3	94.44	4	0	05/06/2011						
Bahrain	10	0	0	0	10	0	4.87	0	0	80.00	0	0	2	0	0	1	1	0	2.28	0	0	100.00	0	0	05/06/2011						
Djibouti	3	0	0	0	3	0	1.23	0	0	33.33	0	0	2	0	0	2	0	0	1.63	2	1	100.00	0	0	22/05/2011						
Egypt	1151	0	0	0	1151	0	3.73	0	0	94.87	0	0	472	0	0	105	367	0	3.59	0	0	91.10	0	0	02/06/2011						
Iran	622	0	0	0	622	0	3.51	0	0	90.68	0	0	232	0	0	34	198	0	3.06	1	1	83.62	0	0	29/05/2011						
Iraq	489	0	0	0	489	1	3.39	0	0	86.91	0	0	228	0	0	25	203	0	3.7	1	0	89.91	0	0	02/06/2011						
Jordan	40	0	0	0	40	0	1.76	0	0	95.00	0	0	8	0	0	4	4	0	0.7	1	0	100.00	0	0	02/06/2011						
Kuwait	24	0	0	0	24	0	3.33	0	0	100.00	0	0	14	0	0	4	10	0	4.4	0	0	85.71	0	0	05/06/2011						
Lebanon	19	0	0	0	19	0	1.72	0	0	47.37	0	0	7	0	0	5	2	0	1.48	1	0	57.14	0	0	21/05/2011						
Libya	46	0	0	0	46	0	2.25	0	0	100.00	0	0	15	0	0	9	6	0	1.72	0	0	86.67	0	0	12/05/2011						
Morocco	100	0	0	0	100	0	1.01	0	0	78.00	0	0	35	0	0	10	25	0	0.82	1	0	77.14	0	0	03/06/2011						
Oman	33	0	0	0	33	0	4.28	0	0	87.88	0	0	22	0	0	1	21	0	6.67	0	0	100.00	0	0	05/06/2011						
Pakistan	5392	144	24	0	5224	0	6.34	0	0	88.41	120	24	2004	49	1	254	1700	0	5.53	31	7	91.07	49	0	04/06/2011						
Palestine	15	0	0	0	15	0	0.94	0	0	100.00	0	0	7	0	0	0	7	0	1.02	0	0	100.00	0	0	05/06/2011						
Qatar	5	0	0	0	5	0	2.14	0	0	80.00	0	0	1	0	0	1	0	0	1	1	1	100.00	0	0	05/06/2011						
Saudi Arabia	239	0	0	0	239	0	2.83	0	0	96.65	0	0	100	0	0	34	66	0	2.72	0	0	97.00	0	0	04/06/2011						
Somalia	164	0	0	0	160	4	3.38	0	0	99.39	0	0	82	0	0	12	66	4	3.83	1	0	98.78	0	0	03/06/2011						
Sudan	408	0	0	0	408	0	2.80	0	0	97.30	0	0	143	0	0	12	131	0	2.25	0	0	97.90	0	0	05/06/2011						
South Sudan	310	0	2	0	308	0	4.06	0	0	92.90	0	0	138	0	0	24	113	1	4.23	5	0	92.03	0	0	03/06/2011						
Syria	194	0	0	0	193	1	2.02	0	0	95.36	0	0	84	0	0	10	74	0	1.99	0	0	91.67	0	0	01/06/2011						
Tunisia	57	0	0	0	57	0	2.18	0	0	92.98	0	0	24	0	0	3	21	0	2.21	0	0	95.83	0	0	04/06/2011						
U.A.E	18	0	0	0	18	0	1.78	0	0	100.00	0	0	12	0	0	2	10	0	2.78	0	0	100.00	0	0	05/06/2011						
Yemen	426	0	0	0	426	0	3.86	0	0	96.48	0	0	139	0	0	67	72	0	2.95	18	18	94.96	0	0	14/05/2011						
EMR	11337	169	31	0	11127	11	4.63	0	0	90.87	137	32	4490	53	1	748	3682	7	4.28	69	31	91.76	53	0							
2009	10610	172	29	0	10401	8	4.40	0	0	91.06	122	52																			

\* Confirmed polio cases refer to wild isolation from AFP cases or from contacts of negative index AFP cases

\*\* Non-polio AFP per 100,000 children <15 years

\*\*\* Adequate here refers to two stool specimens collected at least 24 hours apart, within 14 days of paralysis onset

\*\*\*\* AFP cases co infected with P1 and P3 are counted separately as wild isolates



**Table 4: Investigation of contacts of AFP cases with paralysis onset in 2011 (up to week 22 ending 05/06/ 2011)**

Country	No. of AFP cases	No. of eligible AFP cases for contact sampling*	% of eligible AFP cases with contact samplings	% of eligible AFP cases with 3+ contacts	Total number of Contacts**	% of contacts under 5 years	% of contacts with specimens collected within 7 days of notification of index	% Contact specimens in lab within 3 days of collection	% Contact specimens positive for NPEV	% Contact specimens positive for Sabin like virus	No. of contacts positive for wild virus	% of wild polio virus isolation from contacts	No. of Contacts positive for VDPVs	No. of -ve index AFP cases identified positive by contact	No. of district identified infected from contacts
Afghanistan	719	40	82.5	82.5	243	96.3	79.0	32.7	18.7	5.6	0	0.0		0	0
Bahrain	2	0			0						0			0	0
Djibouti	2	0			0						0			0	0
Egypt	472	49	61.2	61.2	186	77.4	72.6	93.8	8.9	1.4	0	0.0		0	0
Iran	232	38	0.0	0.0	0						0			0	0
Iraq	228	23	69.6	60.9	67	80.6	38.8	76.3	8.5	0.0	0	0.0		0	0
Jordan	8	0			0						0			0	0
Kuwait	14	2	50.0	50.0	22	63.6	68.2	100.0	4.5	0.0	0	0.0		0	0
Lebanon	7	3	0.0	0.0	0						0			0	0
Libya	15	2	0.0	0.0	0						0			0	0
Morocco	35	8	37.5	25.0	12	25.0	16.7	58.3	0.0	0.0	0	0.0		0	0
Oman	22	0			22	95.5	77.3	100.0	22.7	9.1	0	0.0		0	0
Pakistan	2004	179	86.6	86.0	555	92.8	64.9	78.6	22.6	6.0	5	1.0		3	2
Palestine	7	0			0						0			0	0
Qatar	1	0			0						0			0	0
Saudi Arabia	100	3	66.7	66.7	10	90.0	0.0	60.0	0.0	0.0	0	0.0		0	0
Somalia	82	1	100.0	100.0	242	89.3	97.5	12.9	8.0	7.0	0	0.0	7	0	0
Sudan	143	3	100.0	100.0	79	77.2	77.2	37.5	1.8	7.1	0	0.0		0	0
South Sudan	138	11	90.9	81.8	375	84.5	89.1	1.3	11.3	3.1	0	0.0	1	0	0
Syria	84	7	71.4	57.1	24	83.3	50.0	79.2	0.0	0.0	0	0.0		0	0
Tunisia	24	1	0.0	0.0	15	40.0	66.7	100.0	0.0	0.0	0	0.0		0	0
U.A.E.	12	0			0						0			0	0
Yemen	139	7	85.7	85.7	39	71.8	61.5	0.0	0.0	0.0	0	0.0		0	0
<b>Grand Total 2011</b>	<b>4490</b>	<b>377</b>	<b>70.3</b>	<b>68.7</b>	<b>1891</b>	<b>86.8</b>	<b>75.3</b>	<b>48.9</b>	<b>14.4</b>	<b>4.6</b>	<b>5</b>	<b>0.3</b>	<b>8</b>	<b>3</b>	<b>2</b>
<b>Grand Total 2010</b>	<b>11337</b>	<b>1061</b>	<b>80.0</b>	<b>75.5</b>	<b>5094</b>	<b>83.1</b>	<b>71.9</b>	<b>53.5</b>	<b>18.8</b>	<b>3.3</b>	<b>13</b>	<b>0.3</b>	<b>7</b>	<b>8</b>	<b>4</b>

\* Eligible refers to AFP cases with inadequate stool specimens

\*\* Total number of contacts from eligible AFP cases and from other AFP cases as per with country criteria for contact sampling

Last wild contacts in EMRO, 01/01/2011-05/06/2011

Year	Country	Data	Date of Most Recent stool collection
2011	Pakistan	Count of wild contacts: 5	21/04/2011
<b>Grand Total</b>		<b>5</b>	<b>21/04/2011</b>



**Table 5: Laboratory investigation of AFP cases with paralysis onset in 2011 (up to week 22 ending 05 June 2011)**

Country	Polio laboratories  Sequencing performed by CDC and RIVM laboratories	AFP cases with specimens	Preliminary virus isolation results of AFP cases						Poliovirus intratypic differentiation results #									Indicators				Latest report Date							
			Referred for ITD		NPEV only	Negative	Pending		Type 1			Type 2			Type 3			Discordant pending sequence	NPEV by PCR	Non-EV	Pending ITD		% specimens positive for NPEV*	% AFP cases with culture results within 14 days	% AFP cases with ITD results within 7 days	% AFP cases with ITD results within 45 days of onset**			
			L20B+	L20B+/NPEV			received <= 14 days	received > 14 days ago	Wild	Sabin	VDPV	Wild	Sabin	VDPV	Wild	Sabin	VDPV												
Afghanistan	RRL Pakistan	680	33		105	495	47		4	17				3	1		12						2		15%	100%	100%	98%	04/06/2011
Bahrain	PNL Oman	2			1	1																			50%	100%		100%	05/06/2011
Djibouti	NPL Kenya	2			1			1																	100%			100%	22/05/2011
Egypt***	RRL Egypt	458	8	1	26	390	33			3	1		1			3			1			1			6%	92%	100%	99%	05/06/2011
Iran	NPL Iran	238	9		1	213	15						2			2			1			4			0%	100%	100%	99%	04/06/2011
Iraq	NPL Iraq, RRL Egypt	226	7		41	167	10	4		1			2			1									19%	100%	100%	75%	02/06/2011
Jordan	NPL Jordan, RRL Tunisia	9				7	2																		13%	86%			05/06/2011
Kuwait	RRL Kuwait	14				11	1	2																	2%	82%		100%	30/05/2011
Lebanon	RRL Egypt	4				4																			0%	100%			05/06/2011
Libya	RRL Tunisia	17	1			10		6		1															0%	82%	100%	91%	20/05/2011
Morocco	NPL Morocco, RRL Tunisia	32			1	24	3	4																	6%	100%			03/06/2011
Oman	NPL Oman	22			4	18																			12%	95%		100%	05/06/2011
Pakistan	RRL Pakistan	2127	137	16	340	1448	187		46	50			23			59						21			16%	100%	99%	98%	04/06/2011
Palestine & UNRWA		7			1	6																			14%	0%		86%	05/06/2011
Qatar	NPL Oman	1				1																			0%	100%		100%	05/06/2011
Saudi Arabia	NPL Saudi Arabia, NPL Oman	87	1			81		5					1												0%	80%	100%	100%	29/05/2011
Somalia	NPL Kenya	82	10		9	52	4	7					5	1		4									13%	3%		100%	03/06/2011
Sudan	NPL Sudan, RRL Egypt	143	6		18	113	6									1									11%	77%	100%	100%	05/06/2011
South Sudan	NPL Kenya	138	7		17	98	3	14					2			5									14%	0%		95%	03/06/2011
Syria	NPL Syria, RRL Egypt	72	2		2	64		4								1									2%	99%	100%	0%	26/05/2011
Tunisia	RRL Tunisia	25				23		2																	0%	100%		100%	20/05/2011
U.A.E	NPL Oman	12				10		2																	0%	100%		100%	05/06/2011
Yemen	NPL Oman	72	2		15	55				1						1									23%	100%	100%	18%	05/06/2011
Total EMR 2011		4470	223	17	582	3291	313	49	50	73	1		39	2		89			2			28			13%	93%	99%	97%	
Total EMR 2010		11132	549	35	2049	8496		2	130	205			110	6	31	189						4	20	1	16%	94%	98%	97%	

\* Specimens from all sources including non-AFP cases, excluding environmental samples

\*\* This indicator reflects surveillance and laboratory activities

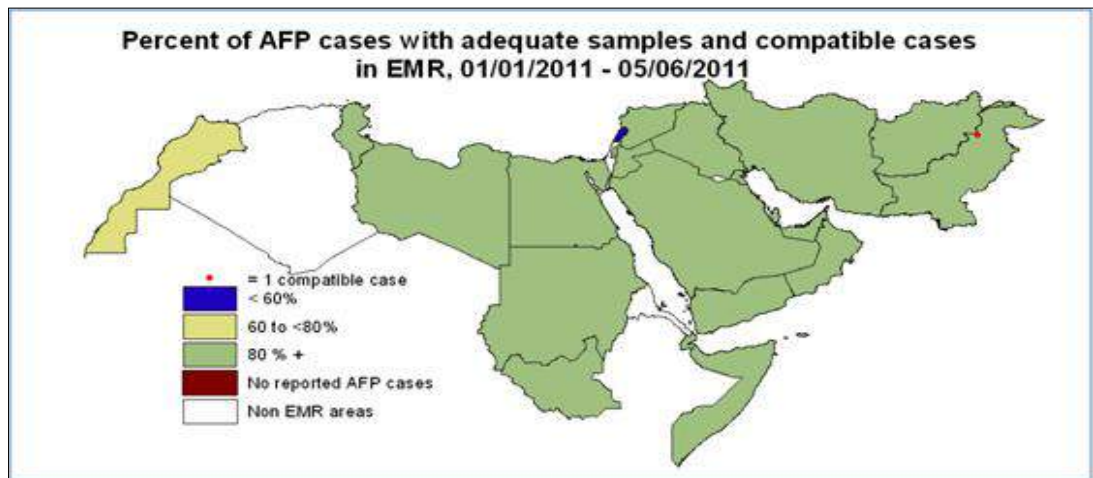
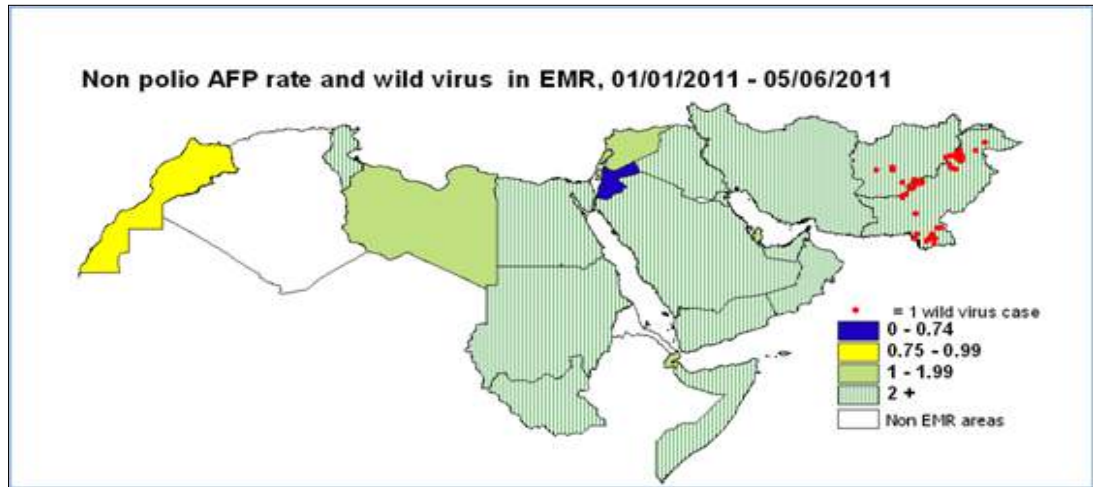
\*\*\* Environmental surveillance initiated in Egypt in September 2000 showed the following:

Year	2000	2001	2002	2003	2004	2005	2006	2007	2008	2009	2010	2011	Grand Total
Negative	52	55	136	299	469	499	492	458	444	481	415	171	3971
Pending												17	17
<b>Wild</b>	<b>2</b>	<b>75</b>	<b>26</b>	<b>12</b>	<b>13</b>	<b>2</b>			<b>2</b>		<b>1</b>		<b>133</b>
Grand Total	54	130	162	311	482	501	492	458	446	481	416	188	4121

In 2008, out of 446 samples, 2 positive for wild virus in Giza governorate (Al Haram Site) genomic sequence data indicate importation from Ethiopia / South Sudan & Cairo governorate (Al Haggana 2) genomic sequence data indicate nearest importation from India. In 2011, 1 positive sample for wild virus in Aswan governorate (Aswan City) genomic sequence data indicate nearest importation from Sudan.

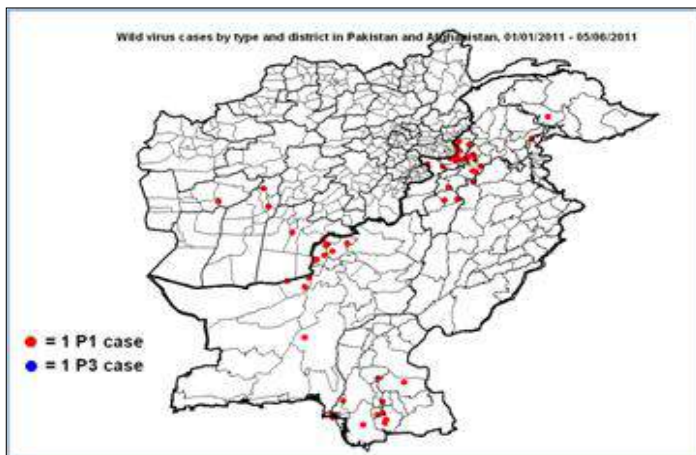
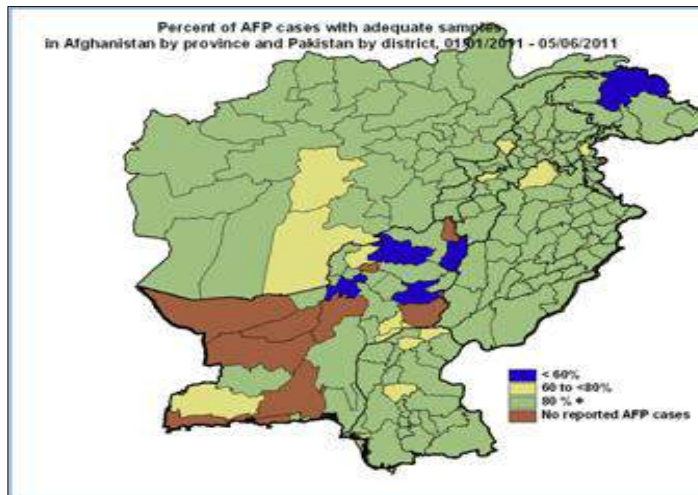
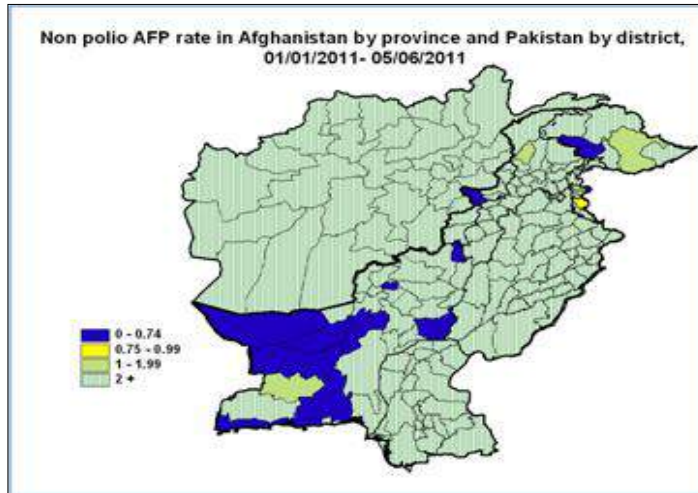
\*\*\*\*Environmental surveillance initiated in Pakistan in August 2009 showed the following:

Year	2009 Total					2010 Total							2011 Total										
	KHIBALDIA TOWN	KHIGADAP TOWN	KHIGUSHAN-E-GOBAL TOWN	LAHORE	LAHORE	KHIBALDIA TOWN	KHIGADAP TOWN	KHIGUSHAN-E-GOBAL TOWN	LAHORE	PESHAWAR	RAWALPINDI	QUETTA	MILTAN	KHIBALDIA TOWN	KHIGADAP TOWN	KHIGUSHAN-E-GOBAL TOWN	LAHORE	PESHAWAR	RAWALPINDI	QUETTA	MILTAN		
Status																							
Negative	9	3	5	10	27	10	11	12	27	2	2	4	9	77	2	4	8	11	1	1	1	8	36
Pending															1	1	1	1	1	1	1	1	7
<b>Wild</b>	<b>1</b>	<b>8</b>	<b>7</b>	<b>2</b>	<b>18</b>	<b>6</b>	<b>20</b>	<b>12</b>	<b>6</b>	<b>12</b>	<b>5</b>	<b>9</b>	<b>9</b>	<b>79</b>	<b>2</b>	<b>10</b>	<b>2</b>	<b>3</b>	<b>8</b>	<b>3</b>	<b>8</b>	<b>6</b>	<b>42</b>
Grand Total	10	11	12	12	45	16	31	24	33	14	7	13	18	156	5	15	10	15	10	5	10	15	85



**Wild polio cases by country and date of onset of paralysis in EMR, 2011**

Year	COUNTRY	P1			Total Count	First Case	Last Case
		Count	First Case	Last Case			
2011	AFG	4	11/01/2011	09/05/2011	4	11/01/2011	09/05/2011
	PAK	49	03/01/2011	23/05/2011	49	03/01/2011	23/05/2011
2011 Total		53	03/01/2011	23/05/2011	53	03/01/2011	23/05/2011



\* District RY Khan, Punjab Province, was identified as an infected district by isolating wild type P1 virus from a healthy child with date of stool collection 08/01/2011  
\* District Nsirabad, Balochistan Province, was identified as an infected district by isolating wild type P1 virus from a healthy child with date of stool collection 26/01/2011



**Wild Polio cases by district and date of onset of paralysis, Afghanistan 2011**

		P1		
PROVINCE	DISTRICT	Count	First case	Last case
FARAH	BAKWA	1	26/04/2011	26/04/2011
KANDAHAR	DAMAN	1	11/01/2011	11/01/2011
HILMAND	MUSA QALA	2	08/05/2011	09/05/2011
Grand Total		4	11/01/2011	09/05/2011

**Wild Polio cases by district and date of onset of paralysis, Pakistan 2011**

		P1		
PROVINCE	DISTRICT	Count	First case	Last case
BALOCHISTAN	PISHIN	4	19/02/2011	19/05/2011
	KABDULAH	5	02/03/2011	23/05/2011
	NOSHKI	3	01/04/2011	28/04/2011
	KHUZDAR	1	03/05/2011	03/05/2011
SINDH	THATTA	1	10/04/2011	10/04/2011
	BADIN	2	22/02/2011	15/03/2011
	TMKHAN	2	18/02/2011	04/03/2011
	T.ALLAHYAR	1	21/01/2011	21/01/2011
	SANGHAR	2	20/01/2011	19/04/2011
	KHIGADAP	1	05/04/2011	05/04/2011
	KHIORANGI	1	29/03/2011	29/03/2011
	KHISADDAR	1	05/04/2011	05/04/2011
	KHISITE	1	07/05/2011	07/05/2011
GILGIT BALTISTAN	DIAMIR	1	18/05/2011	18/05/2011
KHYBER PAKHTOON	MANSEHRA	1	06/04/2011	06/04/2011
	PESHAWAR	3	16/01/2011	13/05/2011
	KOHAT	3	28/01/2011	20/04/2011
	BANNU	1	21/05/2011	21/05/2011
	LAKKIMRWT	2	09/03/2011	13/03/2011
FATA	KHYBER	8	15/01/2011	02/05/2011
	MOHMAND	3	03/01/2011	18/04/2011
	KURRAM	1	06/03/2011	06/03/2011
	ORAKZAI	1	06/05/2011	06/05/2011
Grand Total		49	03/01/2011	23/05/2011

Sanghar P1 case (SD/32/11/005) was identified as wild by a positive contact with date of stool collection 26/01/2011  
 Peshawar P1 case (NW/30/11/025) was identified as wild by a positive contact with date of stool collection 10/03/2011  
 Mansehra P1 case (NW/14/11/014) was identified as wild by a positive contact with date of stool collection 21/04/2011