



Table 1: Acute Flaccid Paralysis (AFP) cases by week of onset

Country	Reported AFP cases by week of onset - Week (20/11)/ Ending on : (22/05/11)														
	Total AFP 2009	Total AFP 2010	Total AFP to date, 2011	W 09 06 Mar 11	W 10 13 Mar 11	W 11 20 Mar 11	W 12 27 Mar 11	W 13 03 Apr 11	W 14 10 Apr 11	W 15 17 Apr 11	W 16 24 Apr 11	W 17 01 May 11	W 18 08 May 11	W 19 15 May 11	W 20 22 May 11
Afghanistan	1477	1572	638	35	42	34	25	39	42	48	28	28	32	20	8
Bahrain	7	10	2	0	0	0	0	0	0	1	0	0	0	0	
Djibouti	6	3	2	0	0	0	0	0	0	0	0	0	0	0	0
Egypt	1126	1151	422	16	17	16	29	28	24	25	18	18	38	26	3
Iran	548	622	213	10	19	8	9	11	9	7	9	13	14	5	1
Iraq	412	489	211	12	11	12	12	14	18	10	12	14	11	5	
Jordan ****	31	40	7	1	0	0	0	1	0	0	0	0	1	0	
Kuwait	25	24	11	0	1	0	1	1	1	1	1	0	1	0	1
Lebanon ****	8	19	7	0	1	1	0	1	0	0	0	2	0	0	
Libya	44	46	13	0	0	1	0	0	0	5	1	0	0		
Morocco	115	100	31	0	2	1	1	4	1	0	1	0	2	0	
Oman	19	33	20	1	0	0	3	1	1	0	0	0	0	0	0
Pakistan	5163	5391	1810	109	95	86	94	97	111	85	132	111	95	30	1
Palestine ****	18	15	7	1	0	0	0	0	0	0	2	0	0	0	
Qatar	4	5	1	0	0	0	0	0	0	0	0	0	0	0	
Saudi Arabia	195	239	88	3	0	6	7	5	4	3	3	5	2	1	1
Somalia	162	164	74	4	4	7	3	2	2	3	5	5	1	1	
Sudan	425	408	128	5	4	10	6	11	6	9	6	7	5	0	0
South Sudan	199	310	124	6	7	9	12	11	5	6	8	6	5	0	
Syria ****	203	194	71	4	5	6	4	2	2	1	0	2	0	0	
Tunisia	40	57	22	4	0	2	1	3	2	0	1	0	1	0	
U.A.E	17	18	10	2	0	1	0	1	0	1	0	0	0	0	0
Yemen	366	426	139	6	9	2	8	6	3	6	7	5	3		
Total EMR	10610	11336	4051	219	217	202	215	238	231	211	234	216	211	88	15

No data = No report received

Table 2: Confirmed polio cases by month of onset

Country	Total year 2009	Total year 2010	22/05		Confirmed polio cases by month of onset											
			2010	2011	June 2010	July 2010	August 2010	September 2010	October 2010	November 2010	December 2010	January 2011	February 2011	March 2011	April 2011	May 2011
Afghanistan	38	25	11	2	0	1	5	1	2	3	1	1	0	0	1	
Bahrain	0	0	0	0	0	0	0	0	0	0	0	0	0	0		
Djibouti	0	0	0	0	0	0	0	0	0	0	0	0		0	0	
Egypt	0	0	0	0	0	0	0	0	0	0	0	0				
Iran	0	0	0	0	0	0	0	0	0	0	0	0				
Iraq	0	0	0	0	0	0	0	0	0	0	0	0		0		
Jordan ****	0	0	0	0	0	0	0	0	0	0	0	0		0	0	
Kuwait	0	0	0	0	0	0	0	0	0	0	0	0		0	0	
Lebanon ****	0	0	0	0	0	0	0	0	0	0	0	0		0		
Libya	0	0	0	0	0	0	0	0	0	0	0	0				
Morocco	0	0	0	0	0	0	0	0	0	0	0	0		0		
Oman	0	0	0	0	0	0	0	0	0	0	0	0		0		
Pakistan	89	144	22	40	6	6	15	41	29	15	7	8	8	11	12	1
Palestine ****	0	0	0	0	0	0	0	0	0	0	0	0		0		
Qatar	0	0	0	0	0	0	0	0	0	0	0	0		0	0	
Saudi Arabia	0	0	0	0	0	0	0	0	0	0	0	0		0		
Somalia	0	0	0	0	0	0	0	0	0	0	0	0		0		
Sudan	5	0	0	0	0	0	0	0	0	0	0	0		0		
South Sudan	40	0	0	0	0	0	0	0	0	0	0	0		0		
Syria ****	0	0	0	0	0	0	0	0	0	0	0	0		0		
Tunisia	0	0	0	0	0	0	0	0	0	0	0	0		0	0	
U.A.E	0	0	0	0	0	0	0	0	0	0	0	0		0	0	
Yemen	0	0	0	0	0	0	0	0	0	0	0	0		0		
Total EMR	172	169	33	42	6	7	20	42	31	18	8	9	8	11	13	1

**** UNRWA cases are included with those of country of residence



World Health Organization – Regional Office for Eastern Mediterranean

AFP SURVEILLANCE

Week 20, ending 22 May 2011

23-May-11

Number 659

Table 3: Investigation of AFP cases with paralysis onset in 2010 & 2011 (up to week 20 ending 22 May 2011)

COUNTRY	2010												2011												Latest line List Date
	AFP									Specimen	Wild isolates		AFP									Specimen	Wild isolates		
	Total AFP cases onset 2010	Case classification					Non polio AFP rate **	AFP cases pending classification > 90 days from onset of paralysis	AFP cases pending classification and lab > 90 days from onset of paralysis	% with *** adequate specimens	Wild P1 Poliovirus	Wild P3 Poliovirus	Total AFP cases onset 2011	Case classification					Annualized Non polio AFP rate **	AFP cases pending classification > 90 days from onset of paralysis	AFP cases pending classification and lab > 90 days from onset of paralysis	% with *** adequate specimens	Wild P1 Poliovirus	Wild P3 Poliovirus	
		Total Confirmed Polio Cases *	Polio Compatible	Pending Classification	Discarded (non polio AFP)	VDPV								Total Confirmed Polio Cases *	Polio Compatible	Pending Classification	Discarded (non polio AFP)	VDPV							
Afghanistan	1572	25	5	0	1537	5	9.08	0	0	92.62	17	8	638	2	0	89	546	2	9.39	3	2	94.83	2	0	22/05/2011
Bahrain	10	0	0	0	10	0	4.87	0	0	80.00	0	0	2	0	0	1	1	0	2.5	0	0	100.00	0	0	16/05/2011
Djibouti	3	0	0	0	3	0	1.23	0	0	33.33	0	0	2	0	0	2	0	0	1.79	1	0	100.00	0	0	22/05/2011
Egypt	1151	0	0	0	1151	0	3.73	0	0	94.87	0	0	422	0	0	101	321	0	3.52	0	0	89.34	0	0	19/05/2011
Iran	622	0	0	0	622	0	3.51	0	0	90.68	0	0	213	0	1	40	172	0	3.08	2	1	83.10	0	0	22/05/2011
Iraq	489	0	0	0	489	1	3.39	0	0	86.91	0	0	211	0	0	38	173	0	3.77	1	0	89.57	0	0	20/05/2011
Jordan	40	0	0	0	40	0	1.76	0	0	95.00	0	0	7	0	0	3	4	0	0.66	0	0	100.00	0	0	19/05/2011
Kuwait	24	0	0	0	24	0	3.33	0	0	100.00	0	0	11	0	0	2	9	0	3.8	0	0	81.82	0	0	22/05/2011
Lebanon	19	0	0	0	19	0	1.72	0	0	47.37	0	0	7	0	0	5	2	0	1.63	1	0	57.14	0	0	21/05/2011
Libya	46	0	0	0	46	0	2.25	0	0	100.00	0	0	13	0	0	7	6	0	1.63	0	0	100.00	0	0	12/05/2011
Morocco	100	0	0	0	100	0	1.01	0	0	78.00	0	0	31	0	0	6	25	0	0.8	1	0	80.65	0	0	20/05/2011
Oman	33	0	0	0	33	0	4.28	0	0	87.88	0	0	20	0	0	1	19	0	6.67	0	0	100.00	0	0	22/05/2011
Pakistan	5391	144	23	0	5224	0	6.34	0	0	88.43	120	24	1810	40	1	252	1517	0	5.5	21	7	91.10	40	0	21/05/2011
Palestine	15	0	0	0	15	0	0.94	0	0	100.00	0	0	7	0	0	2	5	0	1.12	0	0	100.00	0	0	15/05/2011
Qatar	5	0	0	0	5	0	2.14	0	0	80.00	0	0	1	0	0	1	0	0	1.1	0	0	100.00	0	0	15/05/2011
Saudi Arabia	239	0	0	1	238	0	2.83	1	1	96.65	0	0	88	0	0	30	58	0	2.63	0	0	96.59	0	0	15/05/2011
Somalia	164	0	0	0	160	4	3.38	0	0	99.39	0	0	74	0	0	17	55	2	3.8	1	0	98.65	0	0	20/05/2011
Sudan	408	0	0	0	408	0	2.80	0	0	97.30	0	0	128	0	0	20	108	0	2.21	1	0	98.44	0	0	22/05/2011
South Sudan	310	0	2	0	308	0	4.06	0	0	92.90	0	0	124	0	0	31	93	0	4.17	5	0	91.94	0	0	20/05/2011
Syria	194	0	0	0	193	1	2.02	0	0	95.36	0	0	71	0	0	4	67	0	1.84	0	0	92.96	0	0	19/05/2011
Tunisia	57	0	0	0	57	0	2.18	0	0	92.98	0	0	22	0	0	1	21	0	2.22	0	0	95.45	0	0	18/05/2011
U.A.E	18	0	0	0	18	0	1.78	0	0	100.00	0	0	10	0	0	0	10	0	2.54	0	0	100.00	0	0	22/05/2011
Yemen	426	0	0	0	426	0	3.86	0	0	96.48	0	0	139	0	0	67	72	0	3.24	3	3	94.96	0	0	14/05/2011
EMR	11336	169	30	1	11126	11	4.62	1	1	90.88	137	32	4051	42	2	720	3284	4	4.24	40	13	91.68	42	0	
2009	10610	172	29	0	10401	8	4.40	0	0	91.06	122	52													

* Confirmed polio cases refer to wild isolation from AFP cases or from contacts of negative index AFP cases

** Non-polio AFP per 100,000 children <15 years

*** Adequate here refers to two stool specimens collected at least 24 hours apart, within 14 days of paralysis onset

**** AFP cases co infected with P1 and P3 are counted separately as wild isolates



Table 4: Investigation of contacts of AFP cases with paralysis onset in 2011 (up to week 20 ending 22/05/ 2011)

Country	No. of AFP cases	No. of eligible AFP cases for contact sampling*	% of eligible AFP cases with contact samplings	% of eligible AFP cases with 3+ contacts	Total number of Contacts**	% of contacts under 5 years	% of contacts with specimens collected within 7 days of notification of index	% Contact specimens in lab within 3 days of collection	% Contact specimens positive for NPEV	% Contact specimens positive for Sabin like virus	No. of contacts positive for wild virus	% of wild polio virus isolation from contacts	No. of Contacts positive for VDPVs	No. of -ve index AFP cases identified positive by contact	No. of district identified infected from contacts
Afghanistan	638	33	87.9	87.9	209	95.7	74.2	35.1	18.9	4.9	0	0.0		0	0
Bahrain	2	0			0						0			0	0
Djibouti	2	0			0						0			0	0
Egypt	422	50	50.0	50.0	159	76.7	69.8	92.6	7.4	1.6	0	0.0		0	0
Iran	213	36	0.0	0.0	0						0			0	0
Iraq	211	22	63.6	54.5	57	80.7	45.6	85.7	14.3	0.0	0	0.0		0	0
Jordan	7	0			0						0			0	0
Kuwait	11	2	100.0	100.0	19	57.9	63.2	100.0	6.3	0.0	0	0.0		0	0
Lebanon	7	3	0.0	0.0	0						0			0	0
Libya	13	0			0						0			0	0
Morocco	31	6	50.0	33.3	12	25.0	16.7	58.3	0.0	0.0	0	0.0		0	0
Oman	20	0			22	95.5	77.3	100.0	22.7	9.1	0	0.0		0	0
Pakistan	1810	161	85.1	84.5	477	92.9	67.9	77.7	22.5	5.2	5	1.1		3	2
Palestine	7	0			0						0			0	0
Qatar	1	0			0						0			0	0
Saudi Arabia	88	3	33.3	33.3	3	100.0	0.0	100.0	0.0	0.0	0	0.0		0	0
Somalia	74	1	100.0	100.0	218	89.0	97.2	10.5	9.3	7.6	0	0.0	3	0	0
Sudan	128	2	100.0	100.0	68	76.5	73.5	37.7	1.9	7.5	0	0.0		0	0
South Sudan	124	10	90.0	80.0	335	84.5	89.6	1.6	12.4	3.2	0	0.0		0	0
Syria	71	5	100.0	80.0	24	83.3	50.0	79.2	0.0	0.0	0	0.0		0	0
Tunisia	22	1	0.0	0.0	15	40.0	66.7	100.0	0.0	0.0	0	0.0		0	0
U.A.E.	10	0			0						0			0	0
Yemen	139	7	85.7	85.7	39	71.8	61.5	0.0	0.0	0.0	0	0.0		0	0
Grand Total 2011	4051	342	68.4	66.7	1657	86.4	75.7	49.7	15.0	4.5	5	0.4	3	3	2
Grand Total 2010	11336	1060	80.1	75.6	5091	83.1	72.0	53.5	18.8	3.3	13	0.3	7	8	4

* Eligible refers to AFP cases with inadequate stool specimens

** Total number of contacts from eligible AFP cases and from other AFP cases as per with country criteria for contact sampling

Last wild contacts in EMRO, 01/01/2011-22/05/2011

		Data	Date of Most Recent stool collection
Year	Country	Count of wild contacts	
2011	Pakistan	5	21/04/2011
Grand Total		5	21/04/2011



Table 5: Laboratory investigation of AFP cases with paralysis onset in 2011 (up to week 20 ending 22 May 2011)

Country	Polio laboratories Sequencing performed by CDC and RIVM laboratories	AFP cases with specimens	Preliminary virus isolation results of AFP cases						Poliovirus intratypic differentiation results #										Indicators				Latest report Date			
			Referred for ITD		NPEV only	Negative	Pending		Type 1			Type 2			Type 3			Discordant pending sequence	NPEV by PCR	Non-EV	Pending ITD	% specimens positive for NPEV*		% AFP cases with culture results within 14 days	% AFP cases with ITD results within 7 days	% AFP cases with ITD results within 45 days of onset**
			L20B+	L20B+/NPEV			received < / = 14 days	received > 14 days ago	Wild	Sabin	VDPV	Wild	Sabin	VDPV	Wild	Sabin	VDPV									
Afghanistan	RRL Pakistan	603	29		85	458	31		2	16		1	1		11				2		14%	100%	100%	99%	21/05/2011	
Bahrain	PNL Oman	2			1	1															50%	100%		100%	22/05/2011	
Djibouti	NPL Kenya	2			1		1														100%			100%	22/05/2011	
Egypt***	RRL Egypt	386	6		24	308	33	15		1					2		1		2		7%	86%	100%	99%	22/05/2011	
Iran	NPL Iran	214	6			195	13					2			2				2		0%	100%	100%	100%	22/05/2011	
Iraq	NPL Iraq, RRL Egypt	209	4		34	144	23	7		1		2			1						18%	100%	100%	75%	20/05/2011	
Jordan	NPL Jordan, RRL Tunisia	7				6	1														14%	83%			22/05/2011	
Kuwait	RRL Kuwait	13				10	2	1													2%	80%		100%	22/05/2011	
Lebanon	RRL Egypt	4				4															0%	100%			22/05/2011	
Libya	RRL Tunisia	17	1			10	6			1											0%	82%	100%	91%	20/05/2011	
Morocco	NPL Morocco, RRL Tunisia	29			1	22	2	4													6%	100%			20/05/2011	
Oman	NPL Oman	21			4	17															13%	95%		100%	22/05/2011	
Pakistan	RRL Pakistan	1867	113	15	287	1277	175		37	38		20			50		1		18		16%	100%	99%	98%	21/05/2011	
Palestine & UNRWA		7				5		2													0%	0%		80%	15/05/2011	
Qatar	NPL Oman	1				1															0%	100%		100%	22/05/2011	
Saudi Arabia	NPL Saudi Arabia, NPL Oman	86	1			76	2	7				1									0%	82%	100%	100%	21/05/2011	
Somalia	NPL Kenya	74	8		8	43	4	12				4	1		3						14%	3%		100%	20/05/2011	
Sudan	NPL Sudan, RRL Egypt	134	6		18	99	11								1						12%	75%	100%	100%	22/05/2011	
South Sudan	NPL Kenya	124	6		14	80		25				1			5						14%	0%		94%	20/05/2011	
Syria	NPL Syria, RRL Egypt	68	2		2	63		1							1						2%	99%	100%	0%	18/05/2011	
Tunisia	RRL Tunisia	25				23	2														0%	100%		100%	20/05/2011	
U.A.E	NPL Oman	10				10															0%	100%		100%	22/05/2011	
Yemen	NPL Oman	72	2		15	55				1					1						23%	100%	100%	18%	22/05/2011	
Total EMR 2011		3975	184	15	494	2907	305	75	39	58		31	2		77		2		22	2	13%	93%	99%	97%		
Total EMR 2010		11132	549	35	2049	8496		2	130	205		108	6	31	189		1		4	20	1	16%	94%	98%	97%	

* Specimens from all sources including non-AFP cases, excluding environmental samples

** This indicator reflects surveillance and laboratory activities

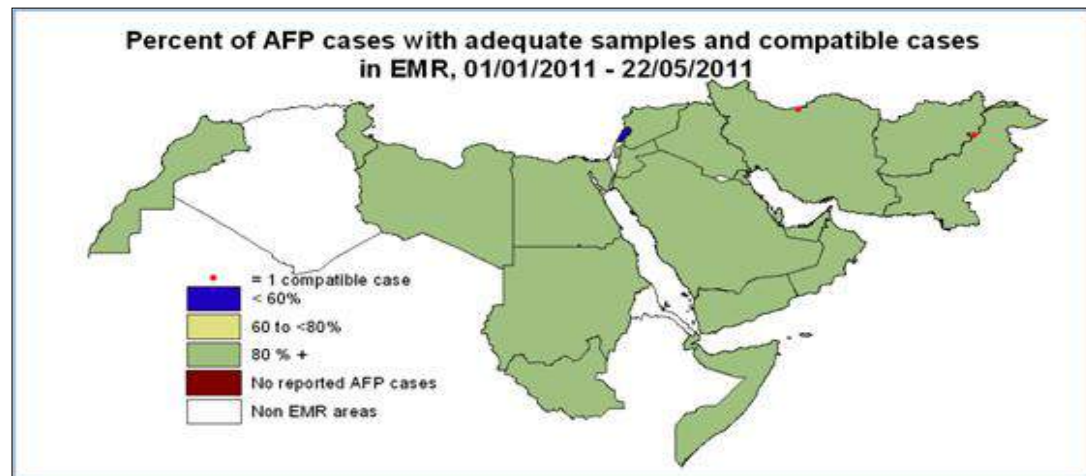
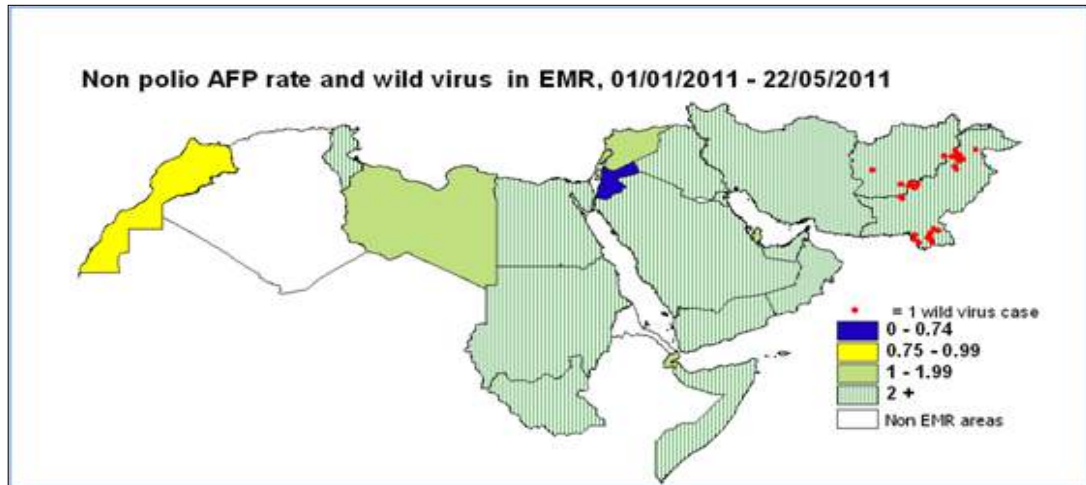
*** Environmental surveillance initiated in Egypt in September 2000 showed the following:

Year	2000	2001	2002	2003	2004	2005	2006	2007	2008	2009	2010	2011	Grand Total
Negative	52	55	136	299	469	499	492	458	444	481	415	135	3935
Pending												40	40
Wild	2	75	26	12	13	2			2		1		133
Grand Total	54	130	162	311	482	501	492	458	446	481	416	175	4108

In 2008, out of 446 samples, 2 positive for wild virus in Giza governorate (Al Haram Site) genomic sequence data indicate importation from Ethiopia / South Sudan & Cairo governorate (Al Haggana 2) genomic sequence data indicate nearest importation from India. In 2011, 1 positive sample for wild virus in Aswan governorate (Aswan City) genomic sequence data indicate nearest importation from Sudan.

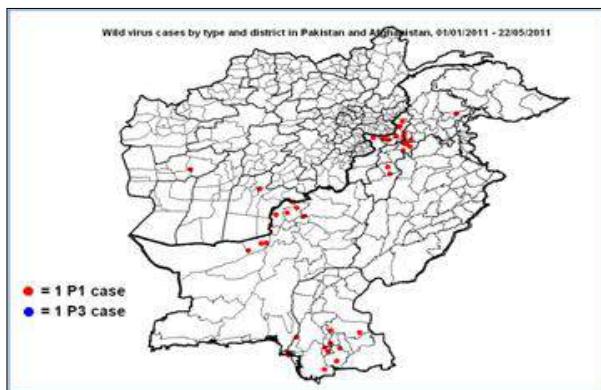
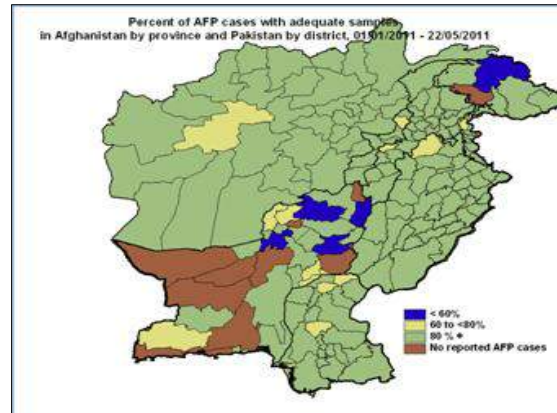
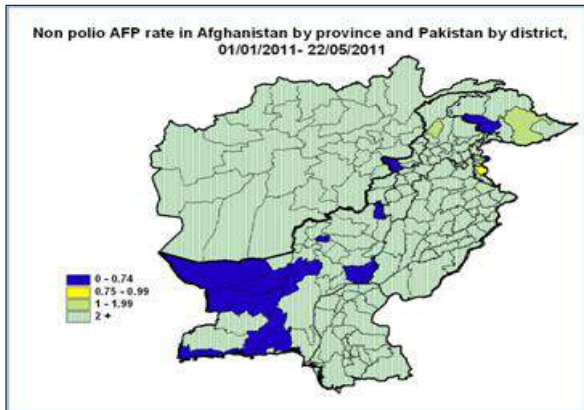
****Environmental surveillance initiated in Pakistan in August 2009 showed the following:

Year	2009				2009 Total	2010								2010 Total	2011						2011 Total		
	KHIBALDIA TOWN	KHIGADAP TOWN	KHIGULSHAN-E-QBAL TOWN	LAHORE		KHIBALDIA TOWN	KHIGADAP TOWN	KHIGULSHAN-E-QBAL TOWN	LAHORE	FESHAWAR	RAWALPINDI	QUETTA	MULTAN		KHIBALDIA TOWN	KHIGADAP TOWN	KHIGULSHAN-E-QBAL TOWN	LAHORE	FESHAWAR	RAWALPINDI		QUETTA	MULTAN
Negative	9	3	5	10	27	10	11	12	27	2	2	4	9	77	2	3	7	9	1	1	6	29	
Pending																							11
Wild	1	8	7	2	18	6	20	12	6	12	5	9	9	79	2	8	1	3	7	3	8	38	
Grand Total	10	11	12	12	45	16	31	24	33	14	7	13	18	156	4	14	10	14	9	4	9	78	



Wild polio cases by country and date of onset of paralysis in EMR, 2011

Year	COUNTRY	P1			Total Count	First Case	Last Case
		Count	First Case	Last Case			
2011	AFG	2	11/01/2011	26/04/2011	2	11/01/2011	26/04/2011
	PAK	40	03/01/2011	02/05/2011	40	03/01/2011	02/05/2011
2011 Total		42	03/01/2011	02/05/2011	42	03/01/2011	02/05/2011



* District RY Khan, Punjab Province, was identified as an infected district by isolating wild type P1 virus from a healthy child with date of stool collection 08/01/2011
 * District Nsirabad, Balochistan Province, was identified as an infected district by isolating wild type P1 virus from a healthy child with date of stool collection 26/01/2011

Wild Polio cases by district and date of onset of paralysis, Afghanistan 2011

PROVINCE	DISTRICT	P1 Count	First case	Last case
FARAH	BAKWA	1	26/04/2011	26/04/2011
KANDAHAR	DAMAN	1	11/01/2011	11/01/2011
Grand Total		2	11/01/2011	26/04/2011

Wild Polio cases by district and date of onset of paralysis, Pakistan 2011

PROVINCE	DISTRICT	P1 Count	First case	Last case
BALOCHISTAN	PISHIN	3	19/02/2011	08/04/2011
	KABDULAH	3	02/03/2011	19/03/2011
	NOSHKI	3	01/04/2011	28/04/2011
SINDH	THATTA	1	10/04/2011	10/04/2011
	BADIN	2	22/02/2011	15/03/2011
	TMKHAN	2	18/02/2011	04/03/2011
	T.ALLAHYAR	1	21/01/2011	21/01/2011
	SANGHAR	2	20/01/2011	19/04/2011
	KHIGADAP	1	05/04/2011	05/04/2011
	KHIORANGI	1	29/03/2011	29/03/2011
	KHISADDAR	1	05/04/2011	05/04/2011
KHYBER PAKHTOON	MANSEHRA	1	06/04/2011	06/04/2011
	PESHAWAR	2	16/01/2011	09/02/2011
	KOHAT	3	28/01/2011	20/04/2011
	LAKKIMRWT	2	09/03/2011	13/03/2011
FATA	KHYBER	8	15/01/2011	02/05/2011
	MOHMAMAND	3	03/01/2011	18/04/2011
	KURRAM	1	06/03/2011	06/03/2011
Grand Total		40	03/01/2011	02/05/2011

Sanghar P1 case (SD/32/11/005) was identified as wild by a positive contact with date of stool collection 26/01/2011
 Peshawar P1 case (NW/30/11/025) was identified as wild by a positive contact with date of stool collection 10/03/2011
 Mansehra P1 case (NW/14/11/014) was identified as wild by a positive contact with date of stool collection 21/04/2011