



Table 1: Acute Flaccid Paralysis (AFP) cases by week of onset

Country	Reported AFP cases by week of onset - Week (19/11)/ Ending on : (15/05/11)														
	Total AFP 2009	Total AFP 2010	Total AFP to date, 2011	W 08 27 Feb 11	W 09 06 Mar 11	W 10 13 Mar 11	W 11 20 Mar 11	W 12 27 Mar 11	W 13 03 Apr 11	W 14 10 Apr 11	W 15 17 Apr 11	W 16 24 Apr 11	W 17 01 May 11	W 18 08 May 11	W 19 15 May 11
Afghanistan	1477	1572	599	28	35	42	34	25	39	42	46	28	27	21	3
Bahrain	7	10	2	0	0	0	0	0	0	0	1	0	0	0	
Djibouti	6	3	2	1	0	0	0	0	0	0	0	0	0	0	0
Egypt	1126	1151	390	13	16	17	16	29	28	24	25	17	17	33	4
Iran	548	622	207	10	10	19	8	9	11	9	7	9	13	14	0
Iraq	412	489	198	22	12	11	12	12	14	18	10	12	11	6	
Jordan ****	31	40	6	0	1	0	0	0	1	0	0	0			
Kuwait	25	24	10	0	0	1	0	1	1	1	1	1	0	1	0
Lebanon ****	8	19	6	0	0	1	0	0	1	0	0	0	2	0	
Libya	44	46	6												
Morocco	115	100	30	2	0	2	1	1	4	1	0	1	0	1	
Oman	19	33	20	0	1	0	0	3	1	1	0	0	0	0	
Pakistan	5163	5391	1691	74	108	95	86	93	96	111	84	127	97	30	
Palestine ****	18	15	7	0	1	0	0	0	0	0	0	2	0	0	0
Qatar	4	5	1	1	0	0	0	0	0	0	0	0	0	0	0
Saudi Arabia	195	238	86	5	3	0	6	7	5	4	3	3	5	2	0
Somalia	162	164	72	4	4	4	7	3	2	2	3	5	4	0	1
Sudan	425	408	127	15	5	4	10	6	11	6	9	6	7	4	0
South Sudan	199	310	123	7	6	7	9	12	11	5	6	8	5	5	
Syria ****	203	194	71	5	4	5	6	4	2	2	1	0	2	0	
Tunisia	40	57	20	0	4	0	2	1	3	1	0	1	0	0	
U.A.E	17	18	10	0	2	0	1	0	1	0	1	0	0	0	0
Yemen	366	426	139	11	6	9	2	8	6	3	6	7	5	3	
Total EMR	10610	11335	3823	198	218	217	200	214	237	230	203	227	195	120	8

No data = No report received

Table 2: Confirmed polio cases by month of onset

Country	Total year 2009	Total year 2010	15/05		Confirmed polio cases by month of onset											
			2010	2011	June 2010	July 2010	August 2010	September 2010	October 2010	November 2010	December 2010	January 2011	February 2011	March 2011	April 2011	May 2011
Afghanistan	38	25	11	1	0	1	5	1	2	3	1	1	0	0		
Bahrain	0	0	0	0	0	0	0	0	0	0	0	0	0	0		
Djibouti	0	0	0	0	0	0	0	0	0	0	0	0	0	0	0	
Egypt	0	0	0	0	0	0	0	0	0	0	0	0	0	0		
Iran	0	0	0	0	0	0	0	0	0	0	0	0	0	0		
Iraq	0	0	0	0	0	0	0	0	0	0	0	0	0	0		
Jordan ****	0	0	0	0	0	0	0	0	0	0	0	0	0	0		
Kuwait	0	0	0	0	0	0	0	0	0	0	0	0	0	0		
Lebanon ****	0	0	0	0	0	0	0	0	0	0	0	0	0	0		
Libya	0	0	0	0	0	0	0	0	0	0	0	0	0	0		
Morocco	0	0	0	0	0	0	0	0	0	0	0	0	0	0		
Oman	0	0	0	0	0	0	0	0	0	0	0	0	0	0		
Pakistan	89	144	21	38	6	6	15	41	29	15	7	8	8	11	11	
Palestine ****	0	0	0	0	0	0	0	0	0	0	0	0	0	0		
Qatar	0	0	0	0	0	0	0	0	0	0	0	0	0	0	0	
Saudi Arabia	0	0	0	0	0	0	0	0	0	0	0	0	0	0		
Somalia	0	0	0	0	0	0	0	0	0	0	0	0	0	0		
Sudan	5	0	0	0	0	0	0	0	0	0	0	0	0	0		
South Sudan	40	0	0	0	0	0	0	0	0	0	0	0	0	0		
Syria ****	0	0	0	0	0	0	0	0	0	0	0	0	0	0		
Tunisia	0	0	0	0	0	0	0	0	0	0	0	0	0	0		
U.A.E	0	0	0	0	0	0	0	0	0	0	0	0	0	0		
Yemen	0	0	0	0	0	0	0	0	0	0	0	0	0	0		
Total EMR	172	169	32	39	6	7	20	42	31	18	8	9	8	11	11	0

**** UNRWA cases are included with those of country of residence



Table 3: Investigation of AFP cases with paralysis onset in 2010 & 2011 (up to week 19 ending 15 May 2011)

COUNTRY	2010												2011												Latest line List Date						
	AFP									Specimen			Wild isolates			AFP										Specimen			Wild isolates		
	Total AFP cases onset 2010	Case classification					Non polio AFP rate **	AFP cases pending classification > 90 days from onset of paralysis	AFP cases pending classification and lab > 90 days from onset of paralysis	% with *** adequate specimens	Wild P1 Poliovirus	Wild P3 Poliovirus	Total AFP cases onset 2011	Case classification					Annualized Non polio AFP rate **	AFP cases pending classification > 90 days from onset of paralysis	AFP cases pending classification and lab > 90 days from onset of paralysis	% with *** adequate specimens	Wild P1 Poliovirus	Wild P3 Poliovirus							
		Total Confirmed Polio Cases *	Polio Compatible	Pending Classification	Discarded (non polio AFP)	VDPV								Total Confirmed Polio Cases *	Polio Compatible	Pending Classification	Discarded (non polio AFP)	VDPV													
Afghanistan	1572	25	5	0	1537	5	9.08	0	0	92.62	17	8	599	1	0	99	499	1	9.29	3	2	94.99	1	0	15/05/2011						
Bahrain	10	0	0	0	10	0	4.87	0	0	80.00	0	0	2	0	0	1	1	0	2.63	0	0	100.00	0	0	08/05/2011						
Djibouti	3	0	0	2	1	0	1.23	2	0	33.33	0	0	2	0	0	2	0	0	1.88	1	0	100.00	0	0	15/05/2011						
Egypt	1151	0	0	0	1151	0	3.73	0	0	94.87	0	0	390	0	0	110	280	0	3.43	0	0	88.97	0	0	15/05/2011						
Iran	622	0	0	0	622	0	3.51	0	0	90.68	0	0	207	0	0	35	172	0	3.15	2	1	85.02	0	0	15/05/2011						
Iraq	489	0	0	0	489	1	3.39	0	0	86.91	0	0	198	0	0	45	153	0	3.72	1	1	90.40	0	0	13/05/2011						
Jordan	40	0	0	0	40	0	1.76	0	0	95.00	0	0	6	0	0	4	2	0	0.58	0	0	100.00	0	0	28/04/2011						
Kuwait	24	0	0	0	24	0	3.33	0	0	100.00	0	0	10	0	0	2	8	0	3.63	0	0	90.00	0	0	15/05/2011						
Lebanon	19	0	0	0	19	0	1.72	0	0	47.37	0	0	6	0	0	4	2	0	1.47	1	0	66.67	0	0	13/05/2011						
Libya	46	0	0	0	46	0	2.25	0	0	100.00	0	0	6	0	0	5	1	0	0.79	5	5	100.00	0	0	19/02/2011						
Morocco	100	0	0	0	100	0	1.01	0	0	78.00	0	0	30	0	0	6	24	0	0.82	1	0	80.00	0	0	13/05/2011						
Oman	33	0	0	0	33	0	4.28	0	0	87.88	0	0	20	0	0	1	19	0	7.01	0	0	100.00	0	0	14/05/2011						
Pakistan	5391	144	23	0	5224	0	6.34	0	0	88.44	120	24	1691	38	0	271	1382	0	5.4	33	11	91.01	38	0	14/05/2011						
Palestine	15	0	0	0	15	0	0.94	0	0	100.00	0	0	7	0	0	2	5	0	1.18	0	0	100.00	0	0	15/05/2011						
Qatar	5	0	0	0	5	0	2.14	0	0	80.00	0	0	1	0	0	1	0	0	1.16	0	0	100.00	0	0	15/05/2011						
Saudi Arabia	238	0	0	0	238	0	2.82	0	0	97.06	0	0	86	0	0	32	54	0	2.7	0	0	96.51	0	0	15/05/2011						
Somalia	164	0	0	0	160	4	3.38	0	0	99.39	0	0	72	0	0	16	54	2	3.88	1	0	98.61	0	0	13/05/2011						
Sudan	408	0	0	0	408	0	2.80	0	0	97.30	0	0	127	0	0	19	108	0	2.31	1	0	98.43	0	0	15/05/2011						
South Sudan	310	0	2	0	308	0	4.06	0	0	92.90	0	0	123	0	0	31	92	0	4.35	5	0	91.87	0	0	13/05/2011						
Syria	194	0	0	0	193	1	2.02	0	0	95.36	0	0	71	0	0	5	66	0	1.94	0	0	92.96	0	0	11/05/2011						
Tunisia	57	0	0	0	57	0	2.18	0	0	92.98	0	0	20	0	0	8	12	0	2.13	0	0	95.00	0	0	09/05/2011						
U.A.E	18	0	0	0	18	0	1.78	0	0	100.00	0	0	10	0	0	1	9	0	2.67	0	0	100.00	0	0	15/05/2011						
Yemen	426	0	0	0	426	0	3.86	0	0	96.48	0	0	139	0	0	67	72	0	3.41	0	0	94.96	0	0	14/05/2011						
EMR	11335	169	30	2	11124	11	4.62	2	0	90.90	137	32	3823	39	0	767	3015	3	4.21	54	20	91.81	39	0							
2009	10610	172	29	0	10401	8	4.40	0	0	91.06	122	52																			

* Confirmed polio cases refer to wild isolation from AFP cases or from contacts of negative index AFP cases

** Non-polio AFP per 100,000 children <15 years

*** Adequate here refers to two stool specimens collected at least 24 hours apart, within 14 days of paralysis onset

**** AFP cases co infected with P1 and P3 are counted separately as wild isolates



Table 4: Investigation of contacts of AFP cases with paralysis onset in 2011 (up to week 19 ending 15/05/ 2011)

Country	No. of AFP cases	No. of eligible AFP cases for contact sampling*	% of eligible AFP cases with contact samplings	% of eligible AFP cases with 3+ contacts	Total number of Contacts**	% of contacts under 5 years	% of contacts with specimens collected within 7 days of notification of index	% Contact specimens in lab within 3 days of collection	% Contact specimens positive for NPEV	% Contact specimens positive for Sabin like virus	No. of contacts positive for wild virus	% of wild polio virus isolation from contacts	No. of Contacts positive for VDPVs	No. of -ve index AFP cases identified positive by contact	No. of district identified infected from contacts
Afghanistan	599	30	86.7	86.7	181	95.6	75.1	32.3	15.9	5.5	0	0.0		0	0
Bahrain	2	0			0						0			0	0
Djibouti	2	0			0						0			0	0
Egypt	390	48	52.1	52.1	150	77.3	68.0	91.3	7.7	0.0	0	0.0		0	0
Iran	207	31	0.0	0.0	0						0			0	0
Iraq	198	19	73.7	63.2	57	80.7	45.6	85.7	14.3	0.0	0	0.0		0	0
Jordan	6	0			0						0			0	0
Kuwait	10	1	100.0	100.0	16	62.5	56.3	100.0	6.3	0.0	0	0.0		0	0
Lebanon	6	2	0.0	0.0	0						0			0	0
Libya	6	0			0						0			0	0
Morocco	30	6	50.0	33.3	12	25.0	16.7	58.3	0.0	0.0	0	0.0		0	0
Oman	20	0			22	95.5	77.3	100.0	22.7	9.1	0	0.0		0	0
Pakistan	1691	152	84.9	84.2	450	92.9	67.6	77.0	22.3	5.1	5	1.2		3	2
Palestine	7	0			0						0			0	0
Qatar	1	0			0						0			0	0
Saudi Arabia	86	3	33.3	33.3	3	100.0	0.0	100.0	0.0	0.0	0	0.0		0	0
Somalia	72	1	100.0	100.0	212	88.7	97.2	10.5	9.3	7.6	0	0.0	3	0	0
Sudan	127	2	100.0	100.0	68	76.5	73.5	37.7	1.9	7.5	0	0.0		0	0
South Sudan	123	10	90.0	70.0	334	84.4	89.5	1.6	12.4	3.2	0	0.0		0	0
Syria	71	5	100.0	80.0	24	83.3	50.0	79.2	0.0	0.0	0	0.0		0	0
Tunisia	20	1	0.0	0.0	15	40.0	66.7	100.0	0.0	0.0	0	0.0		0	0
U.A.E.	10	0			0						0			0	0
Yemen	139	7	85.7	85.7	39	71.8	61.5	0.0	0.0	0.0	0	0.0		0	0
Grand Total 2011	3823	318	69.8	67.6	1583	86.3	75.6	48.0	14.4	4.4	5	0.4	3	3	2
Grand Total 2010	11335	1058	80.2	75.7	5091	83.1	72.0	53.5	18.8	3.3	13	0.3	7	8	4

* Eligible refers to AFP cases with inadequate stool specimens

** Total number of contacts from eligible AFP cases and from other AFP cases as per with country criteria for contact sampling

Last wild contacts in EMRO, 01/01/2011-15/05/2011

		Data	
Year	Country	Count of wild contacts	Date of Most Recent stool collection
2011	Pakistan	5	21/04/2011
Grand Total		5	21/04/2011



Table 5: Laboratory investigation of AFP cases with paralysis onset in 2011 (up to week 19 ending 15 May 2011)

Country	Polio laboratories Sequencing performed by CDC and RIVM laboratories	AFP cases with specimens	Preliminary virus isolation results of AFP cases						Poliovirus intratypic differentiation results #									Indicators				Latest report Date					
			Referred for ITD		NPEV only	Negative	Pending		Type 1			Type 2			Type 3			Discordant pending sequence	NPEV by PCR	Non-EV	Pending ITD		% specimens positive for NPEV*	% AFP cases with culture results within 14 days	% AFP cases with ITD results within 7 days	% AFP cases with ITD results within 45 days of onset***	
			L20B+	L20B+/NPEV			received <= 14 days	received > 14 days ago	Wild	Sabin	VDPV	Wild	Sabin	VDPV	Wild	Sabin	VDPV										
Afghanistan	RRL Pakistan	573	25		69	435	44		1	14			1	1		9				2		12%	100%	100%	99%	14/05/2011	
Bahrain	PNL Oman	2			1	1																50%	100%		100%	15/05/2011	
Djibouti	NPL Kenya	2			1			1														100%			100%	15/05/2011	
Egypt***	RRL Egypt	346	6		23	288	21	8		1						1				3	6%	87%	100%	99%	12/05/2011		
Iran	NPL Iran	205	4			182	18	1					1			1				2	0%	100%	100%	100%	14/05/2011		
Iraq	NPL Iraq, RRL Egypt	196	4		32	118	29	16		1			2			1					20%	100%	100%	75%	13/05/2011		
Jordan	NPL Jordan, RRL Tunisia	7				6	1														6%	83%			15/05/2011		
Kuwait	RRL Kuwait	11				9	1	1													2%	89%		100%	15/05/2011		
Lebanon	RRL Egypt	4				4															0%	100%			12/05/2011		
Libya	RRL Tunisia	11	1			10				1											0%	82%	100%	91%	13/05/2011		
Morocco	NPL Morocco, RRL Tunisia	28			1	22	1	4													6%	100%			13/05/2011		
Oman	NPL Oman	21			4	16	1														13%	95%		100%	15/05/2011		
Pakistan	RRL Pakistan	1741	104	13	247	1189	188		35	31			19			46				16	15%	100%	98%	98%	14/05/2011		
Palestine & UNRWA		7				5		2													0%	0%		80%	15/05/2011		
Qatar	NPL Oman	1				1															0%	100%		100%	15/05/2011		
Saudi Arabia	NPL Saudi Arabia, NPL Oman	77	1			59		17					1								0%	98%	100%	100%	27/04/2011		
Somalia	NPL Kenya	72	7		8	44	3	12					3	1		3					14%	3%		100%	13/05/2011		
Sudan	NPL Sudan, RRL Egypt	126	6		15	90	14	1								1					11%	72%	100%	100%	15/05/2011		
South Sudan	NPL Kenya	123	5		14	81	8	17					1			4					14%	0%		94%	13/05/2011		
Syria	NPL Syria, RRL Egypt	68	2		2	61	3									1					2%	98%	100%	0%	12/05/2011		
Tunisia	RRL Tunisia	24				23	1														0%	100%		100%	13/05/2011		
U.A.E	NPL Oman	10				9	1														0%	100%		100%	15/05/2011		
Yemen	NPL Oman	72	2		15	55				1						1					23%	100%	100%	18%	15/05/2011		
Total EMR 2011		3727	167	13	432	2708	334	80	36	49			28	2		68			1	20	3	12%	93%	99%	96%		
Total EMR 2010		11132	549	35	2049	8496		2	130	205			108	6	31	189			1	4	20	1	16%	94%	98%	97%	

* Specimens from all sources including non-AFP cases, excluding environmental samples

** This indicator reflects surveillance and laboratory activities

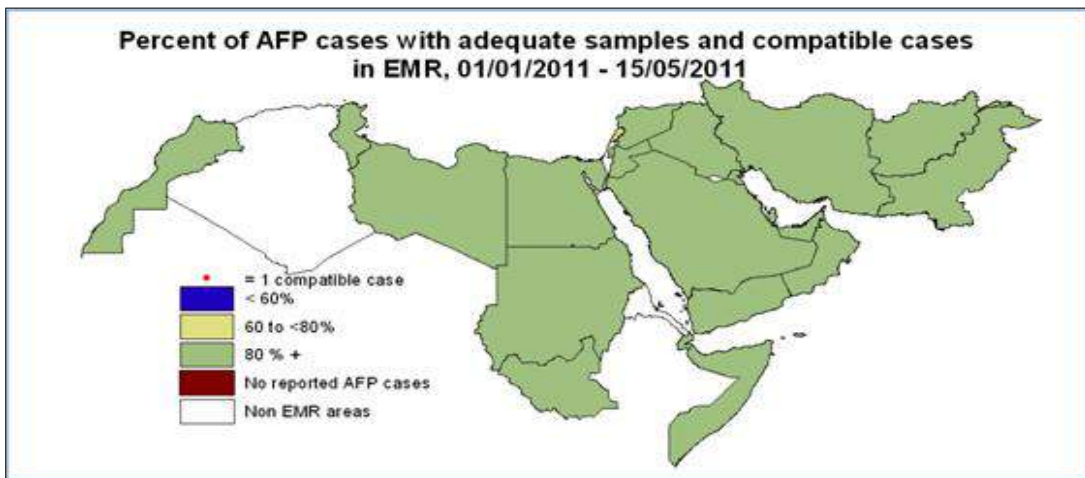
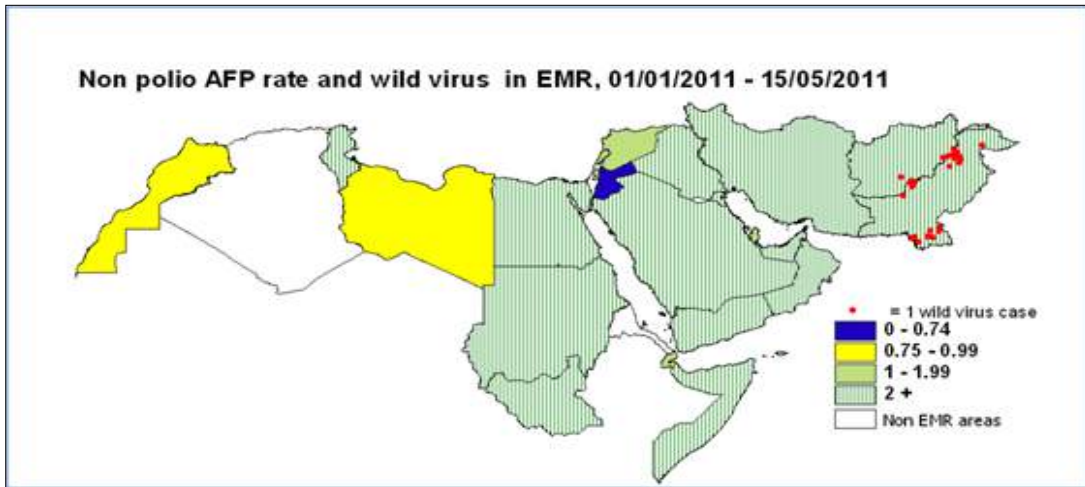
*** Environmental surveillance initiated in Egypt in September 2000 showed the following:

Year	2000	2001	2002	2003	2004	2005	2006	2007	2008	2009	2010	2011	Grand Total
Negative	52	55	136	299	469	499	492	458	444	481	415	134	3934
Pending												23	23
Wild	2	75	26	12	13	2			2		1		133
Grand Total	54	130	162	311	482	501	492	458	446	481	416	157	4090

In 2008, out of 446 samples, 2 positive for wild virus in Giza governorate (Al Haram Site) genomic sequence data indicate importation from Ethiopia / South Sudan & Cairo governorate (Al Haggana 2) genomic sequence data indicate nearest importation from India. In 2011, 1 positive sample for wild virus in Aswan governorate (Aswan City) genomic sequence data indicate nearest importation from Sudan.

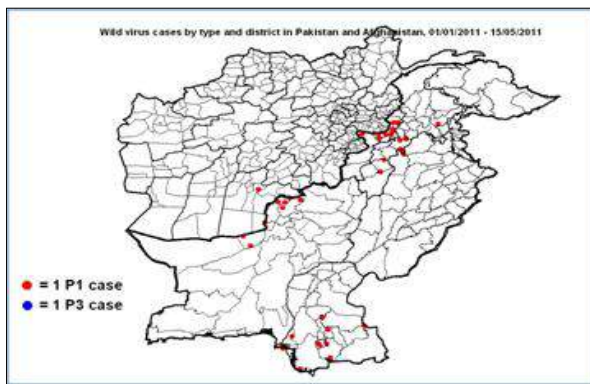
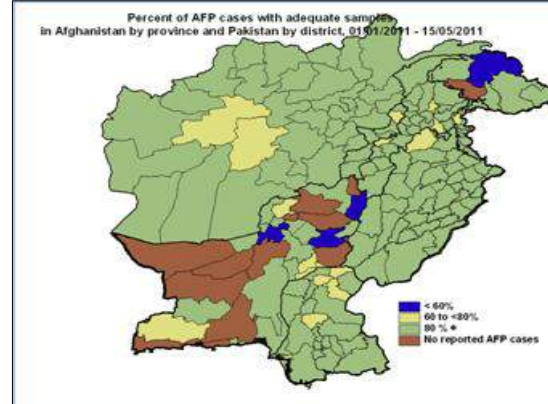
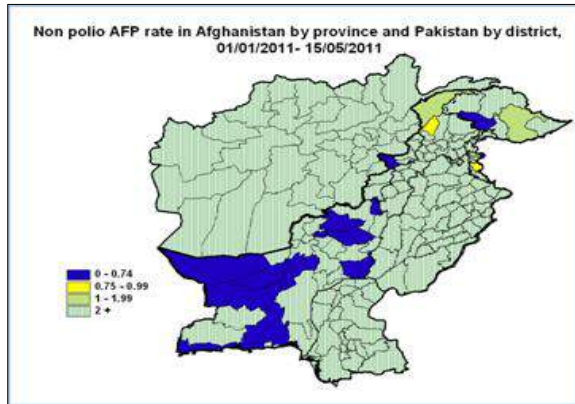
****Environmental surveillance initiated in Pakistan in August 2009 showed the following:

Year	2009				2009 Total	2010						2010 Total	2011					2011 Total				
	KHIBALDIA TOWN	KHIGADAP TOWN	KHIGULSHANE-GBAL TOWN	LAHORE		KHIBALDIA TOWN	KHIGADAP TOWN	KHIGULSHANE-GBAL TOWN	LAHORE	PESHAWAR	RAWALPINDI		QUETTA	MILTAN	KHIBALDIA TOWN	KHIGADAP TOWN	KHIGULSHANE-GBAL TOWN		LAHORE	PESHAWAR	RAWALPINDI	QUETTA
Negative	9	3	5	10	27	10	11	12	27	2	2	4	9	77	2	3	7	9	1	1	6	29
pending																						7
Wild	1	8	7	2	18	6	20	12	6	12	5	9	9	79	2	8	1	3	7	3	8	38
Grand Total	10	11	12	12	45	16	31	24	33	14	7	13	18	156	4	13	9	13	9	4	9	74



Wild polio cases by country and date of onset of paralysis in EMR, 2010-2011

Year	COUNTRY	P1			Total Count	First Case	Last Case
		Count	First Case	Last Case			
2011	AFG	1	11/01/2011	11/01/2011	1	11/01/2011	11/01/2011
	PAK	38	03/01/2011	20/04/2011	38	03/01/2011	20/04/2011
2011 Total		39	03/01/2011	20/04/2011	39	03/01/2011	20/04/2011



* District RY Khan, Punjab Province, was identified as an infected district by isolating wild type P1 virus from a healthy child with date of stool collection 08/01/2011
 * District Nsirabad, Balochistan Province, was identified as an infected district by isolating wild type P1 virus from a healthy child with date of stool collection 26/01/2011

Wild Polio cases by district and date of onset of paralysis, Afghanistan 2011

		P1		
PROVINCE	DISTRICT	Count	First case	Last case
KANDAHAR	DAMAN	1	11/01/2011	11/01/2011
Grand Total		1	11/01/2011	11/01/2011

Wild Polio cases by district and date of onset of paralysis, Pakistan 2011

		P1		
PROVINCE	DISTRICT	Count	First case	Last case
BALOCHISTAN	PISHIN	3	19/02/2011	08/04/2011
	KABDULAH	3	02/03/2011	19/03/2011
	NOSHKI	2	01/04/2011	19/04/2011
SINDH	THATTA	1	10/04/2011	10/04/2011
	BADIN	2	22/02/2011	15/03/2011
	TMKHAN	2	18/02/2011	04/03/2011
	T.ALLAHYAR	1	21/01/2011	21/01/2011
	SANGHAR	2	20/01/2011	19/04/2011
	KHIGADAP	1	05/04/2011	05/04/2011
	KHIORANGI	1	29/03/2011	29/03/2011
	KHISADDAR	1	05/04/2011	05/04/2011
KHYBER PAKHTOON	MANSEHRA	1	06/04/2011	06/04/2011
	PESHAWAR	2	16/01/2011	09/02/2011
	KOHAT	3	28/01/2011	20/04/2011
	LAKKIMRWT	2	09/03/2011	13/03/2011
FATA	KHYBER	7	15/01/2011	01/04/2011
	MOHMAND	3	03/01/2011	18/04/2011
	KURRAM	1	06/03/2011	06/03/2011
Grand Total		38	03/01/2011	20/04/2011

Sanghar P1 case (SD/32/11/005) was identified as wild by a positive contact with date of stool collection 26/01/2011
 Peshawar P1 case (NW/30/11/025) was identified as wild by a positive contact with date of stool collection 10/03/2011
 Mansehra P1 case (NW/14/11/014) was identified as wild by a positive contact with date of stool collection 21/04/2011