



Table 1: Acute Flaccid Paralysis (AFP) cases by week of onset

Country	Reported AFP cases by week of onset - Week (15/11)/ Ending on : (17/04/11)														
	Total AFP 2009	Total AFP 2010	Total AFP to date, 2011	W 04 30 Jan 11	W 05 06 Feb 11	W 06 13 Feb 11	W 07 20 Feb 11	W 08 27 Feb 11	W 09 06 Mar 11	W 10 13 Mar 11	W 11 20 Mar 11	W 12 27 Mar 11	W 13 03 Apr 11	W 14 10 Apr 11	W 15 17 Apr 11
Afghanistan	1477	1572	445	45	35	24	31	28	34	43	33	20	32	23	3
Bahrain	7	10	1	0	0	0	0	0	0	0	0	0	0	0	0
Djibouti	6	3	2	0	0	0	0	1	0	0	0	0	0	0	
Egypt	1126	1151	295	13	21	11	21	13	16	17	16	28	28	23	3
Iran	548	622	159	13	16	5	8	11	9	19	8	9	8	5	1
Iraq	412	489	143	7	7	10	10	22	12	11	11	10	13	6	
Jordan ****	31	40	5	0	1	0	2	0	1						
Kuwait	25	24	6	1	0	0	1	0	0	1	0	1	1	0	0
Lebanon ****	8	19	3	0	1	0	0	0	0	1	0	0			
Libya	44	46	6	0	3	0									
Morocco	115	100	25	4	5	1	0	2	0	2	1	1	2		
Oman	19	33	19	3	4	2	0	0	1	0	0	3	1	0	
Pakistan	5163	5389	1194	89	116	82	92	69	104	87	78	78	66	29	
Palestine ****	18	15	5	0	1	1	0	0	1	0	0	0	0	0	
Qatar	4	5	1	0	0	0	0	1	0	0	0	0	0	0	0
Saudi Arabia	195	238	71	3	2	5	4	5	3	0	5	7	5	3	0
Somalia	162	164	59	4	5	5	9	4	4	4	7	3	2	2	
Sudan	425	408	91	4	6	6	7	15	5	4	10	6	8	0	0
South Sudan	199	310	90	4	8	8	10	7	6	7	9	10	8	1	
Syria ****	203	194	68	3	4	9	3	5	4	5	6	4	2	2	
Tunisia	40	57	14	3	3	1	0	0	4	0	1	1	0		
U.A.E	17	18	9	1	0	3	0	0	2	0	1	0	1	0	0
Yemen	366	426	115	13	7	8	10	11	6	9	2	8	4	2	
Total EMR	10610	11333	2826	210	245	181	208	194	212	210	188	189	181	96	7

No data = No report received

Table 2: Confirmed polio cases by month of onset

Country	Total year 2009	Total year 2010	17/04		Confirmed polio cases by month of onset											
			2010	2011	May 2010	June 2010	July 2010	August 2010	September 2010	October 2010	November 2010	December 2010	January 2011	February 2011	March 2011	April 2011
Afghanistan	38	25	9	1	3	0	1	5	1	2	3	1	1	0		
Bahrain	0	0	0	0	0	0	0	0	0	0	0	0	0	0	0	
Djibouti	0	0	0	0	0	0	0	0	0	0	0	0			0	
Egypt	0	0	0	0	0	0	0	0	0	0	0	0	0	0		
Iran	0	0	0	0	0	0	0	0	0	0	0	0	0	0		
Iraq	0	0	0	0	0	0	0	0	0	0	0	0	0	0		
Jordan ****	0	0	0	0	0	0	0	0	0	0	0	0	0	0		
Kuwait	0	0	0	0	0	0	0	0	0	0	0	0	0	0		
Lebanon ****	0	0	0	0	0	0	0	0	0	0	0	0	0	0		
Libya	0	0	0	0	0	0	0	0	0	0	0				0	
Morocco	0	0	0	0	0	0	0	0	0	0	0	0	0	0		
Oman	0	0	0	0	0	0	0	0	0	0	0	0	0	0		
Pakistan	89	144	17	28	5	6	6	15	41	29	15	7	8	8	11	1
Palestine ****	0	0	0	0	0	0	0	0	0	0	0	0	0	0		
Qatar	0	0	0	0	0	0	0	0	0	0	0	0	0	0		
Saudi Arabia	0	0	0	0	0	0	0	0	0	0	0	0	0	0		
Somalia	0	0	0	0	0	0	0	0	0	0	0	0	0	0		
Sudan	5	0	0	0	0	0	0	0	0	0	0	0	0	0		
South Sudan	40	0	0	0	0	0	0	0	0	0	0	0	0	0		
Syria ****	0	0	0	0	0	0	0	0	0	0	0	0	0	0		
Tunisia	0	0	0	0	0	0	0	0	0	0	0	0	0	0		
U.A.E	0	0	0	0	0	0	0	0	0	0	0	0	0	0		
Yemen	0	0	0	0	0	0	0	0	0	0	0	0	0	0		
Total EMR	172	169	26	29	8	6	7	20	42	31	18	8	9	8	11	1

**** UNRWA cases are included with those of country of residence



Table 3: Investigation of AFP cases with paralysis onset in 2010 & 2011 (up to week 15 ending 17 Apr 2011)

COUNTRY	2010												2011												Latest line List Date
	AFP								Specimen	Wild isolates		AFP								Specimen	Wild isolates				
	Total AFP cases onset 2009	Case classification					Non polio AFP rate **	AFP cases pending classification > 90 days from onset of paralysis		AFP cases pending classification and lab > 90 days from onset of paralysis	% with *** adequate specimens	Wild P1 Poliovirus	Wild P3 Poliovirus	Total AFP cases onset 2010	Case classification						Annualized Non polio AFP rate **	AFP cases pending classification > 90 days from onset of paralysis	AFP cases pending classification and lab > 90 days from onset of paralysis	% with *** adequate specimens	
		Total Confirmed Polio Cases *	Polio Compatible	Pending Classification	Discarded (non polio AFP)	VDPV			Total Confirmed Polio Cases *						Polio Compatible	Pending Classification	Discarded (non polio AFP)	VDPV							
Afghanistan	1572	25	5	1	1537	5	9.08	1	1	92.62	17	8	445	1	0	94	349	1	8.7	3	0	95.28	1	0	17/04/2011
Bahrain	10	0	0	0	10	0	4.87	0	0	80.00	0	0	1	0	0	0	1	0	1.66	0	0	100.00	0	0	17/04/2011
Djibouti	3	0	0	2	1	0	1.23	2	0	33.33	0	0	2	0	0	2	0	0	2.37	1	1	100.00	0	0	10/04/2011
Egypt	1151	0	0	0	1151	0	3.73	0	0	94.87	0	0	295	0	0	109	186	0	3.28	0	0	88.14	0	0	14/04/2011
Iran	622	0	0	0	622	0	3.51	0	0	90.68	0	0	159	0	0	36	123	0	3.05	4	0	81.76	0	0	17/04/2011
Iraq	489	0	0	0	489	1	3.39	0	0	86.91	0	0	143	0	0	46	97	0	3.39	0	0	92.31	0	0	15/04/2011
Jordan	40	0	0	0	40	0	1.76	0	0	95.00	0	0	5	0	0	5	0	0	0.73	1	0	100.00	0	0	10/03/2011
Kuwait	24	0	0	0	24	0	3.33	0	0	100.00	0	0	6	0	0	1	5	0	2.75	0	0	100.00	0	0	17/04/2011
Lebanon	19	0	0	0	19	0	1.72	0	0	47.37	0	0	3	0	0	3	0	0	0.93	0	0	66.67	0	0	29/03/2011
Libya	46	0	0	0	46	0	2.25	0	0	100.00	0	0	6	0	0	5	1	0	1	1	1	100.00	0	0	19/02/2011
Morocco	100	0	0	0	100	0	1.01	0	0	78.00	0	0	25	0	0	13	12	0	0.86	1	1	76.00	0	0	08/04/2011
Oman	33	0	0	0	33	0	4.28	0	0	87.88	0	0	19	0	0	4	15	0	8.4	0	0	100.00	0	0	16/04/2011
Pakistan	5389	144	21	6	5218	0	6.34	6	1	88.48	120	24	1194	28	0	182	984	0	4.8	13	5	91.54	28	0	16/04/2011
Palestine	15	0	0	0	15	0	0.94	0	0	100.00	0	0	5	0	0	2	3	0	1.06	0	0	100.00	0	0	10/04/2011
Qatar	5	0	0	0	5	0	2.14	0	0	80.00	0	0	1	0	0	1	0	0	1.46	0	0	100.00	0	0	17/04/2011
Saudi Arabia	238	0	0	0	238	0	2.82	0	0	97.06	0	0	71	0	0	32	39	0	2.81	0	0	97.18	0	0	17/04/2011
Somalia	164	0	0	0	160	4	3.38	0	0	99.39	0	0	59	0	0	13	44	2	4.02	0	0	98.31	0	0	15/04/2011
Sudan	408	0	0	0	408	0	2.80	0	0	97.30	0	0	91	0	0	15	76	0	2.1	0	0	98.90	0	0	17/04/2011
South Sudan	310	0	2	1	307	0	4.06	1	0	92.90	0	0	90	0	0	33	57	0	4.01	2	0	91.11	0	0	15/04/2011
Syria	194	0	0	0	193	1	2.02	0	0	95.36	0	0	68	0	0	14	54	0	2.34	1	0	92.65	0	0	14/04/2011
Tunisia	57	0	0	0	57	0	2.18	0	0	92.98	0	0	14	0	0	2	12	0	1.88	0	0	100.00	0	0	05/04/2011
U.A.E	18	0	0	0	18	0	1.78	0	0	100.00	0	0	9	0	0	1	8	0	3.04	0	0	100.00	0	0	17/04/2011
Yemen	426	0	0	0	426	0	3.86	0	0	96.48	0	0	115	0	0	47	68	0	3.56	4	0	94.78	0	0	16/04/2011
EMR	11333	169	28	10	11117	11	4.62	10	2	90.91	137	32	2826	29	0	660	2134	3	3.93	31	8	91.97	29	0	
2009	10610	172	29	0	10401	8	4.40	0	0	91.06	122	52													

* Confirmed polio cases refer to wild isolation from AFP cases or from contacts of negative index AFP cases

** Non-polio AFP per 100,000 children <15 years

*** Adequate here refers to two stool specimens collected at least 24 hours apart, within 14 days of paralysis of onset

**** AFP cases co infected with P1 and P3 are counted separately as wild isolates



Table 4: Investigation of contacts of AFP cases with paralysis onset in 2011 (up to week 15 ending 17/04/ 2011)

Country	No. of AFP cases	No. of eligible AFP cases for contact sampling*	% of eligible AFP cases with contact samplings	% of eligible AFP cases with 3+ contacts	Total number of Contacts**	% of contacts under 5 years	% of contacts with specimens collected within 7 days of notification of index	% Contact specimens in lab within 3 days of collection	% Contact specimens positive for NPEV	% Contact specimens positive for Sabin like virus	No. of contacts positive for wild virus	% of wild polio virus isolation from contacts	No. of Contacts positive for VDPVs	No. of -ve index AFP cases identified positive by contact	No. of district identified infected from contacts
Afghanistan	445	21	90.5	90.5	138	95.7	67.4	32.1	11.6	8.0	0	0.0		0	0
Bahrain	1	0			0						0			0	0
Djibouti	2	0			0						0			0	0
Egypt	295	39	51.3	51.3	105	79.0	65.7	88.8	8.8	0.0	0	0.0		0	0
Iran	158	28	0.0	0.0	0						0			0	0
Iraq	143	11	54.5	45.5	22	72.7	50.0	100.0	23.5	0.0	0	0.0		0	0
Jordan	5	0			0						0			0	0
Kuwait	6	0			7	71.4	71.4	100.0	14.3	0.0	0	0.0		0	0
Lebanon	3	1	0.0	0.0	0						0			0	0
Libya	6	0			0						0			0	0
Morocco	25	6	50.0	33.3	12	16.7	16.7	16.7	0.0	0.0	0	0.0		0	0
Oman	19	0			22	95.5	77.3	100.0	22.7	9.1	0	0.0		0	0
Pakistan	1194	101	85.1	84.2	307	93.2	64.8	73.6	17.3	5.5	3	1.2		2	1
Palestine	5	0			0						0			0	0
Qatar	1	0			0						0			0	0
Saudi Arabia	71	2	50.0	50.0	3	100.0	0.0	100.0	0.0	0.0	0	0.0		0	0
Somalia	59	1	100.0	100.0	162	88.9	100.0	13.3	11.1	5.2	0	0.0	3	0	0
Sudan	91	1	100.0	100.0	53	79.2	67.9	57.6	3.0	12.1	0	0.0		0	0
South Sudan	90	8	87.5	75.0	229	81.7	89.5	1.9	14.9	1.3	0	0.0		0	0
Syria	68	5	80.0	60.0	21	81.0	42.9	75.0	0.0	0.0	0	0.0		0	0
Tunisia	14	0			10	0.0	40.0	40.0	0.0	0.0	0	0.0		0	0
U.A.E.	9	0			0						0			0	0
Yemen	115	6	100.0	100.0	39	71.8	61.5	0.0	0.0	0.0	0	0.0		0	0
Grand Total 2011	2825	230	67.0	64.8	1130	85.5	74.0	46.9	13.1	4.4	3	0.3	3	2	1
Grand Total 2010	11333	1056	80.4	75.9	5097	83.1	71.8	53.4	18.8	3.3	13	0.3	7	8	4

* Eligible refers to AFP cases with inadequate stool specimens

** Total number of contacts from eligible AFP cases and from other AFP cases as per with country criteria for contact sampling

Last wild contacts in EMRO, 01/01/2011-17/04/2011

Year	Country	Data	Date of Most Recent stool collection
		Count of wild contacts	
2010	Pakistan	6	24/11/2010
	Afghanistan	7	02/11/2010
2011	Pakistan	3	10/03/2011
Grand Total		16	10/03/2011



Table 5: Laboratory investigation of AFP cases with paralysis onset in 2011 (up to week 15 ending 17 April 2011)

Country	Polio laboratories Sequencing performed by CDC and RIVM laboratories	AFP cases with specimens	Preliminary virus isolation results of AFP cases						Poliovirus intratypic differentiation results #									Indicators				Latest report Date				
			Referred for ITD		NPEV only	Negative	Pending		Type 1			Type 2			Type 3			Discordant pending sequence	NPEV by PCR	Non-EV	Pending ITD		% specimens positive for NPEV*	% AFP cases with culture results within 14 days	% AFP cases with ITD results within 7 days	% AFP cases with ITD results within 45 days of onset**
			L20B+	L20B+/NPEV			received < / = 14 days	received > 14 days ago	Wild	Sabin	VDPV	Wild	Sabin	VDPV	Wild	Sabin	VDPV									
Afghanistan	RRL Pakistan	437	20		44	316	57		1	11			1	1		8						10%	100%	100%	99%	16/04/2011
Bahrain	PNL Oman	1				1																0%	100%		100%	17/04/2011
Djibouti	NPL Kenya	2						2																		11/04/2011
Egypt***	RRL Egypt	272	4		18	199	38	13								2				2		7%	86%	100%	100%	17/04/2011
Iran	NPL Iran	159	4			142	13						1						2			0%	100%	100%	100%	16/04/2011
Iraq	NPL Iraq, RRL Egypt	142	4		25	86	23	5		1			2			1						21%	100%	100%	75%	15/04/2011
Jordan	NPL Jordan, RRL Tunisia	6				6																7%	83%			17/04/2011
Kuwait	RRL Kuwait	8				7	1															3%	100%		100%	17/04/2011
Lebanon	RRL Egypt	4				4																0%	100%			17/04/2011
Libya	RRL Tunisia	6	1			5				1												0%	83%	100%	100%	15/04/2011
Morocco	NPL Morocco, RRL Tunisia	26			1	17	4	4														8%	100%			15/04/2011
Oman	NPL Oman	19			3	15	1															11%	94%		100%	17/04/2011
Pakistan	RRL Pakistan	1260	89	7	134	870	160		26	22			16			40			1		10	12%	100%	99%	99%	16/04/2011
Palestine & UNRWA		5				5																0%	0%		80%	10/04/2011
Qatar	NPL Oman	1				1																0%	100%		100%	17/04/2011
Saudi Arabia	NPL Saudi Arabia, NPL Oman	70	1			59	9	1					1									0%	98%	100%	100%	17/04/2011
Somalia	NPL Kenya	59	6		6	36	3	9					3	1		2						13%	4%		100%	15/04/2011
Sudan	NPL Sudan, RRL Egypt	91	1		8	50	14	18														9%	49%			17/04/2011
South Sudan	NPL Kenya	90	4		10	49	5	24					1			3						16%	0%		90%	15/04/2011
Syria	NPL Syria, RRL Egypt	55	1		2	47	3	2														2%	98%			14/04/2011
Tunisia	RRL Tunisia	21				15	6															0%	100%		100%	15/04/2011
U.A.E	NPL Oman	8				8																0%	100%		100%	17/04/2011
Yemen	NPL Oman	72	2		15	55				1						1						23%	100%	100%	18%	17/04/2011
Total EMR 2011		2814	137	7	266	1993	337	78	27	36			25	2		58		1		12	2	10%	93%	99%	96%	
Total EMR 2010		11132	552	35	2049	8493		4	130	205			108	6	31	189		1		4	20	16%	94%	98%	97%	

* Specimens from all sources including non-AFP cases, excluding environmental samples

** This indicator reflects surveillance and laboratory activities

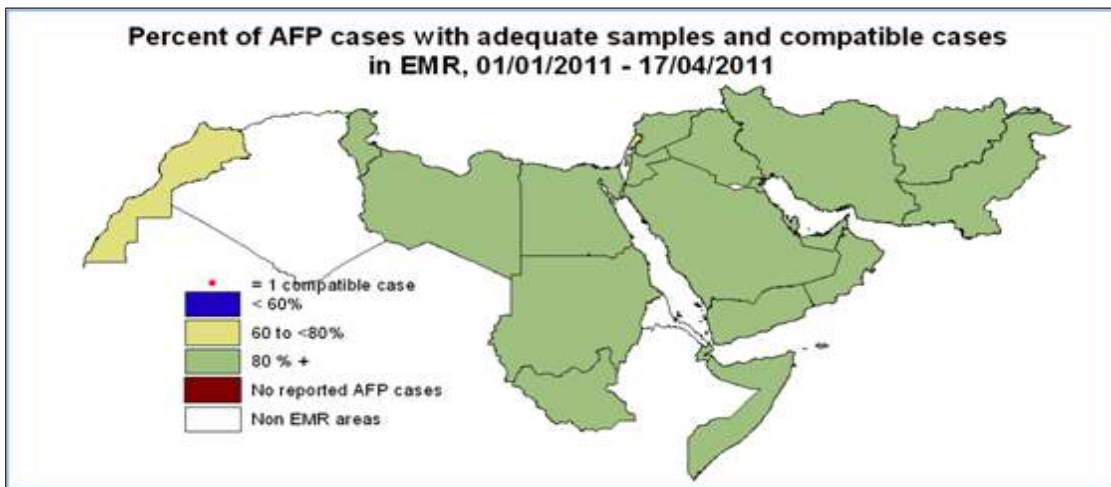
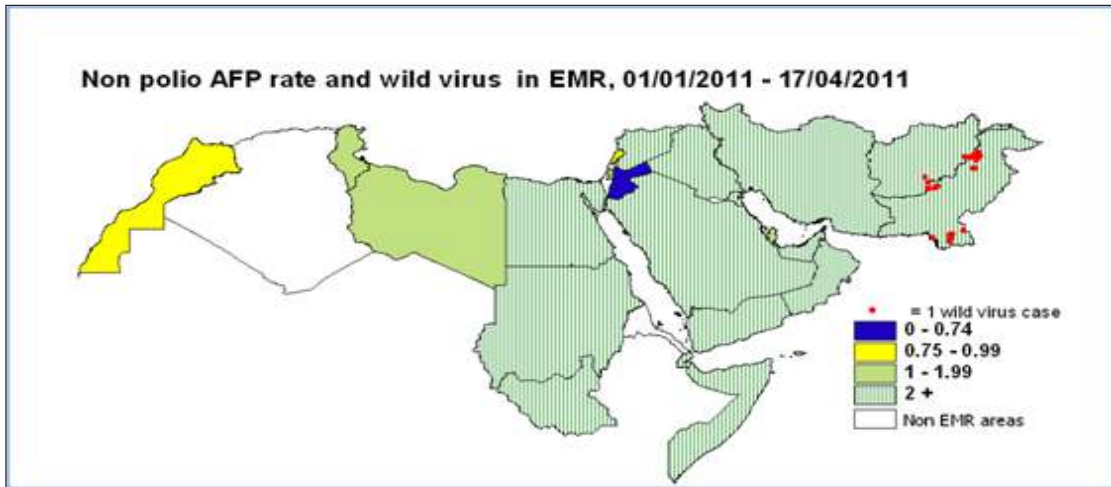
*** Environmental surveillance initiated in Egypt in September 2000 showed the following:

Year	2000	2001	2002	2003	2004	2005	2006	2007	2008	2009	2010	2011	Grand Total
Negative	52	55	136	299	469	499	492	458	444	481	415	94	3894
Pending												36	36
Wild	2	75	26	12	13	2			2		1		133
Grand Total	54	130	162	311	482	501	492	458	446	481	416	130	4063

In 2008, out of 446 samples, 2 positive for wild virus in Giza governorate (Al Haram Site) genomic sequence data indicate importation from Ethiopia / South Sudan & Cairo governorate (Al Haggana 2) genomic sequence data indicate nearest importation from India. In 2010, 1 positive sample for wild virus in Aswan governorate (Aswan City Site) genomic sequence data indicate nearest importation from Sudan.

****Environmental surveillance initiated in Pakistan in August 2009 showed the following:

Year	2009 Total					2010 Total					2011 Total													
	KHIBALDIA TOWN	KHIGADAP TOWN	KHIGULSHANE-IGBAL TOWN	LAHORE		KHIBALDIA TOWN	KHIGADAP TOWN	KHIGULSHANE-IGBAL TOWN	LAHORE	PESHAWAR	RAWALPINDI	QUETTA	MILTAN		KHIBALDIA TOWN	KHIGADAP TOWN	KHIGULSHANE-IGBAL TOWN	LAHORE	PESHAWAR	RAWALPINDI	QUETTA	MILTAN		
Negative	9	3	5	10		10	11	12	27	2	2	4	9		2	2	5	6	1	1	1	4	21	
Pending																								10
Wild	1	8	7	2		6	20	12	6	12	5	9	9		1	6	1	3	5	2	6	4	28	
Grand Total	10	11	12	12		16	31	24	33	14	7	13	18		156	3	11	7	11	7	3	7	59	

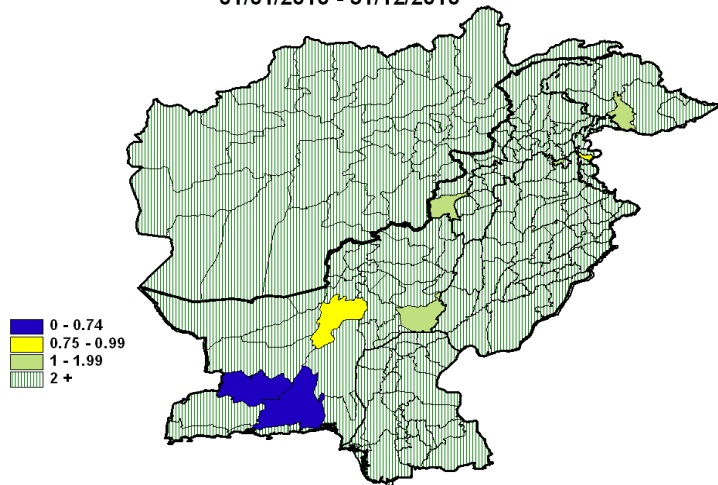


Wild polio cases by country and date of onset of paralysis in EMR, 2010-2011

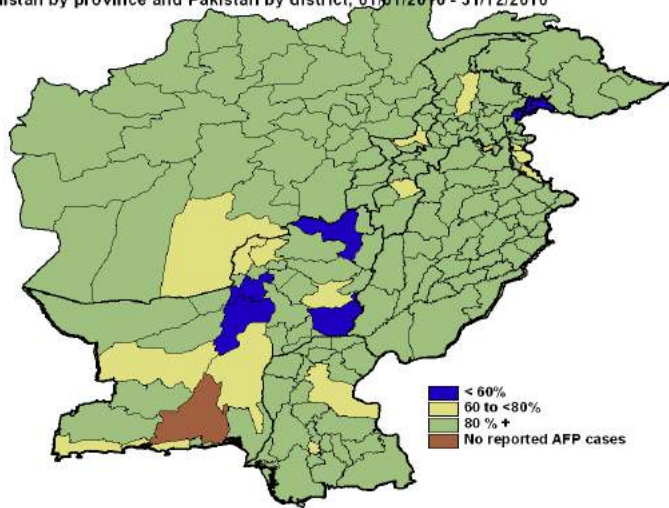
Year	COUNTRY	P1			P3			Total Count	First Case	Last Case
		Count	First Case	Last Case	Count	First Case	Last Case			
2010	AFG	17	08/01/2010	25/12/2010	8	06/01/2010	11/04/2010	25	06/01/2010	25/12/2010
	PAK	120	01/01/2010	30/12/2010	24	07/01/2010	18/11/2010	144	01/01/2010	30/12/2010
2010 Total		137	01/01/2010	30/12/2010	32	06/01/2010	18/11/2010	169	01/01/2010	30/12/2010
2011	AFG	1	11/01/2011	11/01/2011				1	11/01/2011	11/01/2011
	PAK	28	03/01/2011	01/04/2011				28	03/01/2011	01/04/2011
2011 Total		29	03/01/2011	01/04/2011				29	03/01/2011	01/04/2011



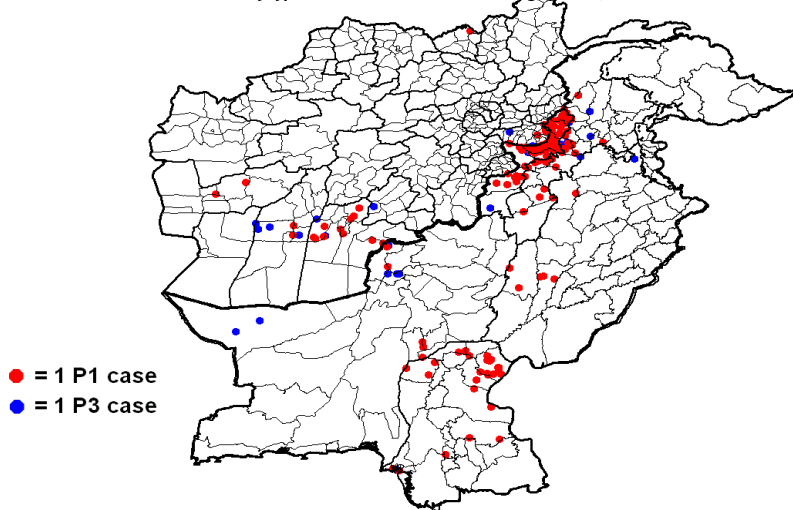
Non polio AFP rate in Afghanistan by province and Pakistan by district, 01/01/2010 - 31/12/2010



Percent of AFP cases with adequate samples in Afghanistan by province and Pakistan by district, 01/01/2010 - 31/12/2010



Wild virus cases by type and district in Pakistan and Afghanistan, 01/01/2010- 31/12/2010





Wild Polio cases by district and date of onset of paralysis, Afghanistan 2010

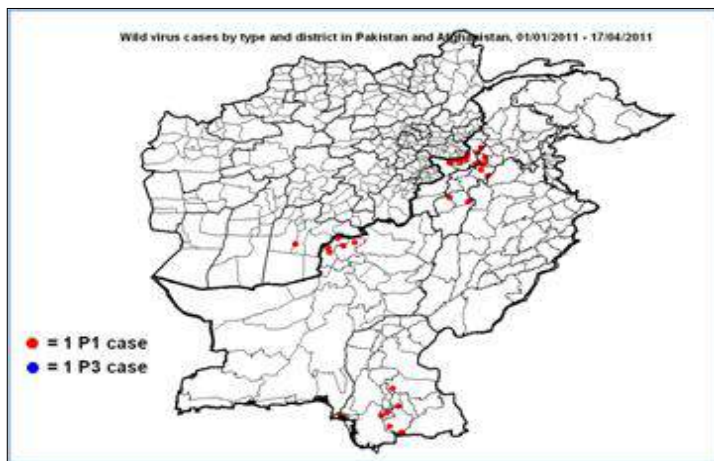
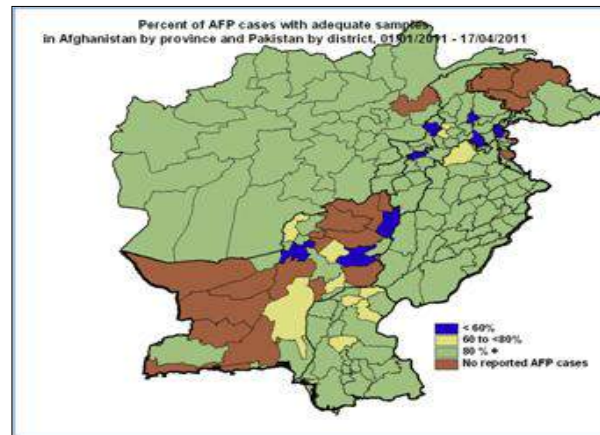
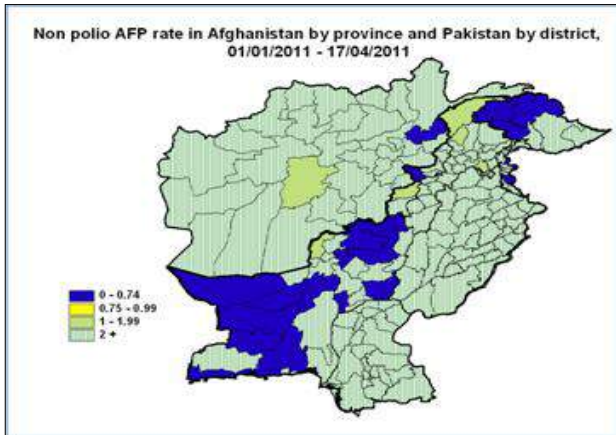
PROVINCE	DISTRICT	P1			P3		
		Count	First case	Last case	Count	First case	Last case
KUNDUZ	IMAM SAHIB	1	13/08/2010	13/08/2010			
FARAH	BALA BULUK	1	08/01/2010	08/01/2010			
	KHAKI SAFED	1	08/05/2010	08/05/2010			
NANGARHAR	SURKH ROD				1	08/04/2010	08/04/2010
	SHINWAR	1	15/05/2010	15/05/2010			
	LAL PUR	1	02/11/2010	02/11/2010			
KANDAHAR	KANDAHAR	2	25/08/2010	19/10/2010			
	MAYWAND	4	26/08/2010	11/10/2010	1	11/04/2010	11/04/2010
	SPIN BOLDAK	1	11/11/2010	11/11/2010			
	SHAH WALI KOT	3	23/05/2010	19/08/2010			
ZABUL	MIZAN				1	26/02/2010	26/02/2010
HILMAND	NAWAY_I_BARAKZAYI	1	01/11/2010	01/11/2010			
	NAD ALI				3	06/01/2010	27/02/2010
	SANGIN				1	24/01/2010	24/01/2010
	LASHKAR GAH	1	25/12/2010	25/12/2010	1	07/01/2010	07/01/2010
Grand Total		17	08/01/2010	25/12/2010	8	06/01/2010	11/04/2010

Bala Buluk P1 case (08/01/2010) was identified as wild by a positive contact with date of stool collection 10/01/2010
 Khaki Safed P1 case (08/05/2010) was identified as wild by a positive contact with date of stool collection 06/06/2010
 Maywand P1 case (26/08/2010) was identified as wild by a positive contact with date of stool collection 24/10/2010
 Kandahar P1 case (19/10/2010) was identified as wild by a positive contact with date of stool collection 02/11/2010

Wild Polio cases by district and date of onset of paralysis, Pakistan 2010

PROVINCE	DISTRICT	P1			P3		
		Count	First case	Last case	Count	First case	Last case
BALOCHISTAN	QUETTA				3	07/01/2010	17/02/2010
	PISHIN	1	29/12/2010	29/12/2010			
	CHAGHAI				2	09/03/2010	16/04/2010
	KABDULAH	2	30/04/2010	21/11/2010	1	08/04/2010	08/04/2010
	NSIRABAD	2	16/10/2010	26/11/2010			
PUNJAB	JAFARABAD	1	13/10/2010	13/10/2010			
	RAWALPINDI				1	24/06/2010	24/06/2010
	MIANWALI	1	21/09/2010	21/09/2010			
	DGKHAN	2	13/06/2010	01/09/2010			
SINDH	MUZFARGARH	3	26/08/2010	22/11/2010			
	HYDERABAD	1	03/09/2010	03/09/2010			
	SANGHAR	2	21/08/2010	06/10/2010			
	SUKKUR	1	26/09/2010	26/09/2010			
	GHOTKI	12	18/08/2010	25/10/2010			
	KHAIRPUR	2	21/09/2010	24/10/2010			
	SHIKARPUR	1	21/12/2010	21/12/2010			
	JACOBABAD	1	23/10/2010	23/10/2010			
	KASHMORE	1	28/09/2010	28/09/2010			
	KAMBAR	3	25/09/2010	25/10/2010			
	KHIGIQBAL				1	19/01/2010	19/01/2010
KHYBER PAKHTOON	KHIKORANGI	1	26/11/2010	26/11/2010			
	KHISITE	1	20/11/2010	20/11/2010			
	SWAT				1	05/02/2010	05/02/2010
	DIRUPPER	1	10/09/2010	10/09/2010			
	PESHAWAR	6	27/01/2010	15/11/2010	2	04/03/2010	25/05/2010
	CHARSADA	1	13/04/2010	13/04/2010			
	NOWSHERA	1	25/09/2010	25/09/2010			
	SWABI	1	19/09/2010	19/09/2010	1	16/06/2010	16/06/2010
	KOHAT	1	21/09/2010	21/09/2010	1	21/10/2010	21/10/2010
	HANGU	5	09/07/2010	23/12/2010			
	BANNU	1	12/10/2010	12/10/2010			
	LAKKIMRWT	3	24/04/2010	21/09/2010			
	FATA	TANK	1	10/12/2010	10/12/2010		
BAJOUR		9	01/01/2010	20/10/2010	2	12/01/2010	24/02/2010
KHYBER		25	27/02/2010	30/12/2010	8	24/05/2010	18/11/2010
KURRAM		4	13/07/2010	18/09/2010			
MOHMAND		13	15/04/2010	19/12/2010			
ORAKZAI		3	28/08/2010	28/09/2010			
WAZIR-N		7	07/04/2010	03/11/2010			
Grand Total		120	01/01/2010	30/12/2010	24	07/01/2010	18/11/2010

Khyber P3 case (22/10/2010) was identified as wild by a positive contact with date of stool collection 03/11/2010
 Hyderabad P1 case (03/09/2010) was identified as wild by a positive contact with date of stool collection 18/10/2010
 Jacobabad P1 case (23/10/2010) was identified as wild by a positive contact with date of stool collection 13/11/2010
 Kambar P1 case (25/09/2010) was identified as wild by a positive contact with date of stool collection 24/11/2010



* District RY Khan, Punjab Province, was identified as an infected district by isolating wild type P1 virus from a healthy child with date of stool collection 08/01/2011
 * District Nsirabad, Balochistan Province, was identified as an infected district by isolating wild type P1 virus from a healthy child with date of stool collection 26/01/2011

Wild Polio cases by district and date of onset of paralysis, Afghanistan 2011

		P1		
PROVINCE	DISTRICT	Count	First case	Last case
KANDAHAR	DAMAN	1	11/01/2011	11/01/2011
Grand Total		1	11/01/2011	11/01/2011

Wild Polio cases by district and date of onset of paralysis, Pakistan 2011

		P1		
PROVINCE	DISTRICT	Count	First case	Last case
BALOCHISTAN	PISHIN	2	19/02/2011	09/03/2011
	KABDULAH	3	02/03/2011	19/03/2011
SINDH	BADIN	2	22/02/2011	15/03/2011
	TMKHAN	2	18/02/2011	04/03/2011
	T.ALLAHYAR	1	21/01/2011	21/01/2011
	SANGHAR	1	20/01/2011	20/01/2011
	KHIORANGI	1	29/03/2011	29/03/2011
KHYBER PAKHTOON	PESHAWAR	2	16/01/2011	09/02/2011
	KOHAT	2	28/01/2011	12/02/2011
	LAKKIMRWT	2	09/03/2011	13/03/2011
FATA	KHYBER	7	15/01/2011	01/04/2011
	MOHMAND	2	03/01/2011	30/01/2011
	KURRAM	1	06/03/2011	06/03/2011
Grand Total		28	03/01/2011	01/04/2011

Sanghar P1 case (SD/32/11/005) was identified as wild by a positive contact with date of stool collection 26/01/2011
 Peshawar P1 case (NW/30/11/025) was identified as wild by a positive contact with date of stool collection 10/03/2011