



Table 1: Acute Flaccid Paralysis (AFP) cases by week of onset

Country	Reported AFP cases by week of onset - Week (10/11)/ Ending on : (13/03/11)														
	Total AFP 2009	Total AFP 2010	Total AFP to date, 2011	W 51 26 Dec 10	W 52 02 Jan 11	W 01 09 Jan 11	W 02 16 Jan 11	W 03 23 Jan 11	W 04 30 Jan 11	W 05 06 Feb 11	W 06 13 Feb 11	W 07 20 Feb 11	W 08 27 Feb 11	W 09 06 Mar 11	W 10 13 Mar 11
Afghanistan	1477	1572	278	30	25	29	28	27	44	35	22	29	28	23	3
Bahrain	7	10	1	1	1	0	0	1	0	0	0	0	0	0	
Djibouti	6	3	2	0	0	0	1	0	0	0	0	0	1	0	0
Egypt	1126	1151	183	29	30	29	28	17	13	21	11	20	13	14	6
Iran	548	622	108	17	17	16	13	9	13	16	6	8	8	7	4
Iraq	412	489	81	18	7	8	6	8	7	7	9	9	18	7	
Jordan ****	31	40	5	0	0	0	1	0	0	1	0	2	0	1	
Kuwait	25	24	3	0	0	0	1	0	1	0	0	1	0	0	0
Lebanon ****	8	20	2	0	0	0	0	1	0	1	0	0			
Libya	44	46	6	2	0	2	0	1	0	3	0	0			
Morocco	115	100	18	2	0	1	2	3	4	5	1	0	2		
Oman	19	33	15	1	0	1	4	0	3	4	2	0	0	1	0
Pakistan	5163	5382	709	88	95	76	95	96	86	107	74	79	48	20	
Palestine ****	18	15	4	1	0	2	0	0	0	1	1	0	0	0	
Qatar	4	5	1	0	0	0	0	0	0	0	0	0	1	0	0
Saudi Arabia	195	238	48	8	13	6	9	8	3	2	5	4	3	2	
Somalia	162	164	39	4	2	4	3	2	4	5	5	9	3	3	
Sudan	425	408	60	3	5	9	6	4	4	6	6	7	14	2	1
South Sudan	199	310	48	2	6	2	5	4	4	8	8	9	6	0	
Syria ****	203	194	41	2	9	3	9	4	3	3	8	3	3	0	
Tunisia	40	57	9	1	0	0	0	1	3	3	1	0	0	1	
U.A.E	17	18	6	0	0	0	0	1	1	0	3	0	0	1	0
Yemen	366	426	89	3	7	10	17	5	13	7	8	10	11	4	1
Total EMR	10610	11327	1756	212	217	198	228	192	206	235	170	190	159	86	15

No data = No report received

Table 2: Confirmed polio cases by month of onset

Country	Total year 2008	Total year 2009	13/03		Confirmed polio cases by month of onset											
			2010	2011	April 2010	May 2010	June 2010	July 2010	August 2010	September 2010	October 2010	November 2010	December 2010	January 2011	February 2011	March 2011
Afghanistan	38	25	7	1	2	3	0	1	5	1	2	3	1	1		
Bahrain	0	0	0	0	0	0	0	0	0	0	0	0	0	0	0	
Djibouti	0	0	0	0	0	0	0	0	0	0	0	0	0	0		
Egypt	0	0	0	0	0	0	0	0	0	0	0	0	0	0		
Iran	0	0	0	0	0	0	0	0	0	0	0	0	0	0		
Iraq	0	0	0	0	0	0	0	0	0	0	0	0	0	0		
Jordan ****	0	0	0	0	0	0	0	0	0	0	0	0	0	0		
Kuwait	0	0	0	0	0	0	0	0	0	0	0	0	0	0	0	
Lebanon ****	0	0	0	0	0	0	0	0	0	0	0	0	0	0	0	
Libya	0	0	0	0	0	0	0	0	0	0	0	0	0	0		
Morocco	0	0	0	0	0	0	0	0	0	0	0	0	0	0		
Oman	0	0	0	0	0	0	0	0	0	0	0	0	0	0	0	
Pakistan	89	144	12	15	8	5	6	6	15	41	29	15	7	8	6	1
Palestine ****	0	0	0	0	0	0	0	0	0	0	0	0	0	0	0	
Qatar	0	0	0	0	0	0	0	0	0	0	0	0	0	0	0	
Saudi Arabia	0	0	0	0	0	0	0	0	0	0	0	0	0	0	0	
Somalia	0	0	0	0	0	0	0	0	0	0	0	0	0	0	0	
Sudan	5	0	0	0	0	0	0	0	0	0	0	0	0	0	0	
South Sudan	40	0	0	0	0	0	0	0	0	0	0	0	0	0	0	
Syria ****	0	0	0	0	0	0	0	0	0	0	0	0	0	0	0	
Tunisia	0	0	0	0	0	0	0	0	0	0	0	0	0	0	0	
U.A.E	0	0	0	0	0	0	0	0	0	0	0	0	0	0	0	
Yemen	0	0	0	0	0	0	0	0	0	0	0	0	0	0	0	
Total EMR	172	169	19	16	10	8	6	7	20	42	31	18	8	9	6	1

**** UNRWA cases are included with those of country of residence



Table 3: Investigation of AFP cases with paralysis onset in 2010 & 2011 (up to week 10 ending 13 March 2011)

COUNTRY	2010												2011												Latest line List Date
	AFP									Specimen	Wild isolates		AFP									Specimen	Wild isolates		
	Total AFP cases onset 2010	Case classification					Non polio AFP rate **	AFP cases pending classification > 90 days from onset of paralysis	AFP cases pending classification and lab > 90 days from onset of paralysis	% with *** adequate specimens	Wild P1 Poliovirus	Wild P3 Poliovirus	Total AFP cases onset 2011	Case classification					Non polio AFP rate **	AFP cases pending classification > 90 days from onset of paralysis	AFP cases pending classification and lab > 90 days from onset of paralysis	% with *** adequate specimens	Wild P1 Poliovirus	Wild P3 Poliovirus	
		Total Confirmed Polio Cases *	Polio Compatible	Pending Classification	Discarded (non polio AFP)	VDPV								Total Confirmed Polio Cases *	Polio Compatible	Pending Classification	Discarded (non polio AFP)	VDPV							
Afghanistan	1572	25	5	5	1532	5	9.08	3	3	92.62	17	8	278	1	0	73	203	1	8.07	0	0	96.04	1	0	13/03/2011
Bahrain	10	0	0	0	10	0	4.87	0	0	80.00	0	0	1	0	0	1	0	0	2.47	0	0	100.00	0	0	06/03/2011
Djibouti	3	0	0	2	1	0	1.23	2	0	33.33	0	0	2	0	0	2	0	0	3.52	0	0	100.00	0	0	13/03/2011
Egypt	1151	0	0	0	1151	0	3.73	0	0	94.87	0	0	183	0	0	90	93	0	3.02	0	0	79.78	0	0	10/03/2011
Iran	622	0	0	0	622	0	3.51	0	0	90.68	0	0	108	0	0	67	41	0	3.1	0	0	63.89	0	0	13/03/2011
Iraq	489	0	0	0	489	0	3.41	0	0	86.91	0	0	81	0	0	33	48	0	2.87	0	0	96.30	0	0	10/03/2011
Jordan	40	0	0	0	40	0	1.76	0	0	95.00	0	0	5	0	0	5	0	0	1.09	0	0	100.00	0	0	10/03/2011
Kuwait	24	0	0	0	24	0	3.33	0	0	100.00	0	0	3	0	0	0	3	0	2.04	0	0	100.00	0	0	13/03/2011
Lebanon	20	0	0	0	20	0	1.81	0	0	45.00	0	0	2	0	0	2	0	0	0.92	0	0	50.00	0	0	26/02/2011
Libya	46	0	0	0	46	0	2.25	0	0	100.00	0	0	6	0	0	5	1	0	1.49	0	0	100.00	0	0	19/02/2011
Morocco	100	0	0	0	100	0	1.01	0	0	78.00	0	0	18	0	0	9	9	0	0.92	0	0	61.11	0	0	05/03/2011
Oman	33	0	0	0	33	0	4.28	0	0	87.88	0	0	15	0	0	1	14	0	9.86	0	0	100.00	0	0	13/03/2011
Pakistan	5382	144	19	43	5176	0	6.33	25	9	88.48	120	24	709	15	0	161	533	0	4.25	0	0	91.82	15	0	12/03/2011
Palestine	15	0	0	0	15	0	0.95	0	0	100.00	0	0	4	0	0	3	1	0	1.26	0	0	100.00	0	0	06/03/2011
Qatar	5	0	0	0	5	0	2.14	0	0	80.00	0	0	1	0	0	1	0	0	2.18	0	0	100.00	0	0	13/03/2011
Saudi Arabia	238	0	0	0	238	0	2.82	0	0	97.06	0	0	48	0	0	44	4	0	2.82	0	0	97.92	0	0	09/03/2011
Somalia	164	0	0	0	160	4	3.38	0	0	99.39	0	0	39	0	0	20	19	0	3.94	0	0	97.44	0	0	11/03/2011
Sudan	408	0	0	0	408	0	2.80	0	0	97.30	0	0	60	0	0	15	45	0	2.06	0	0	100.00	0	0	13/03/2011
South Sudan	310	0	2	4	304	0	4.06	2	1	92.26	0	0	48	0	0	31	17	0	3.21	0	0	85.42	0	0	11/03/2011
Syria	194	0	0	0	193	1	2.02	0	0	95.36	0	0	41	0	0	14	27	0	2.08	0	0	92.68	0	0	10/03/2011
Tunisia	57	0	0	0	57	0	2.18	0	0	92.98	0	0	9	0	0	8	1	0	1.79	0	0	100.00	0	0	11/03/2011
U.A.E	18	0	0	0	18	0	1.78	0	0	100.00	0	0	6	0	0	4	2	0	3.01	0	0	100.00	0	0	13/03/2011
Yemen	426	0	0	1	425	0	3.86	1	1	96.48	0	0	89	0	0	88	1	0	4.09	0	0	93.26	0	0	13/03/2011
EMR	11327	169	26	55	11067	10	4.62	33	14	90.89	137	32	1756	16	0	677	1062	1	3.63	0	0	90.09	16	0	
2009	10610	172	29	0	10401	8	4.40	0	0	91.06	122	52													

* Confirmed polio cases refer to wild isolation from AFP cases or from contacts of negative index AFP cases

** Non-polio AFP per 100,000 children <15 years

*** Adequate here refers to two stool specimens collected at least 24 hours apart, within 14 days of paralysis of onset

**** AFP cases co infected with P1 and P3 are counted separately as wild isolates



Table 4: Investigation of contacts of AFP cases with paralysis onset in 2011 (up to week 10 ending 13/03/ 2011)

Country	No. of AFP cases	No. of eligible AFP cases for contact sampling*	% of eligible AFP cases with contact samplings	% of eligible AFP cases with 3+ contacts	Total number of Contacts**	% of contacts under 5 years	% of contacts with specimens collected within 7 days of notification of index	% Contact specimens in lab within 3 days of collection	% Contact specimens positive for NPEV	% Contact specimens positive for Sabin like virus	No. of contacts positive for wild virus	% of wild polio virus isolation from contacts	No. of Contacts positive for VDPVs	No. of index AFP cases identified positive by contact	No. of district identified infected from contacts
Afghanistan	278	11	81.8	81.8	68	95.6	63.2	48.0	6.0	4.0	0	0.0	0	0	0
Bahrain	1	0			0						0		0	0	0
Djibouti	2	0			0						0		0	0	0
Egypt	183	40	35.0	35.0	72	79.2	62.5	69.0	0.0	0.0	0	0.0	0	0	0
Iran	108	39	0.0	0.0	0						0		0	0	0
Iraq	81	3	66.7	66.7	12	58.3	75.0				0		0	0	0
Jordan	5	0			0						0		0	0	0
Kuwait	3	0			1	100.0	100.0	100.0	0.0	0.0	0	0.0	0	0	0
Lebanon	2	1	0.0	0.0	0						0		0	0	0
Libya	6	0			0						0		0	0	0
Morocco	18	7	0.0	0.0	0						0		0	0	0
Oman	15	0			22	95.5	77.3	100.0	22.7	9.1	0	0.0	0	0	0
Pakistan	709	58	81.0	79.3	158	94.9	67.1	80.0	12.6	4.4	2	1.5	1	1	1
Palestine	4	0			0						0		0	0	0
Qatar	1	0			0						0		0	0	0
Saudi Arabia	48	1	0.0	0.0	0						0		0	0	0
Somalia	39	1	100.0	100.0	107	88.8	100.0	10.3	8.6	6.9	0	0.0	0	0	0
Sudan	60	0			38	81.6	73.7	40.9	4.5	0.0	0	0.0	0	0	0
South Sudan	48	7	85.7	71.4	124	79.8	88.7	0.0	12.2	0.0	0	0.0	0	0	0
Syria	41	3	100.0	100.0	20	80.0	40.0	70.6	0.0	0.0	0	0.0	0	0	0
Tunisia	9	0			0						0		0	0	0
U.A.E.	6	0			0						0		0	0	0
Yemen	89	6	100.0	100.0	33	69.7	54.5				0		0	0	0
Grand Total 2011	1756	177	49.7	48.6	655	86.3	75.1	52.7	9.7	3.7	2	0.5	7	1	1
Grand Total 2010	11327	1058	80.3	75.8	5098	83.2	71.7	53.5	18.9	3.3	13	0.3	7	8	4

* Eligible refers to AFP cases with inadequate stool specimens

** Total number of contacts from eligible AFP cases and from other AFP cases as per with country criteria for contact sampling

Last wild contacts in EMRO, 01/01/2010-13/03/2011

Year	Country	Data	Count of wild contacts	Date of Most Recent stool collection
2010	Pakistan		6	24/11/2010
	Afghanistan		7	02/11/2010
2011	Pakistan		2	23/02/2011
Grand Total			15	23/02/2011



Table 5: Laboratory investigation of AFP cases with paralysis onset in 2011 (up to week 10 ending 13 March 2011)

Country	Polio laboratories Sequencing performed by CDC and RIVM laboratories	AFP cases with specimens	Preliminary virus isolation results of AFP cases						Poliovirus intratypic differentiation results #										Indicators				Latest report Date					
			Referred for ITD		NPEV only	Negative	Pending		Type 1			Type 2			Type 3			Discordant pending sequence	NPEV by PCR	Non-EV	Pending ITD	% specimens positive for NPEV*		% AFP cases with culture results within 14 days	% AFP cases with ITD results within 7 days	% AFP cases with ITD results within 45 days of onset**		
			L20B+	L20B+&NPEV			received < / = 14 days	received > 14 days ago	Wild	Sabin	VDPV	Wild	Sabin	VDPV	Wild	Sabin	VDPV											
Afghanistan	RRL Pakistan	261	6		25	184	46		1	2		1	1	2							9%	100%	100%	100%	12/03/2011			
Bahrain	PNL Oman	1				1															0%	100%		100%	13/03/2011			
Djibouti	NPL Kenya	2					1	1																	13/03/2011			
Egypt***	RRL Egypt	174	3		12	141	18							1					2		7%	83%	100%	99%	13/03/2011			
Iran	NPL Iran	94	1			88	5							1							0%	100%	100%	100%	13/03/2011			
Iraq	NPL Iraq, RRL Egypt	82	1		11	38	31	1													22%	100%			10/03/2011			
Jordan	NPL Jordan, RRL Tunisia	5				3	2														0%	100%			10/03/2011			
Kuwait	RRL Kuwait	4				4															0%	100%		100%	06/03/2011			
Lebanon	RRL Egypt																								13/03/2011			
Libya	RRL Tunisia	6	1			5				1											0%	83%	100%	100%	11/03/2011			
Morocco	NPL Morocco, RRL Tunisia	18				8	6	4													8%	100%			11/03/2011			
Oman	NPL Oman	14			1	13															10%	93%		100%	13/03/2011			
Pakistan	RRL Pakistan	777	49	1	60	552	116	1	14	11				3					3	1	9%	100%	98%	100%	12/03/2011			
Palestine & UNRWA		4				3		1													0%	0%		67%	06/03/2011			
Qatar	NPL Oman																								13/03/2011			
Saudi Arabia	NPL Saudi Arabia, NPL Oman	52	1			40	11							1							0%	100%	100%	100%	13/03/2011			
Somalia	NPL Kenya	39	3		2	15	7	13						2							10%	5%		100%	11/03/2011			
Sudan	NPL Sudan, RRL Egypt	60			3	32	15	10													6%	83%			13/03/2011			
South Sudan	NPL Kenya	48			2	16	3	27													11%	0%		94%	11/03/2011			
Syria	NPL Syria, RRL Egypt	34				27	3	4													0%	100%			10/03/2011			
Tunisia	RRL Tunisia	13				8	5														0%	100%		100%	11/03/2011			
U.A.E	NPL Oman	5				5															0%	100%		100%	13/03/2011			
Yemen	NPL Oman	35			6	19	10														22%	100%		4%	13/03/2011			
Total EMR 2011		1728	65	1	122	1202	279	62	15	14				8	1	27				3	3	8%	95%	98%	98%			
Total EMR 2010		11132	549	35	2048	8494	2	9	130	204				107	5	31	188			2	4	20	1	16%	94%	98%	97%	

* Specimens from all sources including non-AFP cases, excluding environmental samples

** This indicator reflects surveillance and laboratory activities

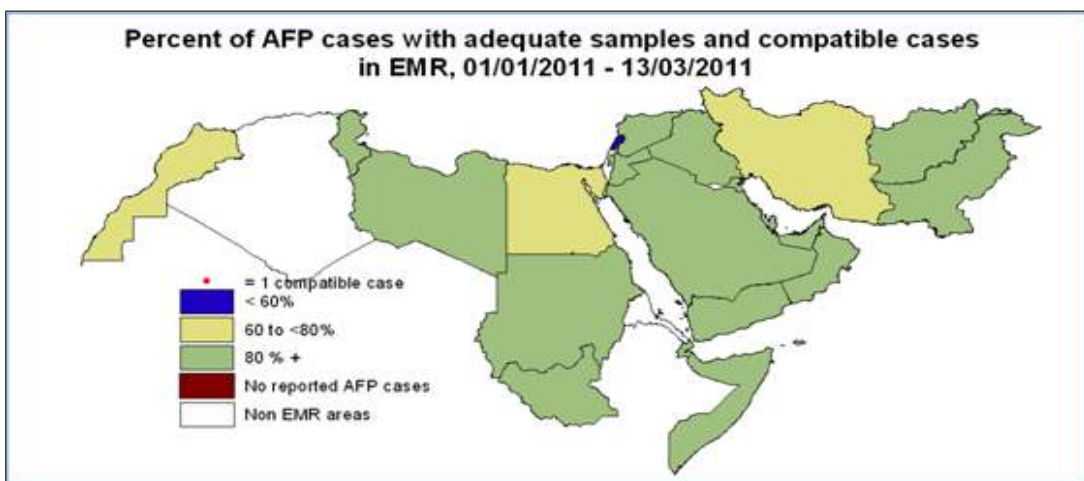
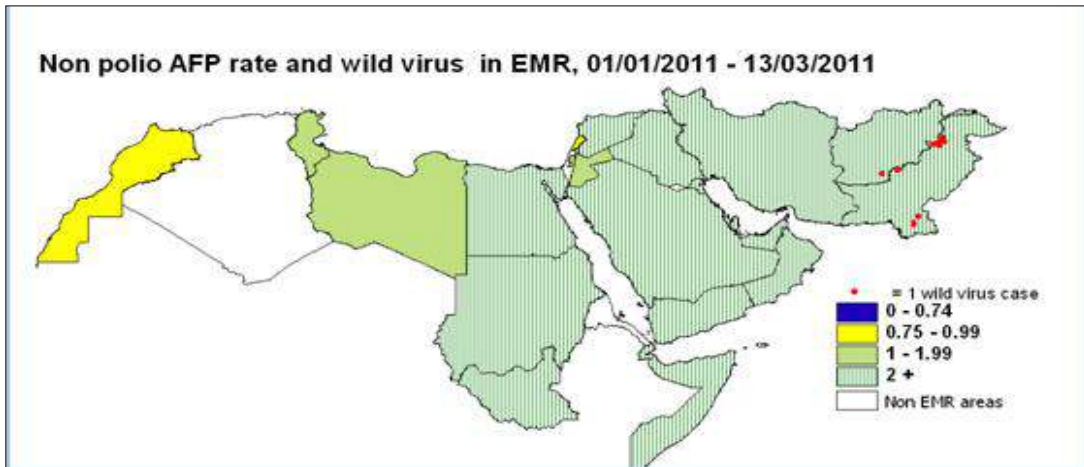
*** Environmental surveillance initiated in Egypt in September 2000 showed the following:

Year	2000	2001	2002	2003	2004	2005	2006	2007	2008	2009	2010	2011	Grand Total
Negative	52	55	136	299	469	499	492	458	444	481	416	48	3849
Pending												36	36
Wild	2	75	26	12	13	2			2				132
Grand Total	54	130	162	311	482	501	492	458	446	481	416	84	4017

In 2008, out of 446 samples, 2 positive for wild virus in Giza governorate (Al Haram Site) genomic sequence data indicate importation from Ethiopia / South Sudan & Cairo governorate (Al Haggana 2) genomic sequence data indicate nearest importation from India

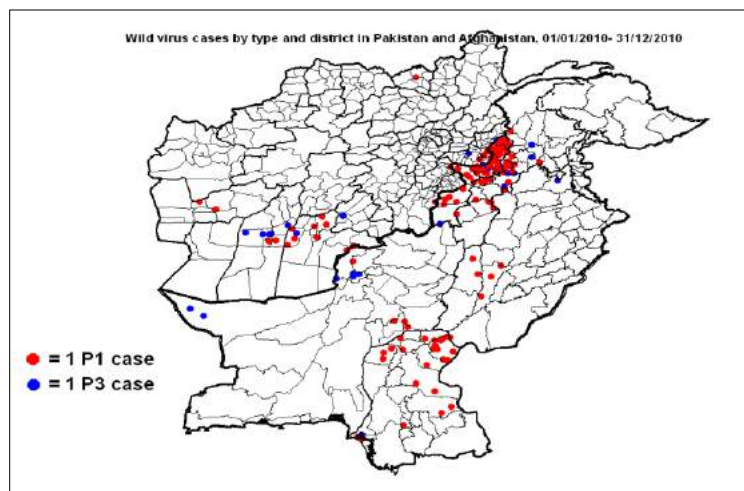
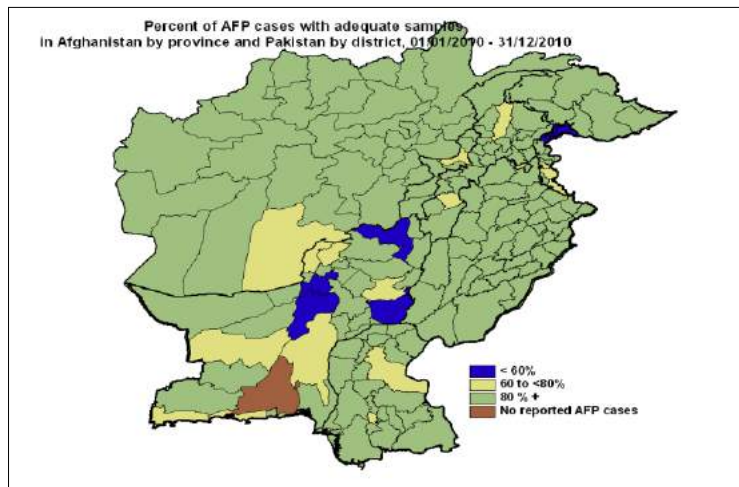
****Environmental surveillance initiated in Pakistan in August 2009 showed the following:

Year	2009					2009 Total	2010								2010 Total	2011					2011 Total	
Status	KHIBALDIA TOWN	KHIGADAP TOWN	KHIGULSHAN-E-ISBALTOWN	LAHORE	LAHORE	KHIBALDIA TOWN	KHIGADAP TOWN	KHIGULSHAN-E-ISBALTOWN	LAHORE	PESHAWAR	RAWALPINDI	QUETTA	MULLTAN	KHIBALDIA TOWN	KHIGADAP TOWN	KHIGULSHAN-E-ISBALTOWN	LAHORE	PESHAWAR	RAWALPINDI	QUETTA	MULLTAN	
Negative pending	9	3	5	10	27	10	11	12	27	2	2	4	9	77	2	4	4	1	1	1	2	12
Wild	1	8	7	2	18	6	20	12	6	12	5	9	9	79	5	2	4	1	3	3	18	
Grand Total	10	11	12	12	45	16	31	24	33	14	7	13	18	156	7	6	7	5	2	4	7	39



Wild polio cases by country and date of onset of paralysis in EMR, 2010-2011

Year	COUNTRY	P1			P3			Total Count	First Case	Last Case
		Count	First Case	Last Case	Count	First Case	Last Case			
2010	AFG	17	08/01/2010	25/12/2010	8	06/01/2010	11/04/2010	25	06/01/2010	25/12/2010
	PAK	120	01/01/2010	30/12/2010	24	07/01/2010	18/11/2010			
2010 Total		137	01/01/2010	30/12/2010	32	06/01/2010	18/11/2010	169	01/01/2010	30/12/2010
2011	AFG	1	11/01/2011	11/01/2011				1	11/01/2011	11/01/2011
	PAK	15	03/01/2011	02/03/2011				15	03/01/2011	02/03/2011
2011 Total		16	03/01/2011	02/03/2011				16	03/01/2011	02/03/2011





Wild Polio cases by district and date of onset of paralysis, Afghanistan 2010

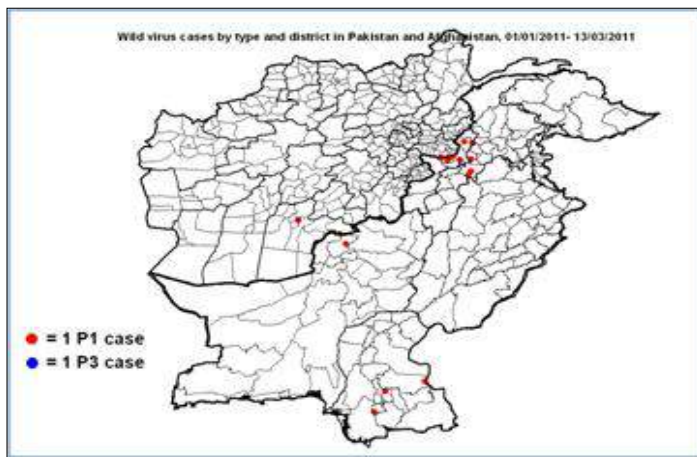
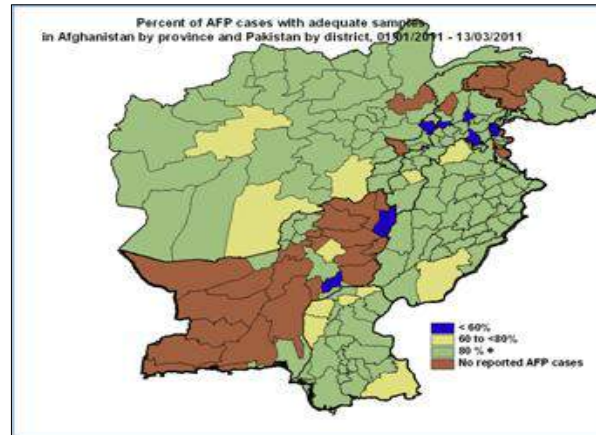
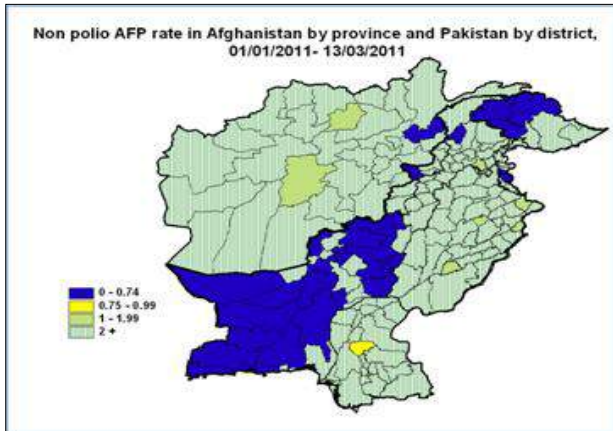
PROVINCE	DISTRICT	P1			P3		
		Count	First case	Last case	Count	First case	Last case
KUNDUZ	IMAM SAHIB	1	13/08/2010	13/08/2010			
FARAH	BALA BULUK	1	08/01/2010	08/01/2010			
	KHAKI SAFED	1	08/05/2010	08/05/2010			
NANGARHAR	SURKH ROD				1	08/04/2010	08/04/2010
	SHINWAR	1	15/05/2010	15/05/2010			
	LAL PUR	1	02/11/2010	02/11/2010			
KANDAHAR	KANDAHAR	2	25/08/2010	19/10/2010			
	MAYWAND	4	26/08/2010	11/10/2010	1	11/04/2010	11/04/2010
	SPIN BOLDAK	1	11/11/2010	11/11/2010			
	SHAH WALI KOT	3	23/05/2010	19/08/2010			
ZABUL	MIZAN				1	26/02/2010	26/02/2010
HILMAND	NAWAY_I_BARAKZAYI	1	01/11/2010	01/11/2010			
	NAD ALI				3	06/01/2010	27/02/2010
	SANGIN				1	24/01/2010	24/01/2010
	LASHKAR GAH	1	25/12/2010	25/12/2010	1	07/01/2010	07/01/2010
Grand Total		17	08/01/2010	25/12/2010	8	06/01/2010	11/04/2010

Bala Buluk P1 case (08/01/2010) was identified as wild by a positive contact with date of stool collection 10/01/2010
 Khaki Safed P1 case (08/05/2010) was identified as wild by a positive contact with date of stool collection 06/06/2010
 Maywand P1 case (26/08/2010) was identified as wild by a positive contact with date of stool collection 24/10/2010
 Kandahar P1 case (19/10/2010) was identified as wild by a positive contact with date of stool collection 02/11/2010

Wild Polio cases by district and date of onset of paralysis, Pakistan 2010

PROVINCE	DISTRICT	P1			P3			
		Count	First case	Last case	Count	First case	Last case	
BALOCHISTAN	QUETTA				3	07/01/2010	17/02/2010	
	PISHIN	1	29/12/2010	29/12/2010				
	CHAGHAI				2	09/03/2010	16/04/2010	
	KABDULAH	2	30/04/2010	21/11/2010	1	08/04/2010	08/04/2010	
	NSIRABAD	2	16/10/2010	26/11/2010				
	JAFARABAD	1	13/10/2010	13/10/2010				
PUNJAB	RAWALPINDI				1	24/06/2010	24/06/2010	
	MIANWALI	1	21/09/2010	21/09/2010				
	DGKHAN	2	13/06/2010	01/09/2010				
	MUZFARGARH	3	26/08/2010	22/11/2010				
SINDH	HYDERABAD	1	03/09/2010	03/09/2010				
	SANGHAR	2	21/08/2010	06/10/2010				
	SUKKUR	1	26/09/2010	26/09/2010				
	GHOTKI	12	18/08/2010	25/10/2010				
	KHAIRPUR	2	21/09/2010	24/10/2010				
	SHIKARPUR	1	21/12/2010	21/12/2010				
	JACOBABAD	1	23/10/2010	23/10/2010				
	KASHMORE	1	28/09/2010	28/09/2010				
	KAMBAR	3	25/09/2010	25/10/2010				
	KHIGIQBAL				1	19/01/2010	19/01/2010	
		KHIKORANGI	1	26/11/2010	26/11/2010			
	KHISITE	1	20/11/2010	20/11/2010				
KHYBER PAKHTOON	SWAT				1	05/02/2010	05/02/2010	
	DIRUPPER	1	10/09/2010	10/09/2010				
	PESHAWAR	6	27/01/2010	15/11/2010	2	04/03/2010	25/05/2010	
	CHARSADA	1	13/04/2010	13/04/2010				
	NOWSHERA	1	25/09/2010	25/09/2010				
	SWABI	1	19/09/2010	19/09/2010	1	16/06/2010	16/06/2010	
	KOHAT	1	21/09/2010	21/09/2010	1	21/10/2010	21/10/2010	
	HANGU	5	09/07/2010	23/12/2010				
	BANNU	1	12/10/2010	12/10/2010				
	LAKKIMRWT	3	24/04/2010	21/09/2010				
		TANK	1	10/12/2010	10/12/2010			
FATA	BAJOUR	9	01/01/2010	20/10/2010	2	12/01/2010	24/02/2010	
	KHYBER	25	27/02/2010	30/12/2010	8	24/05/2010	18/11/2010	
	KURRAM	4	13/07/2010	18/09/2010				
	MOHMAND	13	15/04/2010	19/12/2010				
	ORAKZAI	3	28/08/2010	28/09/2010				
	WAZIR-N	7	07/04/2010	03/11/2010				
		WAZIR-S				1	20/07/2010	20/07/2010
	Grand Total		120	01/01/2010	30/12/2010	24	07/01/2010	18/11/2010

Khyber P3 case (22/10/2010) was identified as wild by a positive contact with date of stool collection 03/11/2010
 Hyderabad P1 case (03/09/2010) was identified as wild by a positive contact with date of stool collection 18/10/2010
 Jacobabad P1 case (23/10/2010) was identified as wild by a positive contact with date of stool collection 13/11/2010
 Kambar P1 case (25/09/2010) was identified as wild by a positive contact with date of stool collection 24/11/2010



* District RY Khan, Punjab Province, was identified as an infected district by isolating wild type P1 virus from a healthy child with date of stool collection 08/01/2011
 * District Nsirabad, Balochistan Province, was identified as an infected district by isolating wild type P1 virus from a healthy child with date of stool collection 26/01/2011

Wild Polio cases by district and date of onset of paralysis, Afghanistan 2011

PROVINCE	DISTRICT	P1		
		Count	First case	Last case
KANDAHAR	DAMAN	1	11/01/2011	11/01/2011
Grand Total		1	11/01/2011	11/01/2011

Wild Polio cases by district and date of onset of paralysis, Pakistan 2011

PROVINCE	DISTRICT	P1		
		Count	First case	Last case
BALOCHISTAN	PISHIN	1	19/02/2011	19/02/2011
	KABDULAH	1	02/03/2011	02/03/2011
SINDH	TMKHAN	1	18/02/2011	18/02/2011
	T.ALLAHYAR	1	21/01/2011	21/01/2011
	SANGHAR	1	20/01/2011	20/01/2011
KHYBER PAKHTOON	PESHAWAR	1	16/01/2011	16/01/2011
	KOHAT	2	28/01/2011	12/02/2011
FATA	KHYBER	5	15/01/2011	11/02/2011
	MOHMAND	2	03/01/2011	30/01/2011
Grand Total		15	03/01/2011	02/03/2011

Sanghar P1 case (SD/32/11/005) was identified as wild by a positive contact with date of stool collection 26/01/2011