



Table 1: Acute Flaccid Paralysis (AFP) cases by week of onset

Country	Reported AFP cases by week of onset - Week (07/11)/ Ending on : (20/02/11)														
	Total AFP 2009	Total AFP 2010	Total AFP to date, 2010	W48 05 Dec 10	W49 12 Dec 10	W 50 19 Dec 10	W 51 26 Dec 10	W 52 02 Jan 11	W 01 09 Jan 11	W 02 16 Jan 11	W 03 23 Jan 11	W 04 30 Jan 11	W 05 06 Feb 11	W 06 13 Feb 11	W 07 20 Feb 11
Afghanistan	1477	1569	194	20	32	25	30	25	29	28	28	43	35	16	5
Bahrain	7	10	1	0	0	0	1	1	0	0	1	0	0	0	0
Djibouti	6	3	1	0	0	0	0	0	0	1	0	0	0	0	0
Egypt	1126	1150	129	19	19	27	29	30	29	28	17	13	20	8	3
Iran	548	622	78	13	18	14	17	17	16	13	9	13	15	3	0
Iraq	412	489	40	10	19	7	18	7	8	6	8	7	7	2	0
Jordan ****	31	40	2	2	1	2	0	0	0	1	0	0	1	0	0
Kuwait	25	24	2	2	1	0	0	0	0	1	0	1	0	0	0
Lebanon ****	8	20	1	0	0	0	0	0	0	0	1	0	0	0	0
Libya	44	46	6	2	3	2	2	0	2	0	1	0	3	0	0
Morocco	115	100	12	7	4	1	2	0	1	2	3	3	3	0	0
Oman	19	33	12	2	1	1	1	0	1	4	0	3	4	0	0
Pakistan	5163	5371	431	104	86	78	87	94	74	88	86	72	64	18	1
Palestine ****	18	15	3	0	0	2	1	0	2	0	0	0	1	0	0
Qatar	4	5	0	0	0	0	0	0	0	0	0	0	0	0	0
Saudi Arabia	195	238	36	5	7	6	8	13	6	8	8	3	2	3	0
Somalia	162	164	22	5	6	1	4	2	4	3	2	4	5	3	0
Sudan	425	408	31	7	8	5	3	5	9	6	4	4	6	1	0
South Sudan	199	310	21	8	7	2	2	6	1	3	4	3	4	4	0
Syria ****	203	194	27	2	4	10	2	8	3	9	4	3	2	2	0
Tunisia	40	57	7	6	2	1	1	0	0	0	1	3	3	0	0
U.A.E	17	18	4	0	0	1	0	0	0	0	1	1	0	2	0
Yemen	366	429	63	6	7	9	3	7	10	17	5	13	7	7	1
Total EMR	10610	11315	1123	220	225	194	211	215	195	218	183	189	182	69	10

No data = No report received

Table 2: Confirmed polio cases by month of onset

Country	Total year 2008	Total year 2009	20/02		Confirmed polio cases by month of onset											
			2010	2011	March 2010	April 2010	May 2010	June 2010	July 2010	August 2010	September 2010	October 2010	November 2010	December 2010	January 2011	February 2011
Afghanistan	38	25	5	1	0	2	3	0	1	5	1	2	3	1	1	
Bahrain	0	0	0	0	0	0	0	0	0	0	0	0	0	0	0	
Djibouti	0	0	0	0	0	0	0	0	0	0	0	0	0	0	0	
Egypt	0	0	0	0	0	0	0	0	0	0	0	0	0	0	0	
Iran	0	0	0	0	0	0	0	0	0	0	0	0	0	0	0	
Iraq	0	0	0	0	0	0	0	0	0	0	0	0	0	0	0	
Jordan ****	0	0	0	0	0	0	0	0	0	0	0	0	0	0	0	
Kuwait	0	0	0	0	0	0	0	0	0	0	0	0	0	0	0	
Lebanon ****	0	0	0	0	0	0	0	0	0	0	0	0	0	0	0	
Libya	0	0	0	0	0	0	0	0	0	0	0	0	0	0	0	
Morocco	0	0	0	0	0	0	0	0	0	0	0	0	0	0	0	
Oman	0	0	0	0	0	0	0	0	0	0	0	0	0	0	0	
Pakistan	89	144	8	8	2	8	5	6	6	15	41	29	15	7	7	1
Palestine ****	0	0	0	0	0	0	0	0	0	0	0	0	0	0	0	
Qatar	0	0	0	0	0	0	0	0	0	0	0	0	0	0	0	
Saudi Arabia	0	0	0	0	0	0	0	0	0	0	0	0	0	0	0	
Somalia	0	0	0	0	0	0	0	0	0	0	0	0	0	0	0	
Sudan	5	0	0	0	0	0	0	0	0	0	0	0	0	0	0	
South Sudan	40	0	0	0	0	0	0	0	0	0	0	0	0	0	0	
Syria ****	0	0	0	0	0	0	0	0	0	0	0	0	0	0	0	
Tunisia	0	0	0	0	0	0	0	0	0	0	0	0	0	0	0	
U.A.E	0	0	0	0	0	0	0	0	0	0	0	0	0	0	0	
Yemen	0	0	0	0	0	0	0	0	0	0	0	0	0	0	0	
Total EMR	172	169	13	9	2	10	8	6	7	20	42	31	18	8	8	1

**** UNRWA cases are included with those of country of residence



Table 3: Investigation of AFP cases with paralysis onset in 2010 & 2011 (up to week 07 ending 20 Feb 2011)

COUNTRY	2010											2011											Latest line List Date		
	AFP									Specimen	Wild isolates		AFP									Specimen		Wild isolates	
	Total AFP cases onset 2009	Case classification					Non polio AFP rate **	AFP cases pending classification > 90 days from onset of paralysis	AFP cases pending classification and lab > 90 days from onset of paralysis	% with *** adequate specimens	Wild P1 Poliovirus	Wild P3 Poliovirus	Total AFP cases onset 2010	Case classification					Non polio AFP rate **	AFP cases pending classification > 90 days from onset of paralysis	AFP cases pending classification and lab > 90 days from onset of paralysis	% with *** adequate specimens		Wild P1 Poliovirus	Wild P3 Poliovirus
		Total Confirmed Polio Cases *	Polio Compatible	Pending Classification	Discarded (non polio AFP)	VDPV								Total Confirmed Polio Cases *	Polio Compatible	Pending Classification	Discarded (non polio AFP)	VDPV							
Afghanistan	1569	25	5	12	1522	5	9.07	2	0	92.80	17	8	194	1	0	79	114	0	7.93	0	0	95.88	1	0	20/02/2011
Bahrain	10	0	0	2	8	0	4.87	0	0	80.00	0	0	1	0	0	1	0	0	3.48	0	0	100.00	0	0	20/02/2011
Djibouti	3	0	0	1	2	0	1.23	1	0	33.33	0	0	1	0	0	1	0	0	2.49	0	0	100.00	0	0	20/01/2011
Egypt	1150	0	0	5	1145	0	3.73	3	1	94.96	0	0	129	0	0	82	47	0	3.01	0	0	84.50	0	0	17/02/2011
Iran	622	0	0	1	621	0	3.51	0	0	90.51	0	0	78	0	0	38	40	0	3.16	0	0	69.23	0	0	20/02/2011
Iraq	489	0	0	8	481	0	3.41	3	0	87.12	0	0	40	0	0	22	18	0	2	0	0	97.50	0	0	19/02/2011
Jordan	40	0	0	4	36	0	1.76	0	0	95.00	0	0	2	0	0	2	0	0	0.62	0	0	100.00	0	0	10/02/2011
Kuwait	24	0	0	0	24	0	3.33	0	0	100.00	0	0	2	0	0	1	1	0	1.92	0	0	100.00	0	0	20/02/2011
Lebanon	20	0	0	0	20	0	1.81	0	0	45.00	0	0	1	0	0	1	0	0	0.65	0	0	100.00	0	0	19/02/2011
Libya	46	0	0	0	46	0	2.25	0	0	100.00	0	0	6	0	0	5	1	0	2.1	0	0	100.00	0	0	19/02/2011
Morocco	100	0	0	11	89	0	1.01	8	5	78.00	0	0	12	0	0	9	3	0	0.87	0	0	75.00	0	0	18/02/2011
Oman	33	0	0	0	33	0	4.28	0	0	87.88	0	0	12	0	0	5	7	0	11.1	0	0	100.00	0	0	13/02/2011
Pakistan	5371	144	12	87	5128	0	6.32	50	17	88.66	120	24	431	8	0	145	278	0	3.65	0	0	91.88	8	0	19/02/2011
Palestine	15	0	0	0	15	0	0.95	0	0	100.00	0	0	3	0	0	3	0	0	1.34	0	0	100.00	0	0	20/02/2011
Qatar	5	0	0	1	4	0	2.14	0	0	80.00	0	0	0	0	0	0	0	0	0	0	0		0	0	20/02/2011
Saudi Arabia	238	0	0	17	221	0	2.82	0	0	97.06	0	0	36	0	0	36	0	0	2.99	0	0	100.00	0	0	20/02/2011
Somalia	164	0	0	0	160	4	3.38	0	0	99.39	0	0	22	0	0	13	9	0	3.14	0	0	100.00	0	0	18/02/2011
Sudan	408	0	0	0	408	0	2.80	0	0	97.30	0	0	31	0	0	6	25	0	1.5	0	0	100.00	0	0	20/02/2011
South Sudan	310	0	0	13	297	0	4.06	11	3	92.26	0	0	21	0	0	14	7	0	1.98	0	0	95.24	0	0	18/02/2011
Syria	194	0	0	4	189	1	2.02	0	0	95.36	0	0	27	0	0	11	16	0	1.91	0	0	88.89	0	0	17/02/2011
Tunisia	57	0	0	0	57	0	2.18	0	0	92.98	0	0	7	0	0	7	0	0	1.97	0	0	100.00	0	0	16/02/2011
U.A.E	18	0	0	0	18	0	1.78	0	0	100.00	0	0	4	0	0	3	1	0	2.83	0	0	100.00	0	0	20/02/2011
Yemen	429	0	0	1	428	0	3.86	1	1	96.50	0	0	63	0	0	62	1	0	4.09	0	0	88.89	0	0	19/02/2011
EMR	11315	169	17	167	10952	10	4.62	79	27	91.01	137	32	1123	9	0	546	568	0	3.28	0	0	90.92	9	0	
2009	10610	172	29	0	10401	8	4.40	0	0	91.06	122	52													

* Confirmed polio cases refer to wild isolation from AFP cases or from contacts of negative index AFP cases

** Non-polio AFP per 100,000 children <15 years

*** Adequate here refers to two stool specimens collected at least 24 hours apart, within 14 days of paralysis of onset

**** AFP cases co infected with P1 and P3 are counted separately as wild isolates



Table 4: Investigation of contacts of AFP cases with paralysis onset in 2011 (up to week 06 ending 20/02/ 2011)

Country	No. of AFP cases	No. of eligible AFP cases for contact sampling*	% of eligible AFP cases with contact samplings	% of eligible AFP cases with 3+ contacts	Total number of Contacts**	% of contacts under 5 years	% of contacts with specimens collected within 7 days of notification of index	% Contact specimens in lab within 3 days of collection	% Contact specimens positive for NPEV	% Contact specimens positive for Sabin like virus	No. of contacts positive for wild virus	% of wild polio virus isolation from contacts	No. of Contacts positive for VDPVs	No. of index AFP cases identified positive by contact	No. of district identified infected from contacts
Afghanistan	194	8	75.0	75.0	42	95.2	71.4	87.0	0.0	8.7	0	0.0		0	0
Bahrain	1	0			0						0			0	0
Djibouti	1	0			0						0			0	0
Egypt	129	22	27.3	27.3	39	76.9	84.6	100.0	0.0	0.0	0	0.0		0	0
Iran	78	24	0.0	0.0	0						0			0	0
Iraq	40	1	0.0	0.0	0						0			0	0
Jordan	2	0			0						0			0	0
Kuwait	2	0			1	100.0	100.0	100.0	0.0	0.0	0	0.0		0	0
Lebanon	1	0			0						0			0	0
Libya	6	0			0						0			0	0
Morocco	12	3	0.0	0.0	0						0			0	0
Oman	12	0			0						0			0	0
Pakistan	431	35	62.9	62.9	75	94.7	69.3	93.8	4.2	8.3	1	2.1		1	1
Palestine	3	0			0						0			0	0
Qatar											0				0
Saudi Arabia	36	0			0						0			0	0
Somalia	22	0			57	89.5	100.0	12.0	16.0	8.0	0	0.0		0	0
Sudan	31	0			13	92.3	61.5	0.0	0.0	0.0	0	0.0		0	0
South Sudan	21	1	100.0	100.0	40	75.0	92.5	0.0	21.1	0.0	0	0.0		0	0
Syria	27	3	33.3	33.3	10	100.0	50.0	0.0	0.0	0.0	0	0.0		0	0
Tunisia	7	0			0						0			0	0
U.A.E.	4	0			0						0			0	0
Yemen	63	7	28.6	28.6	21	76.2	71.4				0			0	0
Grand Total 2010	1123	104	36.5	36.5	298	87.6	79.9	58.3	7.2	5.8	1	0.7		1	1
Grand Total 2009	11315	1043	80.7	76.1	5080	83.2	71.7	53.5	18.9	3.3	13	0.3	7	8	4

* Eligible refers to AFP cases with inadequate stool specimens

** Total number of contacts from eligible AFP cases and from other AFP cases as per with country criteria for contact sampling

Last wild contacts in EMRO, 01/01/2010-20/02/2011

Year	Country	Data	Date of Most Recent stool collection
		Count of wild contacts	
2010	Pakistan	6	24/11/10
	Afghanistan	7	02/11/10
2011	Pakistan	1	31/01/11
Grand Total		14	31/01/11



Table 5: Laboratory investigation of AFP cases with paralysis onset in 2011 (up to week 07 ending 20 February 2011)

Country	Polio laboratories Sequencing performed by CDC and RIVM laboratories	AFP cases with specimens	Preliminary virus isolation results of AFP cases						Poliovirus intratypic differentiation results #										Indicators				Latest report Date					
			Referred for ITD		NPEV only	Negative	Pending		Type 1			Type 2			Type 3			Discordant pending sequence	NPEV by PCR	Non-EV	Pending ITD	% specimens positive for NPEV*		% AFP cases with culture results within 14 days	% AFP cases with ITD results within 7 days	% AFP cases with ITD results within 45 days of onset**		
			L20B+	L20B+/-NPEV			received < / = 14 days	received > 14 days ago	Wild	Sabin	VDPV	Wild	Sabin	VDPV	Wild	Sabin	VDPV											
Afghanistan	RRL Pakistan	178	4		16	105	53			1	1											9%	100%	100%	100%	19/02/2011		
Bahrain	PNL Oman	1				1																	0%	100%		100%	20/02/2011	
Djibouti	NPL Kenya	1						1																		20/01/2011		
Egypt***	RRL Egypt	118	2		7	54	32	23											2			10%	75%		100%	20/02/2011		
Iran	NPL Iran	75	1			60	14						1										0%	100%	100%	100%	19/02/2011	
Iraq	NPL Iraq, RRL Egypt	40			4	14	9	13															26%	100%			19/02/2011	
Jordan	NPL Jordan, RRL Tunisia	2				2																	0%	100%			20/02/2011	
Kuwait	RRL Kuwait	1						1															0%				07/02/2011	
Lebanon	RRL Egypt																										20/02/2011	
Libya	RRL Tunisia	5	1			2	2				1												0%	100%	100%	100%	18/02/2011	
Morocco	NPL Morocco, RRL Tunisia	9				2	1	6															22%	100%			18/02/2011	
Oman	NPL Oman	14			1	10	3																10%	91%		100%	20/02/2011	
Pakistan	RRL Pakistan	521	24	1	35	310	151			7	5			1									9%	100%	100%	100%	19/02/2011	
Palestine & UNRWA		3					1	2																			20/02/2011	
Qatar	NPL Oman																											20/02/2011
Saudi Arabia	NPL Saudi Arabia, NPL Oman	36				27	8	1															0%	100%		100%	20/02/2011	
Somalia	NPL Kenya	22	2		1	6	6	7					2										11%	11%		100%	18/02/2011	
Sudan	NPL Sudan, RRL Egypt	32			3	23	6																7%	73%			20/02/2011	
South Sudan	NPL Kenya	21			1	6	7	7															14%	0%		100%	18/02/2011	
Syria	NPL Syria, RRL Egypt	27				16	8	3															0%	100%			16/02/2011	
Tunisia	RRL Tunisia	7				3	4																0%	100%		100%	18/02/2011	
U.A.E	NPL Oman	2				1	1																0%	100%		100%	20/02/2011	
Yemen	NPL Oman	1				1																	0%	100%		100%	20/02/2011	
Total EMR 2011		1116	34	1	68	643	306	64		8	7			4						2		8%	95%	100%	100%			
Total EMR 2010		11132	545	35	2048	8496		13		130	204			107	5	31	188					16%	94%	98%	97%			

* Specimens from all sources including non-AFP cases, excluding environmental samples

** This indicator reflects surveillance and laboratory activities

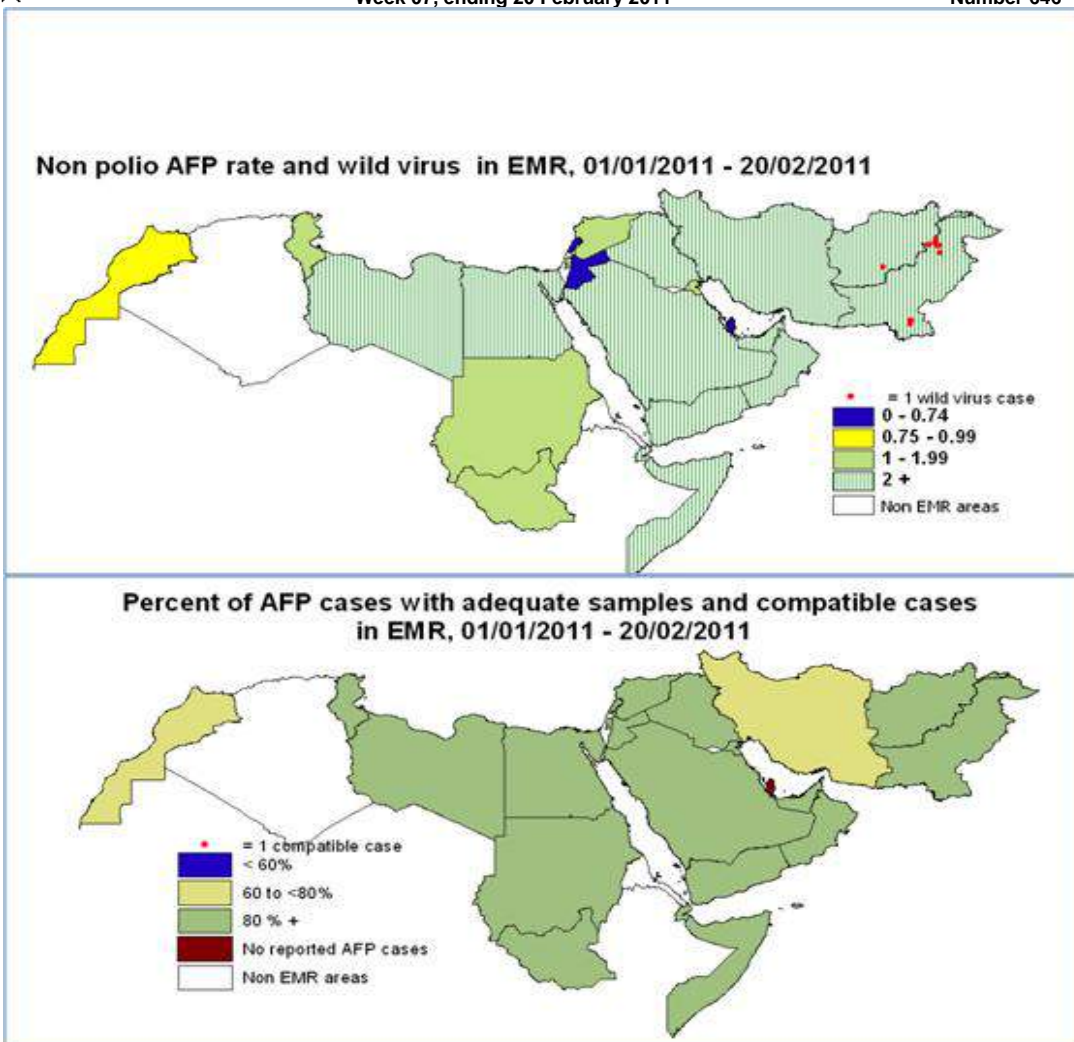
*** Environmental surveillance initiated in Egypt in September 2000 showed the following:

WILD_ALL	2000	2001	2002	2003	2004	2005	2006	2007	2008	2009	2010	2011	Grand Total
Negative	52	55	136	299	469	499	492	458	444	481	416	12	3813
Pending												36	36
Wild	2	75	26	12	13	2		2					132
Grand Total	54	130	162	311	482	501	492	458	446	481	416	48	3981

In 2008, out of 446 samples, 2 positive for wild virus in Giza governorate (Al Haram Site) genomic sequence data indicate importation from Ethiopia / South Sudan & Cairo governorate (Al Haggana 2) genomic sequence data indicate nearest importation from India

****Environmental surveillance initiated in Pakistan in August 2009 showed the following:

Status	2009				2009 Total	2010							2010 Total	2011					2011 Total						
	KH-BALDIA TOWN	KH-GADAP TOWN	KH-GULSHAN-E-IGBAL TOWN	LAHORE		KH-BALDIA TOWN	KH-GADAP TOWN	KH-GULSHAN-E-IGBAL TOWN	LAHORE	PESHAWAR	RAWALPINDI	QUETTA		MILTAN	KH-BALDIA TOWN	KH-GADAP TOWN	KH-GULSHAN-E-IGBAL TOWN	LAHORE		PESHAWAR	RAWALPINDI	QUETTA	MILTAN		
Negative	9	5	5	10	27	10	11	12	27	2	2	4	9	77	1	3	2	1	1	2	2	4	77	4	
pending																									10
Wild	1	8	7	2	18	6	20	12	6	12	5	9	9	79	2	2	2	1	1	1	2	2	2	10	
Grand Total	10	11	12	12	45	16	31	24	33	14	7	13	18	156	1	5	3	4	3	1	3	4	24		



Wild polio cases by country and date of onset of paralysis in EMR, 2010-2011

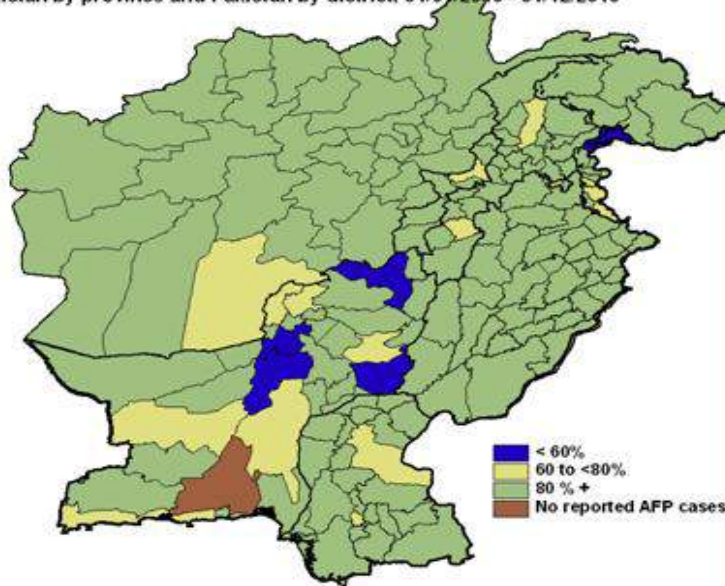
Year	COUNTRY	P1			P3			Total Count	Total First Case	Total Last Case
		Count	First Case	Last Case	Count	First Case	Last Case			
2010	AFG	17	08/01/10	25/12/10	8	06/01/10	11/04/10	25	06/01/10	25/12/10
	PAK	120	01/01/10	30/12/10	24	07/01/10	18/11/10	144	01/01/10	30/12/10
2010 Total		137	01/01/10	30/12/10	32	06/01/10	18/11/10		01/01/10	30/12/10
2011	AFG	1	11/01/11	11/01/11				1	11/01/11	11/01/11
	PAK	8	03/01/11	03/02/11				8	03/01/11	03/02/11
2011 Total		9	03/01/11	03/02/11					03/01/11	03/02/11



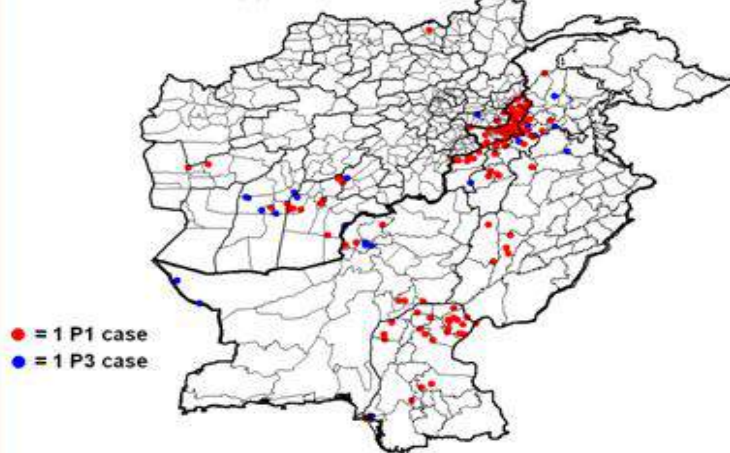
Non polio AFP rate in Afghanistan by province and Pakistan by district, 01/01/2010 - 31/12/2010



Percent of AFP cases with adequate samples Afghanistan by province and Pakistan by district, 01/01/2010 - 31/12/2010



Wild virus cases by type and district in Pakistan and Afghanistan, 01/01/2010 - 31/12/2010





Wild Polio cases by district and date of onset of paralysis, Afghanistan 2010

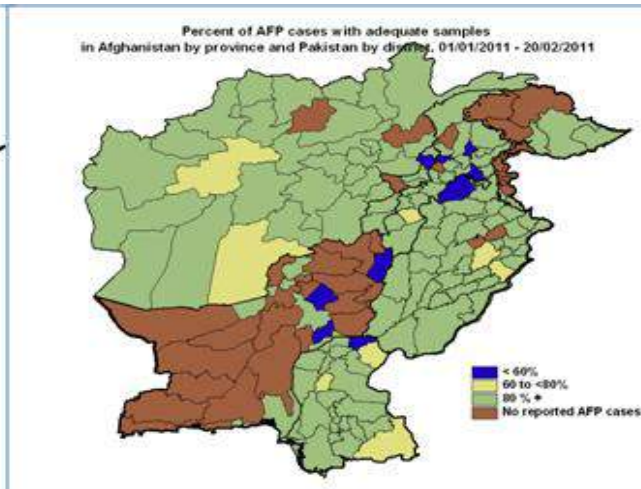
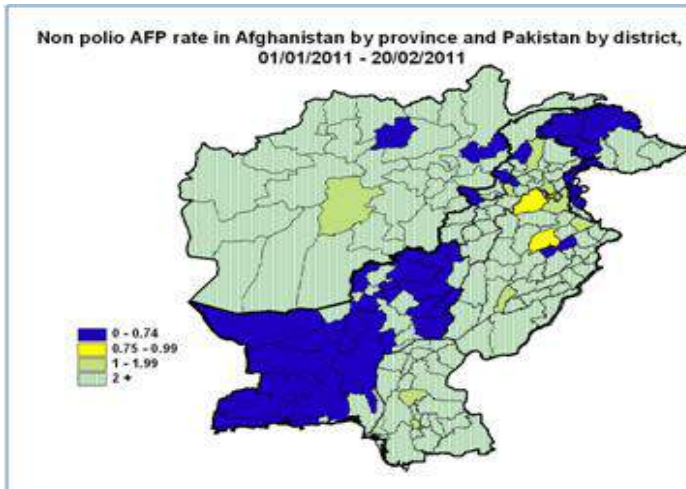
PROVINCE	DISTRICT	P1			P3		
		Count	First case	Last case	Count	First case	Last case
☒ KUNDUZ	IMAM SAHIB	1	13/08/10	13/08/10			
☒ FARAH	BALA BULUK	1	08/01/10	08/01/10			
	KHAKI SAFED	1	08/05/10	08/05/10			
☒ NANGARHAR	SURKH ROD				1	08/04/10	08/04/10
	SHINWAR	1	15/05/10	15/05/10			
	LAL PUR	1	02/11/10	02/11/10			
☒ KANDAHAR	KANDAHAR	2	25/08/10	19/10/10			
	MAYWAND	4	26/08/10	11/10/10	1	11/04/10	11/04/10
	SPIN BOLDAK	1	11/11/10	11/11/10			
	SHAH WALI KOT	3	23/05/10	19/08/10			
☒ ZABUL	MIZAN				1	26/02/10	26/02/10
☒ HILMAND	NAWAY_I_BARAKZAYI	1	01/11/10	01/11/10			
	NAD ALI				3	06/01/10	27/02/10
	SANGIN				1	24/01/10	24/01/10
	LASHKAR GAH	1	25/12/10	25/12/10	1	07/01/10	07/01/10
Grand Total		17	08/01/10	25/12/10	8	06/01/10	11/04/10

Bala Buluk P1 case (08/01/2010) was identified as wild by a positive contact with date of stool collection 10/01/2010
 Khaki Safed P1 case (08/05/2010) was identified as wild by a positive contact with date of stool collection 06/06/2010
 Maywand P1 case (26/08/2010) was identified as wild by a positive contact with date of stool collection 24/10/2010
 Kandahar P1 case (19/10/2010) was identified as wild by a positive contact with date of stool collection 02/11/2010

Wild Polio cases by district and date of onset of paralysis, Pakistan 2010

PROVINCE	DISTRICT	P1			P3		
		Count	First case	Last case	Count	First case	Last case
☒ BALOCHISTAN	QUETTA				3	07/01/10	17/02/10
	PISHIN	1	29/12/10	29/12/10			
	CHAGHAI				2	09/03/10	16/04/10
	KABDULAH	2	30/04/10	21/11/10	1	08/04/10	08/04/10
	NSIRABAD	2	16/10/10	26/11/10			
	JAFARABAD	1	13/10/10	13/10/10			
☒ PUNJAB	RAWALPINDI				1	24/06/10	24/06/10
	MIANWALI	1	21/09/10	21/09/10			
	DGKHAN	2	13/06/10	01/09/10			
☒ SINDH	MUZFARGARH	3	26/08/10	22/11/10			
	HYDERABAD	1	03/09/10	03/09/10			
	SANGHAR	2	21/08/10	06/10/10			
	SUKKUR	1	26/09/10	26/09/10			
	GHOTKI	12	18/08/10	25/10/10			
	KHAIRPUR	2	21/09/10	24/10/10			
	SHIKARPUR	1	21/12/10	21/12/10			
	JACOBABAD	1	23/10/10	23/10/10			
	KASHMORE	1	28/09/10	28/09/10			
	KAMBAR	3	25/09/10	25/10/10			
	KHIGIQBAL				1	19/01/10	19/01/10
	KHIKORANGI	1	26/11/10	26/11/10			
	KHISITE	1	20/11/10	20/11/10			
☒ KHYBER PAKHTOON	SWAT				1	05/02/10	05/02/10
	DIRUPPER	1	10/09/10	10/09/10			
	PESHAWAR	6	27/01/10	15/11/10	2	04/03/10	25/05/10
	CHARSADA	1	13/04/10	13/04/10			
	NOWSHERA	1	25/09/10	25/09/10			
	SWABI	1	19/09/10	19/09/10	1	16/06/10	16/06/10
	KOHAT	1	21/09/10	21/09/10	1	21/10/10	21/10/10
	HANGU	5	09/07/10	23/12/10			
	BANNU	1	12/10/10	12/10/10			
	LAKKIMRWT	3	24/04/10	21/09/10			
	TANK	1	10/12/10	10/12/10			
☒ FATA	BAJOUR	9	01/01/10	20/10/10	2	12/01/10	24/02/10
	KHYBER	25	27/02/10	30/12/10	8	24/05/10	18/11/10
	MOHMAND	13	15/04/10	19/12/10			
	KURRAM	4	13/07/10	18/09/10			
	ORAKZAI	3	28/08/10	28/09/10			
	WAZIR-N	7	07/04/10	03/11/10			
	WAZIR-S				1	20/07/10	20/07/10
Grand Total		120	01/01/10	30/12/10	24	07/01/10	18/11/10

Khyber P3 case (22/10/2010) was identified as wild by a positive contact with date of stool collection 03/11/2010
 Hyderabad P1 case (03/09/2010) was identified as wild by a positive contact with date of stool collection 18/10/2010
 Jacobabad P1 case (23/10/2010) was identified as wild by a positive contact with date of stool collection 13/11/2010
 Kambar P1 case (25/09/2010) was identified as wild by a positive contact with date of stool collection 24/11/2010



* District RY Khan, Punjab Province, was identified as an infected district by isolating wild type P1 virus from a healthy child with date of stool collection 08/01/2011
 * District Nsirabad, Balochistan Province, was identified as an infected district by isolating wild type P1 virus from a healthy child with date of stool collection 26/01/2011

Wild Polio cases by district and date of onset of paralysis, Afghanistan 2011

PROVINCE	DISTRICT	P1		
		Count	First case	Last case
KANDAHAR	DAMAN	1	11/01/11	11/01/11
Grand Total		1	11/01/11	11/01/11

Wild Polio cases by district and date of onset of paralysis, Pakistan 2011

PROVINCE	DISTRICT	P1		
		Count	First case	Last case
SINDH	T.ALLAHYAR	1	21/01/11	21/01/11
	SANGHAR	1	20/01/11	20/01/11
KHYBER PAKHTOON	PESHAWAR	1	16/01/11	16/01/11
	KOHAT	1	28/01/11	28/01/11
FATA	KHYBER	3	15/01/11	03/02/11
	MOHMAND	1	03/01/11	03/01/11
Grand Total		8	03/01/11	03/02/11

Sanghar P1 case (SD/32/11/005) was identified as wild by a positive contact with date of stool collection 26/01/2011