



Table 1: Acute Flaccid Paralysis (AFP) cases by week of onset

Country	Reported AFP cases by week of onset - Week (06/11)/ Ending on : (13/02/2011)														
	Total AFP 2009	Total AFP 2010	Total AFP to date, 2011	W47 28 Nov 10	W48 05 Dec 10	W49 12 Dec 10	W50 19 Dec 10	W51 26 Dec 10	W52 02 Jan 11	W01 09 Jan 11	W02 16 Jan 11	W03 23 Jan 11	W04 30 Jan 11	W05 06 Feb 11	W06 13 Feb 11
Afghanistan	1477	1569	160	13	20	32	25	30	25	29	28	27	41	23	2
Bahrain	7	10	1	1	0	0	0	1	1	0	0	1	0	0	0
Djibouti	6	3	1	0	0	0	0	0	0	0	1				
Egypt	1126	1150	116	14	19	19	27	29	30	29	28	17	13	17	1
Iran	548	622	74	18	13	18	14	17	17	16	13	9	13	13	1
Iraq	412	489	29	8	10	19	7	18	7	8	6	8	5		
Jordan ****	31	40	2	0	2	1	2	0	0	0	1	0	0	1	
Kuwait	25	24	1	0	2	1	0	0	0	0	1	0	0	0	0
Lebanon ****	8	20	1	0	0	0	0	0	0	0	0	1			
Libya	44	46	5	0	2	3	2	2	0	2	0	1	0	2	
Morocco	115	100	1	1	7	4	1	2	0	1	0				
Oman	19	33	12	0	2	1	1	1	0	1	4	0	3	4	0
Pakistan	5163	5369	344	91	104	86	78	85	92	73	86	79	55	24	1
Palestine ****	18	15	3	1	0	0	2	1	0	2	0	0	0	1	0
Qatar	4	5	0	1	0	0	0	0	0	0	0	0	0	0	0
Saudi Arabia	195	238	35	6	5	7	6	8	13	6	8	8	3	2	2
Somalia	162	164	18	3	5	6	1	4	2	4	3	2	4	4	
Sudan	425	408	29	4	7	8	5	3	5	9	6	4	4	5	0
South Sudan	199	310	14	4	8	7	2	2	6	1	3	4	3	1	
Syria ****	203	194	23	6	2	4	10	2	7	3	9	4	3	1	0
Tunisia	40	56	0	1	6	2	1	1	0						
U.A.E	17	18	2	1	0	0	1	0	0	0	0	1	1	0	0
Yemen	366	429	53	8	6	7	9	3	7	10	17	5	13	4	1
Total EMR	10610	11312	924	181	220	225	194	209	212	194	214	171	161	102	8

No data = No report received

Table 2: Confirmed polio cases by month of onset

Country	Total year 2009	Total year 2010	Up to 13/02		Confirmed polio cases by month of onset											
			2010	2011	March 2010	April 2010	May 2010	June 2010	July 2010	August 2010	September 2010	October 2010	November 2010	December 2010	January 2011	February 2011
Afghanistan	38	25	5	1	0	2	3	0	1	5	1	2	3	1	1	
Bahrain	0	0	0	0	0	0	0	0	0	0	0	0	0	0	0	
Djibouti	0	0	0	0	0	0	0	0	0	0	0	0	0	0	0	
Egypt	0	0	0	0	0	0	0	0	0	0	0	0	0	0	0	
Iran	0	0	0	0	0	0	0	0	0	0	0	0	0	0	0	
Iraq	0	0	0	0	0	0	0	0	0	0	0	0	0	0	0	
Jordan ****	0	0	0	0	0	0	0	0	0	0	0	0	0	0	0	
Kuwait	0	0	0	0	0	0	0	0	0	0	0	0	0	0	0	
Lebanon ****	0	0	0	0	0	0	0	0	0	0	0	0	0	0	0	
Libya	0	0	0	0	0	0	0	0	0	0	0	0	0	0	0	
Morocco	0	0	0	0	0	0	0	0	0	0	0	0	0	0	0	
Oman	0	0	0	0	0	0	0	0	0	0	0	0	0	0	0	
Pakistan	89	144	7	4	2	8	5	6	6	15	41	29	15	7	4	
Palestine ****	0	0	0	0	0	0	0	0	0	0	0	0	0	0	0	
Qatar	0	0	0	0	0	0	0	0	0	0	0	0	0	0	0	
Saudi Arabia	0	0	0	0	0	0	0	0	0	0	0	0	0	0	0	
Somalia	0	0	0	0	0	0	0	0	0	0	0	0	0	0	0	
Sudan	5	0	0	0	0	0	0	0	0	0	0	0	0	0	0	
South Sudan	40	0	0	0	0	0	0	0	0	0	0	0	0	0	0	
Syria ****	0	0	0	0	0	0	0	0	0	0	0	0	0	0	0	
Tunisia	0	0	0	0	0	0	0	0	0	0	0	0	0	0	0	
U.A.E	0	0	0	0	0	0	0	0	0	0	0	0	0	0	0	
Yemen	0	0	0	0	0	0	0	0	0	0	0	0	0	0	0	
Total EMR	172	169	12	5	2	10	8	6	7	20	42	31	18	8	5	0

**** UNRWA cases are included with those of country of residence



Table 3: Investigation of AFP cases with paralysis onset in 2010 & 2011 (up to week 06 ending 13 February 2011)

COUNTRY	2010												2011												Latest line List Date
	AFP									Specimen	Wild isolates		AFP									Specimen	Wild isolates		
	Total AFP cases onset 2010	Case classification					Non polio AFP rate **	AFP cases pending classification > 90 days from onset of paralysis	AFP cases pending classification and lab > 90 days from onset of paralysis	% with *** adequate specimens	Wild P1 Poliovirus	Wild P3 Poliovirus	Total AFP cases onset 2011	Case classification					Non polio AFP rate **	AFP cases pending classification > 90 days from onset of paralysis	AFP cases pending classification and lab > 90 days from onset of paralysis	% with *** adequate specimens	Wild P1 Poliovirus	Wild P3 Poliovirus	
		Total Confirmed Polio Cases *	Polio Compatible	Pending Classification	Discarded (non polio AFP)	VDPV								Total Confirmed Polio Cases *	Polio Compatible	Pending Classification	Discarded (non polio AFP)	VDPV							
Afghanistan	1569	25	5	13	1522	5	9.07	0	0	92.80	17	8	160	1	0	87	72	0	7.58	0	0	95.63	1	0	13/02/2011
Bahrain	10	0	0	2	8	0	4.87	0	0	80.00	0	0	1	0	0	1	0	0	4.04	0	0	100.00	0	0	13/02/2011
Djibouti	3	0	0	1	2	0	1.23	1	0	33.33	0	0	1	0	0	1	0	0	2.88	0	0	100.00	0	0	20/01/2011
Egypt	1150	0	0	9	1141	0	3.73	2	0	94.96	0	0	116	0	0	112	4	0	3.13	0	0	76.72	0	0	10/02/2011
Iran	622	0	0	2	620	0	3.51	0	0	90.51	0	0	74	0	0	35	39	0	3.47	0	0	71.62	0	0	13/02/2011
Iraq	489	0	0	10	479	0	3.39	1	0	87.32	0	0	29	0	0	17	12	0	1.67	0	0	100.00	0	0	03/02/2011
Jordan	40	0	0	4	36	0	1.76	0	0	95.00	0	0	2	0	0	2	0	0	0.71	0	0	100.00	0	0	10/02/2010
Kuwait	24	0	0	0	24	0	3.33	0	0	100.00	0	0	1	0	0	0	1	0	1.15	0	0	100.00	0	0	13/02/2011
Lebanon	20	0	0	6	14	0	1.81	6	3	45.00	0	0	1	0	0	1	0	0	0.75	0	0	0.00	0	0	27/01/2011
Libya	46	0	0	0	46	0	2.25	0	0	100.00	0	0	5	0	0	4	1	0	2.03	0	0	100.00	0	0	12/02/2011
Morocco	100	0	0	12	88	0	1.01	6	3	78.00	0	0	1	0	0	1	0	0	0.08	0	0	100.00	0	0	21/01/2011
Oman	33	0	0	0	33	0	4.28	0	0	87.88	0	0	12	0	0	5	7	0	12.9	0	0	100.00	0	0	13/02/2011
Pakistan	5369	144	11	97	5117	0	6.32	43	15	88.68	120	24	344	4	0	128	212	0	3.39	0	0	91.86	4	0	12/02/2011
Palestine	15	0	0	0	15	0	0.95	0	0	100.00	0	0	3	0	0	3	0	0	1.55	0	0	100.00	0	0	13/02/2011
Qatar	5	0	0	1	4	0	2.14	0	0	80.00	0	0	0	0	0	0	0	0	0	0	0		0	0	13/02/2011
Saudi Arabia	238	0	0	20	218	0	2.82	0	0	97.06	0	0	35	0	0	35	0	0	3.37	0	0	100.00	0	0	13/02/2011
Somalia	164	0	0	0	160	4	3.38	0	0	99.39	0	0	18	0	0	12	6	0	2.98	0	0	100.00	0	0	11/02/2011
Sudan	408	0	0	0	408	0	2.80	0	0	97.30	0	0	29	0	0	13	16	0	1.63	0	0	100.00	0	0	13/02/2011
South Sudan	310	0	0	14	296	0	4.03	10	3	92.26	0	0	14	0	0	12	2	0	1.52	0	0	92.86	0	0	11/02/2011
Syria	194	0	0	4	189	1	2.02	0	0	95.36	0	0	23	0	0	9	14	0	1.9	0	0	95.65	0	0	13/02/2011
Tunisia	56	0	0	1	55	0	2.14	0	0	94.64	0	0	0	0	0	0	0	0	0	0	0		0	0	07/01/2011
U.A.E	18	0	0	0	18	0	1.78	0	0	100.00	0	0	2	0	0	2	0	0	1.64	0	0	100.00	0	0	13/02/2011
Yemen	429	0	0	1	428	0	3.86	0	0	96.50	0	0	53	0	0	52	1	0	3.99	0	0	86.79	0	0	13/02/2011
EMR	11312	169	16	197	10921	10	4.61	69	24	91.04	137	32	924	5	0	532	387	0	3.14	0	0	89.94	5	0	
EMR 2009	10610	172	29	0	10401	8	4.40	0	0	91.06	122	52													

* Confirmed polio cases refer to wild isolation from AFP cases or from contacts of negative index AFP cases

** Non-polio AFP per 100,000 children <15 years

*** Adequate here refers to two stool specimens collected at least 24 hours apart, within 14 days of paralysis of onset

**** AFP cases co infected with P1 and P3 are counted separately as wild isolates



Table 4: Investigation of contacts of AFP cases with paralysis onset in 2011 (up to week 06 ending 13 February 2011)

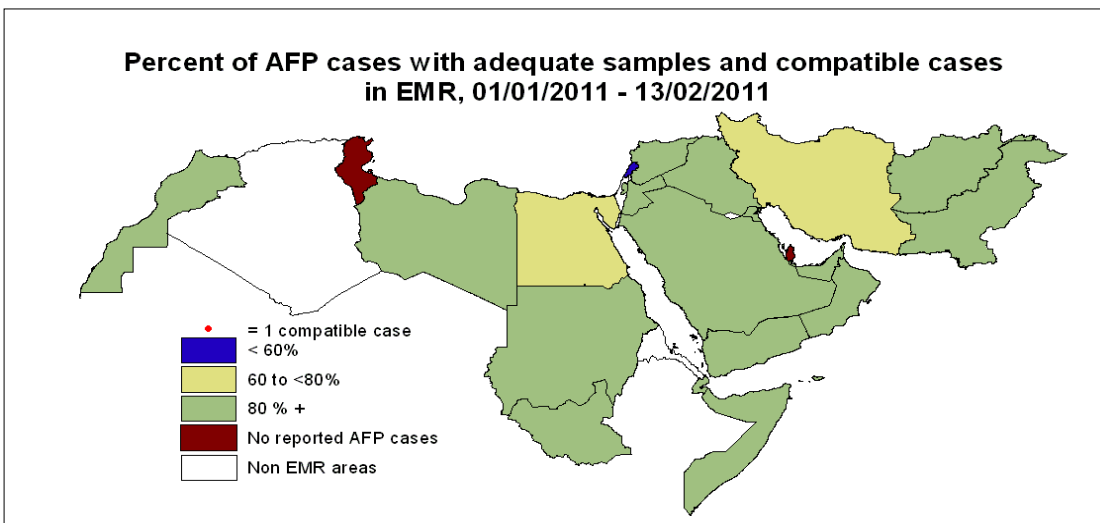
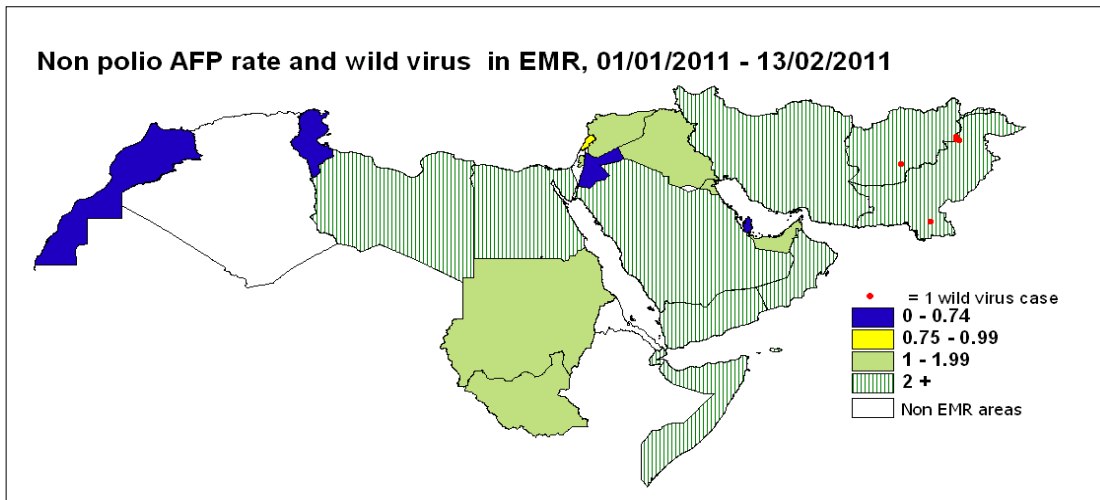
Country	No. of AFP cases	No. of eligible AFP cases for contact sampling*	% of eligible AFP cases with contact samplings	% of eligible AFP cases with 3+ contacts	Total number of Contacts**	% of contacts under 5 years	% of contacts with specimens collected within 7 days of notification of index	% Contact specimens in lab within 3 days of collection	% Contact specimens positive for NPEV	% Contact specimens positive for Sabin like virus	No. of contacts positive for wild virus	% of wild polio virus isolation from contacts	No. of Contacts positive for VDPVs	No. of -ve index AFP cases identified positive by contact	No. of district identified infected from contacts
Afghanistan	160	7	57.1	57.1	31	93.5	77.4	76.9	0.0	0.0	0	0.0		0	0
Bahrain	1	0			0						0			0	0
Djibouti	1	0			0						0			0	0
Egypt	116	29	6.9	6.9	24	83.3	100.0	100.0	0.0	0.0	0	0.0		0	0
Iran	74	21	0.0	0.0	0						0			0	0
Iraq	29	0			0						0			0	0
Jordan	2	0			0						0			0	0
Kuwait	1	0			1	100.0	100.0	100.0	0.0	0.0	0	0.0		0	0
Lebanon	1	1	0.0	0.0	0						0			0	0
Libya	5	0			0						0			0	0
Morocco	1	0			0						0			0	0
Oman	12	0			0						0			0	0
Pakistan	344	28	46.4	46.4	45	93.3	86.7	100.0	6.7	10.0	0	0.0		0	0
Palestine	3	0			0						0			0	0
Qatar											0				0
Saudi Arabia	35	0			0						0			0	0
Somalia	18	0			42	88.1	100.0	16.7	16.7	5.6	0	0.0		0	0
Sudan	29	0			11	90.9	72.7	0.0	0.0	0.0	0	0.0		0	0
South Sudan	14	1	100.0	100.0	29	75.9	89.7	0.0	0.0	0.0	0	0.0		0	0
Syria	23	1	0.0	0.0	5	100.0	100.0	0.0	0.0	0.0	0	0.0		0	0
Tunisia											0				0
U.A.E.	2	0			0						0			0	0
Yemen	53	7	14.3	14.3	15	73.3	80.0				0			0	0
Total 2011	924	95	22.1	22.1	203	87.2	89.2	60.3	6.4	5.1	0	0.0		0	0
Total 2010	11312	1040	80.7	76.1	5076	83.3	71.6	53.3	19.0	3.3	13	0.3	7	8	4

* Eligible refers to AFP cases with inadequate stool specimens

** Total number of contacts from eligible AFP cases and from other AFP cases as per with country criteria for contact sampling

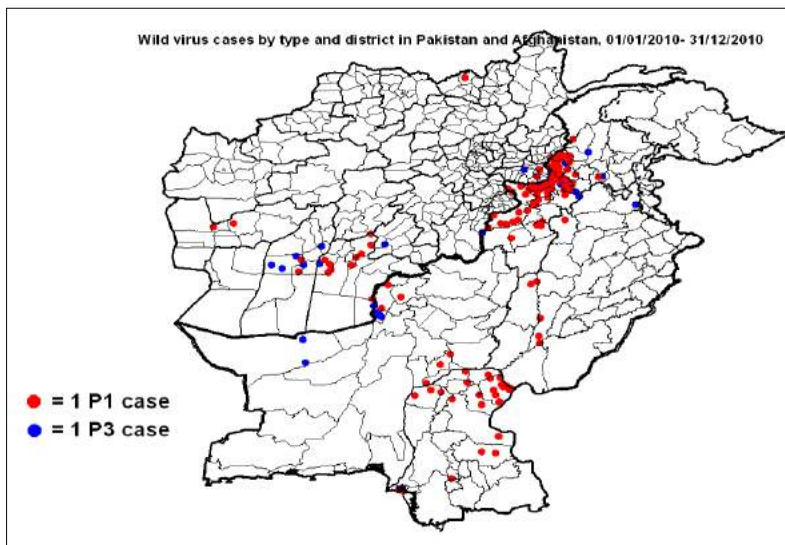
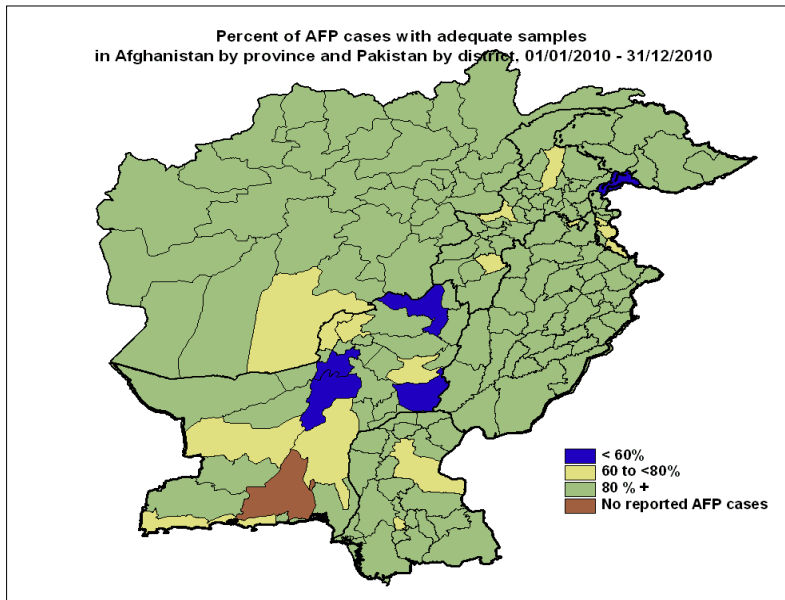
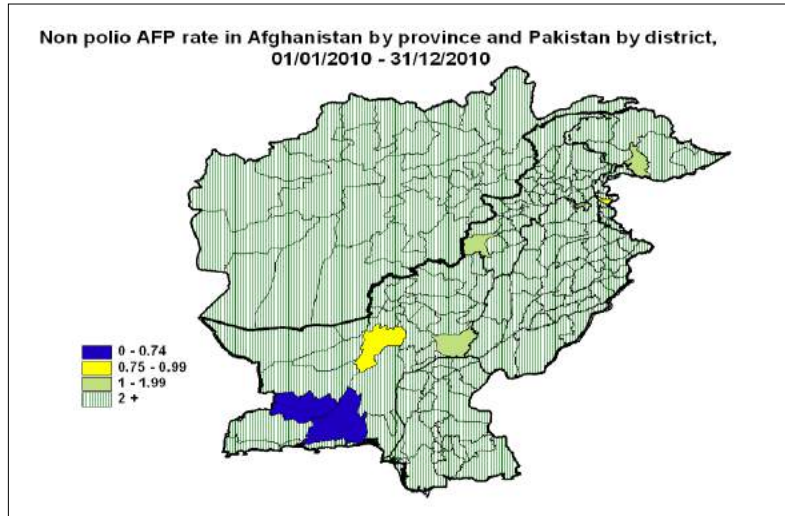
Last wild contacts in EMRO, 01/01/2010 - 31/12/2010

Year	Country	Data	Date of Most Recent stool collection
2010	Pakistan	6	24/11/2010
	Afghanistan	7	02/11/2010
2010 Total		13	24/11/2010



Wild polio cases by country and date of onset of paralysis in EMR, 2010-2011

Year	COUNTRY	P1			P3			Total Count	First Case	Last Case
		Count	First Case	Last Case	Count	First Case	Last Case			
2010	AFG	17	08/01/2010	25/12/2010	8	06/01/2010	11/04/2010	25	06/01/2010	25/12/2010
	PAK	120	01/01/2010	30/12/2010	24	07/01/2010	18/11/2010	144	01/01/2010	30/12/2010
2010 Total		137	01/01/2010	30/12/2010	32	06/01/2010	18/11/2010	169	01/01/2010	30/12/2010
2011	AFG	1	11/01/2011	11/01/2011				1	11/01/2011	11/01/2011
	PAK	4	03/01/2011	21/01/2011				4	03/01/2011	21/01/2011
2011 Total		5	03/01/2011	21/01/2011				5	03/01/2011	21/01/2011





Wild Polio cases by district and date of onset of paralysis, Afghanistan 2010

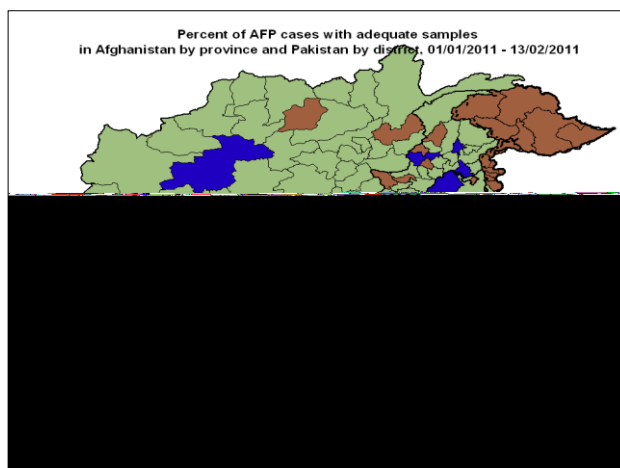
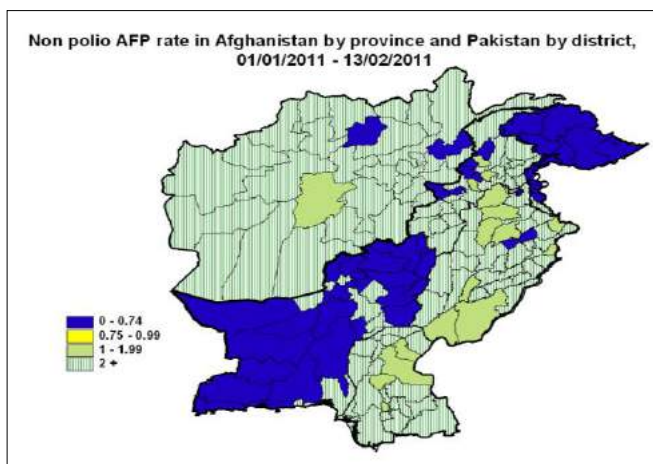
PROVINCE	DISTRICT	P1			P3		
		Count	First case	Last case	Count	First case	Last case
☐ KUNDUZ	IMAM SAHIB	1	13/08/2010	13/08/2010			
☐ FARAH	BALA BULUK	1	08/01/2010	08/01/2010			
	KHAKI SAFED	1	08/05/2010	08/05/2010			
☐ NANGARHAR	SURKH ROD				1	08/04/2010	08/04/2010
	SHINWAR	1	15/05/2010	15/05/2010			
	LAL PUR	1	02/11/2010	02/11/2010			
☐ KANDAHAR	KANDAHAR	2	25/08/2010	19/10/2010			
	MAYWAND	4	26/08/2010	11/10/2010	1	11/04/2010	11/04/2010
	SPIN BOLDAK	1	11/11/2010	11/11/2010			
	SHAH WALI KOT	3	23/05/2010	19/08/2010			
☐ ZABUL	MIZAN				1	26/02/2010	26/02/2010
☐ HILMAND	NAWAY_I_BARAKZAYI	1	01/11/2010	01/11/2010			
	NAD ALI				3	06/01/2010	27/02/2010
	SANGIN				1	24/01/2010	24/01/2010
	LASHKAR GAH	1	25/12/2010	25/12/2010	1	07/01/2010	07/01/2010
Grand Total		17	08/01/2010	25/12/2010	8	06/01/2010	11/04/2010

Bala Buluk P1 case (08/01/2010) was identified as wild by a positive contact with date of stool collection 10/01/2010
 Khaki Safed P1 case (08/05/2010) was identified as wild by a positive contact with date of stool collection 06/06/2010
 Maywand P1 case (26/08/2010) was identified as wild by a positive contact with date of stool collection 24/10/2010
 Kandahar P1 case (19/10/2010) was identified as wild by a positive contact with date of stool collection 02/11/2010

Wild Polio cases by district and date of onset of paralysis, Pakistan 2010

PROVINCE	DISTRICT	P1			P3		
		Count	First case	Last case	Count	First case	Last case
BALOCHISTAN	QUETTA				3	07/01/2010	17/02/2010
	PISHIN	1	29/12/2010	29/12/2010			
	CHAGHAI				2	09/03/2010	16/04/2010
	KABDULAH	2	30/04/2010	21/11/2010	1	08/04/2010	08/04/2010
	NSIRABAD	2	16/10/2010	26/11/2010			
	JAFARABAD	1	13/10/2010	13/10/2010			
PUNJAB	RAWALPINDI				1	24/06/2010	24/06/2010
	MIANWALI	1	21/09/2010	21/09/2010			
	DGKHAN	2	13/06/2010	01/09/2010			
	MUZFARGARH	3	26/08/2010	22/11/2010			
SINDH	HYDERABAD	1	03/09/2010	03/09/2010			
	SANGHAR	2	21/08/2010	06/10/2010			
	SUKKUR	1	26/09/2010	26/09/2010			
	GHOTKI	12	18/08/2010	25/10/2010			
	KHAIRPUR	2	21/09/2010	24/10/2010			
	SHIKARPUR	1	21/12/2010	21/12/2010			
	JACOBABAD	1	23/10/2010	23/10/2010			
	KASHMORE	1	28/09/2010	28/09/2010			
	KAMBAR	3	25/09/2010	25/10/2010			
	KHIGIQBAL				1	19/01/2010	19/01/2010
	KHIKORANGI	1	26/11/2010	26/11/2010			
	KHISITE	1	20/11/2010	20/11/2010			
KHYBER PAKHTOON	SWAT				1	05/02/2010	05/02/2010
	DIRUPPER	1	10/09/2010	10/09/2010			
	PESHAWAR	6	27/01/2010	15/11/2010	2	04/03/2010	25/05/2010
	CHARSADA	1	13/04/2010	13/04/2010			
	NOWSHERA	1	25/09/2010	25/09/2010			
	SWABI	1	19/09/2010	19/09/2010	1	16/06/2010	16/06/2010
	KOHAT	1	21/09/2010	21/09/2010	1	21/10/2010	21/10/2010
	HANGU	5	09/07/2010	23/12/2010			
	BANNU	1	12/10/2010	12/10/2010			
	LAKKIMRWT	3	24/04/2010	21/09/2010			
TANK	1	10/12/2010	10/12/2010				
FATA	BAJOUR	9	01/01/2010	20/10/2010	2	12/01/2010	24/02/2010
	KHYBER	25	27/02/2010	30/12/2010	8	24/05/2010	18/11/2010
	KURRAM	4	13/07/2010	18/09/2010			
	MOHMAND	13	15/04/2010	19/12/2010			
	ORAKZAI	3	28/08/2010	28/09/2010			
	WAZIR-N	7	07/04/2010	03/11/2010			
	WAZIR-S				1	20/07/2010	20/07/2010
Grand Total		120	01/01/2010	30/12/2010	24	07/01/2010	18/11/2010

Khyber P3 case (22/10/2010) was identified as wild by a positive contact with date of stool collection 03/11/2010
 Hyderabad P1 case (03/09/2010) was identified as wild by a positive contact with date of stool collection 18/10/2010
 Jacobabad P1 case (23/10/2010) was identified as wild by a positive contact with date of stool collection 13/11/2010
 Kambar P1 case (25/09/2010) was identified as wild by a positive contact with date of stool collection 24/11/2010



District RY Khan, Punjab Province, was identified as an infected district by isolating wild type P1 virus from a healthy child with date of stool collection 08/01/2011

Wild Polio cases by district and date of onset of paralysis, Afghanistan 2011

PROVINCE	DISTRICT	P1		
		Count	First case	Last case
KANDAHAR	DAMAN	1	11/01/2011	11/01/2011
Grand Total		1	11/01/2011	11/01/2011

Wild Polio cases by district and date of onset of paralysis, Pakistan 2011

PROVINCE	DISTRICT	P1		
		Count	First case	Last case
SINDH	T.ALLAHYAR	1	21/01/2011	21/01/2011
KHYBER PAKHTOON FATA	PESHAWAR	1	16/01/2011	16/01/2011
	KHYBER	1	15/01/2011	15/01/2011
	MOHMAND	1	03/01/2011	03/01/2011
Grand Total		4	03/01/2011	21/01/2011