



Table 1: Acute Flaccid Paralysis (AFP) cases by week of onset

Country	Reported AFP cases by week of onset - Week (02/11)/ Ending on : (16/01/2011)														
	Total AFP 2009	Total AFP 2010	Total AFP to date, 2011	W43 31 Oct 10	W44 07 Nov 10	W45 14 Nov 10	W46 21 Nov 10	W47 28 Nov 10	W48 05 Dec 10	W49 12 Dec 10	W50 19 Dec 10	W51 26 Dec 10	W52 02 Jan 11	W01 09 Jan 11	W02 16 Jan 11
Afghanistan	1477	1567	29	30	29	18	32	13	20	32	24	29	24	18	1
Bahrain	7	10	0	0	0	0	1	1	0	0	0	1	1	0	0
Djibouti	6	3	0	0	0	0	0	0	0	0	0	0	0	0	0
Egypt	1126	1150	40	27	35	20	22	14	19	19	27	29	30	25	4
Iran	548	623	21	9	12	5	12	17	13	19	14	17	15	13	2
Iraq	412	485	8	15	10	8	9	7	10	18	6	17	6	5	1
Jordan ****	31	40	0	1	1	0	0	0	2	1	2	0			
Kuwait	25	24	0	1	1	2	0	0	2	1	0	0	0	0	0
Lebanon ****	8	20	0	1	0	1	0	0	0	0					
Libya	44	45	1	1	0	1	0	0	2	3	2	1	0	1	
Morocco	115	99	0	2	1	2	4	1	6	4	1	2	0	0	
Oman	19	33	1	1	2	1	0	0	2	1	1	1	0	1	
Pakistan	5163	5307	29	108	92	82	92	91	100	79	70	75	61	17	1
Palestine ****	18	15	2	0	2	0	1	1	0	0	2	1	0	2	0
Qatar	4	5	0	0	0	0	0	1	0	0	0	0	0	0	0
Saudi Arabia	195	238	13	5	7	2	3	6	5	7	6	8	13	6	1
Somalia	162	165	4	1	5	3	6	3	5	6	1	4	2	2	1
Sudan	425	408	4	5	7	3	7	4	7	8	5	3	5	3	0
South Sudan	199	309	1	2	6	4	3	4	8	8	1	2	4	0	
Syria ****	203	193	0	6	2	4	2	6	2	4	9	2	4	0	
Tunisia	40	56	0	0	4	1	1	1	6	2	1	1	0		
U.A.E	17	18	0	1	0	0	0	1	0	0	1	0	0	0	0
Yemen	366	429	10	10	17	8	7	8	6	7	9	3	7	6	1
Total EMR	10610	11242	163	226	233	165	202	179	215	219	182	196	172	99	12

No data = No report received

Table 2: Confirmed polio cases by month of onset

Country	Total year 2009	Total year 2010	Up to 16/01		Confirmed polio cases by month of onset											
			2010	2011	February 2010	March 2010	April 2010	May 2010	June 2010	July 2010	August 2010	September 2010	October 2010	November 2010	December 2010	January 2011
Afghanistan	38	24	4	0	2	0	2	3	0	1	5	1	2	3		
Bahrain	0	0	0	0	0	0	0	0	0	0	0	0	0	0		
Djibouti	0	0	0	0	0	0	0	0	0	0	0	0	0	0	0	
Egypt	0	0	0	0	0	0	0	0	0	0	0	0	0	0		
Iran	0	0	0	0	0	0	0	0	0	0	0	0	0	0		
Iraq	0	0	0	0	0	0	0	0	0	0	0	0	0	0		
Jordan ****	0	0	0	0	0	0	0	0	0	0	0	0	0	0		
Kuwait	0	0	0	0	0	0	0	0	0	0	0	0	0	0	0	
Lebanon ****	0	0	0	0	0	0	0	0	0	0	0	0	0	0	0	
Libya	0	0	0	0	0	0	0	0	0	0	0	0	0	0		
Morocco	0	0	0	0	0	0	0	0	0	0	0	0	0	0		
Oman	0	0	0	0	0	0	0	0	0	0	0	0	0	0		
Pakistan	89	142	3	0	4	2	8	5	6	6	15	41	29	15	5	
Palestine ****	0	0	0	0	0	0	0	0	0	0	0	0	0	0	0	
Qatar	0	0	0	0	0	0	0	0	0	0	0	0	0	0	0	
Saudi Arabia	0	0	0	0	0	0	0	0	0	0	0	0	0	0		
Somalia	0	0	0	0	0	0	0	0	0	0	0	0	0	0		
Sudan	5	0	0	0	0	0	0	0	0	0	0	0	0	0		
South Sudan	40	0	0	0	0	0	0	0	0	0	0	0	0	0		
Syria ****	0	0	0	0	0	0	0	0	0	0	0	0	0	0		
Tunisia	0	0	0	0	0	0	0	0	0	0	0	0	0	0		
U.A.E	0	0	0	0	0	0	0	0	0	0	0	0	0	0		
Yemen	0	0	0	0	0	0	0	0	0	0	0	0	0	0		
Total EMR	172	166	7	0	6	2	10	8	6	7	20	42	31	18	5	0

**** UNRWA cases are included with those of country of residence



Table 3: Investigation of AFP cases with paralysis onset in 2010 & 2011 (up to week 02 ending 16 January 2011)

COUNTRY	2010												2011												Latest line List Date						
	AFP									Specimen			Wild isolates			AFP										Specimen			Wild isolates		
	Total AFP cases onset 2009	Case classification					Non polio AFP rate **	AFP cases pending classification > 90 days from onset of paralysis	AFP cases pending classification and lab > 90 days from onset of paralysis	% with *** adequate specimens	Wild P1 Poliovirus	Wild P3 Poliovirus	Total AFP cases onset 2010	Case classification					Non polio AFP rate **	AFP cases pending classification > 90 days from onset of paralysis	AFP cases pending classification and lab > 90 days from onset of paralysis	% with *** adequate specimens	Wild P1 Poliovirus	Wild P3 Poliovirus							
		Total Confirmed Polio Cases *	Polio Compatible	Pending Classification	Discarded (non polio AFP)	VDPV								Total Confirmed Polio Cases *	Polio Compatible	Pending Classification	Discarded (non polio AFP)	VDPV													
Afghanistan	1567	24	5	47	1487	4	9.06	0	0	92.85	16	8	29	0	0	29	0	0	3.8	0	0	93.10	0	0	16/01/2011						
Bahrain	10	0	0	4	6	0	4.87	0	0	80.00	0	0	0	0	0	0	0	0	0	0	0	0	0	0	17/01/2011						
Djibouti	3	0	0	1	2	0	1.23	1	0	33.33	0	0	0	0	0	0	0	0	0	0	0	0	0	0	16/01/2011						
Egypt	1150	0	0	53	1097	0	3.74	5	2	94.78	0	0	40	0	0	40	0	0	2.97	0	0	65.00	0	0	16/01/2011						
Iran	623	0	0	81	542	0	3.52	6	4	89.09	0	0	21	0	0	21	0	0	2.71	0	0	47.62	0	0	16/01/2011						
Iraq	485	0	0	29	456	0	3.36	1	1	87.63	0	0	8	0	0	8	0	0	1.27	0	0	100.00	0	0	15/01/2011						
Jordan	40	0	0	7	33	0	1.76	0	0	95.00	0	0	0	0	0	0	0	0	0	0	0	0	0	0	30/12/2010						
Kuwait	24	0	0	0	24	0	3.33	0	0	100.00	0	0	0	0	0	0	0	0	0	0	0	0	0	0	16/01/2011						
Lebanon	20	0	0	6	14	0	1.81	4	3	45.00	0	0	0	0	0	0	0	0	0	0	0	0	0	0	15/12/2010						
Libya	45	0	0	4	41	0	2.20	0	0	100.00	0	0	1	0	0	1	0	0	1.11	0	0	100.00	0	0	15/01/2011						
Morocco	99	0	0	16	83	0	1.00	2	1	78.79	0	0	0	0	0	0	0	0	0	0	0	0	0	0	14/01/2011						
Oman	33	0	0	1	32	0	4.28	0	0	87.88	0	0	1	0	0	1	0	0	2.96	0	0	0.00	0	0	09/01/2011						
Pakistan	5307	142	8	208	4949	0	6.24	36	14	88.92	118	24	29	0	0	29	0	0	0.8	0	0	75.86	0	0	15/01/2011						
Palestine	15	0	0	0	15	0	0.95	0	0	100.00	0	0	2	0	0	2	0	0	2.84	0	0	100.00	0	0	16/01/2011						
Qatar	5	0	0	1	4	0	2.14	0	0	80.00	0	0	0	0	0	0	0	0	0	0	0	0	0	0	16/01/2011						
Saudi Arabia	238	0	0	44	194	0	2.82	0	0	97.06	0	0	13	0	0	13	0	0	3.52	0	0	100.00	0	0	16/01/2011						
Somalia	165	0	0	8	153	4	3.41	0	0	99.39	0	0	4	0	0	4	0	0	1.82	0	0	100.00	0	0	14/01/2011						
Sudan	408	0	0	6	402	0	2.83	0	0	97.30	0	0	4	0	0	4	0	0	0.62	0	0	100.00	0	0	16/01/2011						
South Sudan	309	0	0	16	293	0	4.02	2	0	91.91	0	0	1	0	0	1	0	0	0.3	0	0	100.00	0	0	14/01/2011						
Syria	193	0	0	8	184	1	2.01	0	0	95.85	0	0	0	0	0	0	0	0	0	0	0	0	0	0	12/01/2011						
Tunisia	56	0	0	1	55	0	2.18	0	0	94.64	0	0	0	0	0	0	0	0	0	0	0	0	0	0	07/01/2011						
U.A.E	18	0	0	2	16	0	1.78	0	0	100.00	0	0	0	0	0	0	0	0	0	0	0	0	0	0	16/01/2011						
Yemen	429	0	0	96	333	0	3.86	6	5	96.74	0	0	10	0	0	10	0	0	2.07	0	0	80.00	0	0	16/01/2011						
EMR	11242	166	13	639	10415	9	4.59	63	30	91.10	134	32	163	0	0	163	0	0	1.54	0	0	77.30	0	0							
EMR 2009	10610	172	29	0	10401	8	4.40	0	0	91.06	122	52																			

* Confirmed polio cases refer to wild isolation from AFP cases or from contacts of negative index AFP cases

** Non-polio AFP per 100,000 children <15 years

*** Adequate here refers to two stool specimens collected at least 24 hours apart, within 14 days of paralysis of onset

**** AFP cases co infected with P1 and P3 are counted separately as wild isolates



Table 4: Investigation of contacts of AFP cases with paralysis onset in 2010 (up to week 02 ending 16 January 2011)

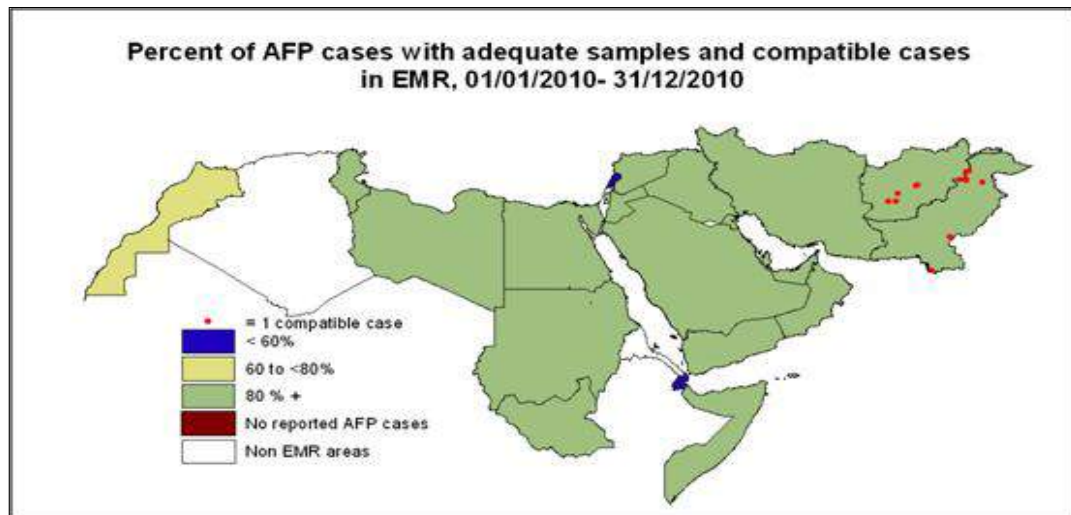
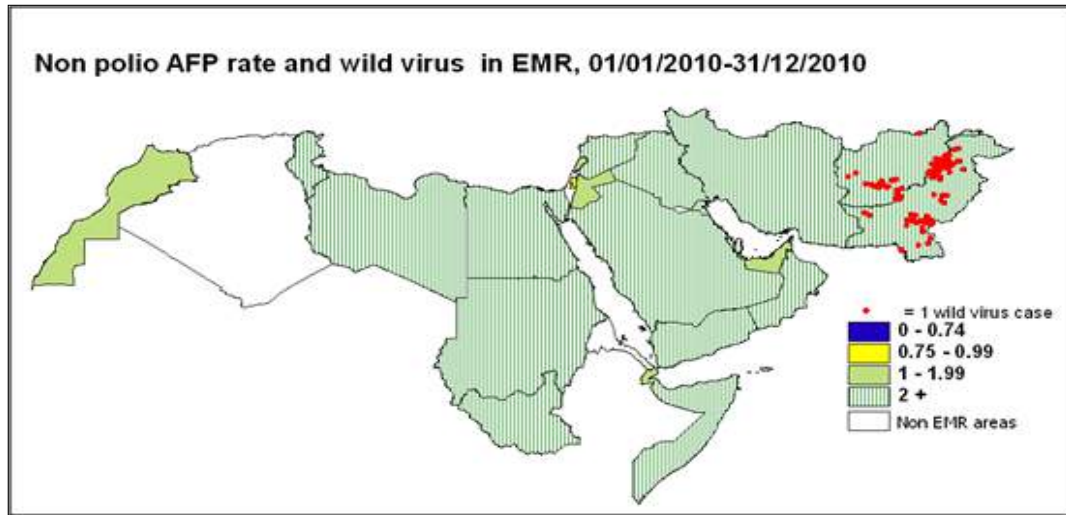
Country	No. of AFP cases	No. of eligible AFP cases for contact sampling*	% of eligible AFP cases with contact samplings	% of eligible AFP cases with 3+ contacts	Total number of Contacts**	% of contacts under 5 years	% of contacts with specimens collected within 7 days of notification of index	% Contact specimens in lab within 3 days of collection	% Contact specimens positive for NPEV	% Contact specimens positive for Sabin like virus	No. of contacts positive for wild virus	% of wild polio virus isolation from contacts	No. of Contacts positive for VDPVs	No. of -ve index AFP cases identified positive by contact	No. of district identified infected from contacts
Afghanistan	29	2	0.0	0.0	3	100.0	100.0				0			0	0
Bahrain											0				0
Djibouti											0				0
Egypt	40	15	13.3	13.3	12	75.0	100.0				0			0	0
Iran	21	11	0.0	0.0	0						0			0	0
Iraq	8	0			0						0			0	0
Jordan											0				0
Kuwait											0				0
Lebanon											0				0
Libya	1	0			0						0			0	0
Morocco											0				0
Oman	1	1	0.0	0.0	0						0			0	0
Pakistan	29	7	0.0	0.0	0						0			0	0
Palestine	2	0			0						0			0	0
Qatar											0				0
Saudi Arabia	13	0			0						0			0	0
Somalia	4	0			6	83.3	100.0				0			0	0
Sudan	4	0			0						0			0	0
South Sudan	1	0			0						0			0	0
Syria											0				0
Tunisia											0				0
U.A.E.											0				0
Yemen	10	2	0.0	0.0	0						0			0	0
Total 2011	163	38	5.3	5.3	21	81.0	100.0				0			0	0
Total 2010	11242	1026	78.9	74.5	4883	83.3	71.6	53.4	19.2	3.2	13	0.3	7	8	4

* Eligible refers to AFP cases with inadequate stool specimens

** Total number of contacts from eligible AFP cases and from other AFP cases as per with country criteria for contact sampling

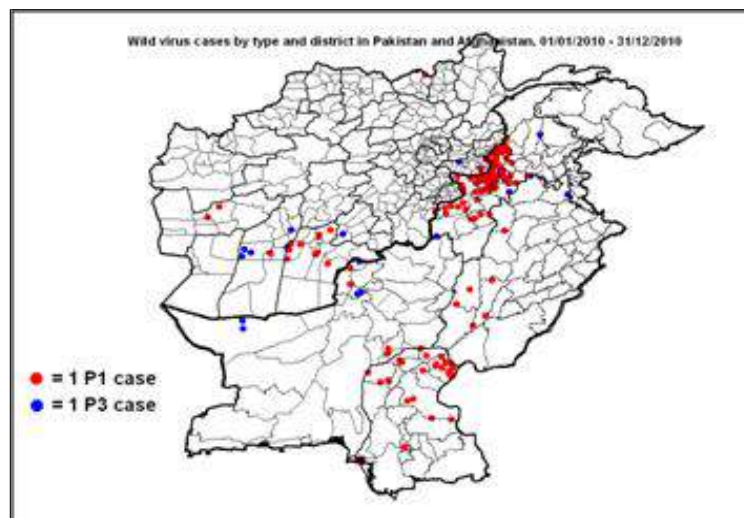
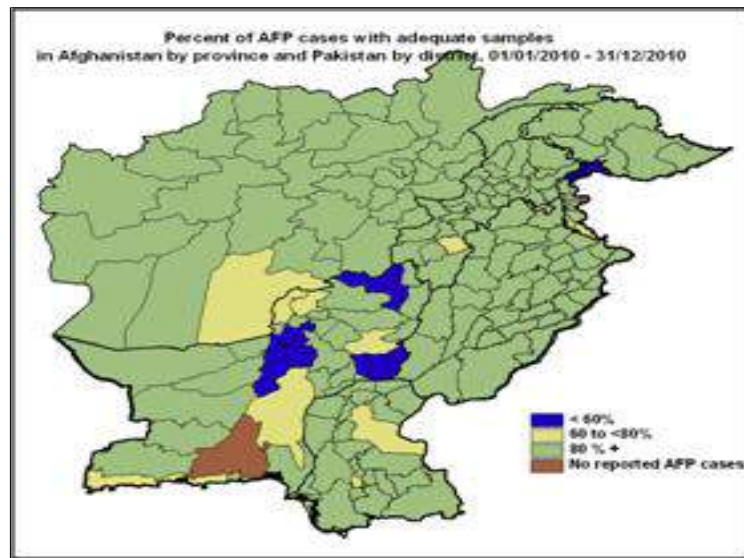
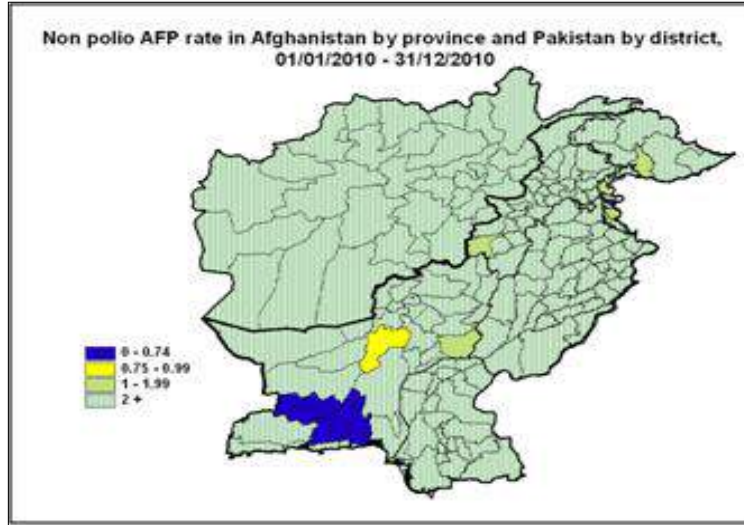
Last wild contacts in EMRO, 01/01/2010 - 31/12/2010

Year	Country	Data	Date of Most Recent stool collection
2010	Pakistan	6	24/11/2010
	Afghanistan	7	02/11/2010
2010 Total		13	24/11/2010



Wild polio cases by country and date of onset of paralysis in EMR, 2010

Year	COUNTRY	P1			P3			Total Count	Total First Case	Total Last Case
		Count	First Case	Last Case	Count	First Case	Last Case			
2010	AFG	16	08/01/2010	11/11/2010	8	06/01/2010	11/04/2010	24	06/01/2010	11/11/2010
	PAK	118	01/01/2010	23/12/2010	24	07/01/2010	18/11/2010	142	01/01/2010	23/12/2010
2010 Total		134	01/01/2010	23/12/2010	32	06/01/2010	18/11/2010	166	01/01/2010	23/12/2010





Wild Polio cases by district and date of onset of paralysis, Afghanistan 2010

PROVINCE	DISTRICT	P1			P3		
		Count	First case	Last case	Count	First case	Last case
KUNDUZ	IMAM SAHIB	1	13/08/2010	13/08/2010			
FARAH	BALA BULUK	1	08/01/2010	08/01/2010			
	KHAKI SAFED	1	08/05/2010	08/05/2010			
NANGARHAR	SURKH ROD				1	08/04/2010	08/04/2010
	SHINWAR	1	15/05/2010	15/05/2010			
	LAL PUR	1	02/11/2010	02/11/2010			
KANDAHAR	KANDAHAR	2	25/08/2010	19/10/2010			
	MAYWAND	4	26/08/2010	11/10/2010	1	11/04/2010	11/04/2010
	SPIN BOLDAK	1	11/11/2010	11/11/2010			
	SHAH WALI KOT	3	23/05/2010	19/08/2010			
ZABUL	MIZAN				1	26/02/2010	26/02/2010
HILMAND	NAWAY_I_BARAKZAYI	1	01/11/2010	01/11/2010			
	NAD ALI				3	06/01/2010	27/02/2010
	SANGIN				1	24/01/2010	24/01/2010
	LASHKAR GAH				1	07/01/2010	07/01/2010
Grand Total		16	08/01/2010	11/11/2010	8	06/01/2010	11/04/2010

Bala Buluk P1 case (08/01/2010) was identified as wild by a positive contact with date of stool collection 10/01/2010
 Khaki Safed P1 case (08/05/2010) was identified as wild by a positive contact with date of stool collection 06/06/2010
 Maywand P1 case (26/08/2010) was identified as wild by a positive contact with date of stool collection 24/10/2010
 Kandahar P1 case (19/10/2010) was identified as wild by a positive contact with date of stool collection 02/11/2010

Wild Polio cases by district and date of onset of paralysis, Pakistan 2010

PROVINCE	DISTRICT	P1			P3		
		Count	First case	Last case	Count	First case	Last case
BALOCHISTAN	QUETTA				3	07/01/2010	17/02/2010
	CHAGHAI				2	09/03/2010	16/04/2010
	KABDULAH	2	30/04/2010	21/11/2010	1	08/04/2010	08/04/2010
	NSIRABAD	2	16/10/2010	26/11/2010			
	JAFARABAD	1	13/10/2010	13/10/2010			
PUNJAB	RAWALPINDI				1	24/06/2010	24/06/2010
	MIANWALI	1	21/09/2010	21/09/2010			
	DGKHAN	2	13/06/2010	01/09/2010			
	MUZFARGARH	3	26/08/2010	22/11/2010			
SINDH	HYDERABAD	1	03/09/2010	03/09/2010			
	SANGHAR	2	21/08/2010	06/10/2010			
	SUKKUR	1	26/09/2010	26/09/2010			
	GHOTKI	12	18/08/2010	25/10/2010			
	KHAIRPUR	2	21/09/2010	24/10/2010			
	SHIKARPUR	1	21/12/2010	21/12/2010			
	JACOBABAD	1	23/10/2010	23/10/2010			
	KASHMORE	1	28/09/2010	28/09/2010			
	KAMBAR	3	25/09/2010	25/10/2010			
	KHIGIQBAL				1	19/01/2010	19/01/2010
	KHIKORANGI	1	26/11/2010	26/11/2010			
KHISITE	1	20/11/2010	20/11/2010				
KHYBER PAKHTOON	SWAT				1	05/02/2010	05/02/2010
	DIRUPPER	1	10/09/2010	10/09/2010			
	PESHAWAR	6	27/01/2010	15/11/2010	2	04/03/2010	25/05/2010
	CHARSADA	1	13/04/2010	13/04/2010			
	NOWSHERA	1	25/09/2010	25/09/2010			
	SWABI	1	19/09/2010	19/09/2010	1	16/06/2010	16/06/2010
	KOHAT	1	21/09/2010	21/09/2010	1	21/10/2010	21/10/2010
	HANGU	5	09/07/2010	23/12/2010			
	BANNU	1	12/10/2010	12/10/2010			
	LAKKIMRWT	3	24/04/2010	21/09/2010			
	TANK	1	10/12/2010	10/12/2010			
FATA	BAJOUR	9	01/01/2010	20/10/2010	2	12/01/2010	24/02/2010
	KHYBER	24	27/02/2010	30/11/2010	8	24/05/2010	18/11/2010
	KURRAM	4	13/07/2010	18/09/2010			
	MOHMAND	13	15/04/2010	19/12/2010			
	ORAKZAI	3	28/08/2010	28/09/2010			
	WAZIR-N	7	07/04/2010	03/11/2010			
	WAZIR-S				1	20/07/2010	20/07/2010
	Grand Total	118	01/01/2010	23/12/2010	24	07/01/2010	18/11/2010

Khyber P3 case (22/10/2010) was identified as wild by a positive contact with date of stool collection 03/11/2010
 Hyderabad P1 case (03/09/2010) was identified as wild by a positive contact with date of stool collection 18/10/2010
 Jacobabad P1 case (23/10/2010) was identified as wild by a positive contact with date of stool collection 13/11/2010
 Kambar P1 case (25/09/2010) was identified as wild by a positive contact with date of stool collection 24/11/2010