

Highlights of Polio Fax Bulletin No. 1195 for Week 34 2021

I. Salient features this week

1. Polio eradication teams at the Regional and Country levels continue to contribute to the COVID19 Response, particularly in areas of surveillance (field and laboratory), data analysis, communications, and coordination.
2. No new wild poliovirus type-1 (WPV1) case reported, but one positive environmental sample from Pakistan was reported this week.
3. No new circulating vaccine derived poliovirus (cVDPV) isolates from human or environmental samples reported.

II. Wild Poliovirus Type-1 (WPV1) Transmission

WPV1 transmission continues though restricted globally to only two countries in the EMR namely Pakistan and Afghanistan – the remaining polio endemic countries in the world.

As of week 34 of 2021, two WPV1 cases were reported [118 in the same period in 2020; Afghanistan – 47, Pakistan - 71].

a. *Human samples*: No new WPV1 cases reported this week.

Afghanistan:

In 2021 to date, **1 WPV1** case has been reported so far from Southeast Region with onset of paralysis **1 January 2021**.

Pakistan:

In 2021 to date, **1 WPV1** case has been reported so far from Balochistan province with date of onset **27 January 2021**.

b. *Environmental samples*: One new positive environmental sample from Pakistan reported this week. This new WPV1 positive environmental sample was collected on 9 August 2021 from Dera Ismail Khan district of Khyber Pakhtunkhwa province.

- **Afghanistan**: In 2021 to date, there is **1** WPV1 combined with cVDPV2 positive environmental sample reported with collection date on **23 February 2021**.
- **Pakistan**: In 2021, there are **62** WPV1 positive environmental samples (including 16 mixture of WPV1 and cVDPV2, 4 mixture of WPV1 and aVDPV2 and 1 mixture of WPV1 and aVDPV3) with most recent sample collected on **9 August 2021**.

III. Circulating Vaccine Derived Polioviruses (cVDPVs): No new cVDPV isolates from human or environmental samples reported this week

In 2021 to date, three cVDPV1 cases reported from Yemen and 51 cVDPV2 cases were reported (Afghanistan 43 and Pakistan 8).

1. **Outbreaks/Events**: *Five countries (barring endemics) have evidence of VDPVs transmission, four with cVDPV2 and one with cVDPV1.*

Afghanistan: No new cVDPV2 isolates from human or environmental samples reported.

In 2021 to date, there are **43 cVDPV2** cases: 17 from West Region, 12 from South Region, eight from South East Region, four from Central Region and two from North Region. **The most recent case had onset on 9 July 2021.**

Environment: In 2021 to date, there are **40** cVDPV2 positive environmental samples including 1 mixture of WPV1 and cVDPV2 reported with **most recent sample collected on 23 June 2021.**

Pakistan: No new cVDPV2 isolates from human or environmental samples reported.

In 2021, there are **eight** cVDPV2 cases reported four from Balochistan, two from Sindh and one each from KP and Punjab provinces with **most recent onset on 23 April 2021**.

Environment: In 2021 to date; there are **32** cVDPV2 positive samples including 16 mixture of WPV1 and cVDPV2 with **most recent sample collected on 18 May 2021**.

SOMALIA: No new isolates from human or environmental samples reported this week.

Environment: One cVDPV2 positive environmental sample was reported from Banadir province, **with date of specimen collection on 23 May 2021**.

SUDAN: No new isolates from human or environmental samples reported this week.

No VDPV isolates from human or environmental sample in 2021 so far.

The most recent isolate was from a case having onset of paralysis on 18 December 2020.

Egypt: No new cVDPV2 isolates from human or environmental samples reported. There are four VDPV2 isolates from environmental samples reported this week nonetheless. All of the four new isolates are not related with each other or cVDPV2s earlier reporting within country or elsewhere.

In 2021 to date, **10** cVDPV2 positive environmental samples are reported. These include three from Qena province; two each from Aswan and Alexandria provinces; and one each from Beni Suef, Kafr El Sheikh and Giza provinces. The cVDPV2 isolates belong to CHA-NDG-1 emergence (importation from Sudan/Chad). **Date of the recent most cVDPV2 positive environmental sample is 8 June 2021. There is no child paralyzed due to cVDPV2.**

A total of 1 VDPV1, 2 aVDP2, 51 VDPV2 positive samples in 2021 are reported so far, each having no relation with others reported from country or elsewhere.

YEMEN: No new cVDPV1 cases reported this week.

In 2021 to date, **3** cVDPV1 cases were reported with most recent date of onset on 27 March 2021.

VDPV Events: There is one country having a Polio Event due to VDPV2.

Iran: No new isolates from human or environmental samples reported this week.

In 2021 to date, **1** cVDPV2 positive environmental sample was collected from Zehedan district, Sistan & Balochistan province. The isolate is genetically related with earlier Pakistan virus. **Date of collection was on 20 February 2021. There is no child paralyzed due to cVDPV2.**

IV. Surveillance performance indicators

In 2021, 13 out of 22 member states (13 in the same period in 2020) are meeting the global target of both key surveillance indicators: non-polio AFP rate of 2/100,000 children aged below 15 years and percent AFP cases with adequate specimen 80% and above.

- Djibouti, Morocco, and Tunisia are missing both indicators as their non-polio AFP rates are 1.6, 0.6 and 0.7 and the percentages of AFP cases with adequate stool specimens is 75.0%, 56.4% and 69.2% respectively.
- Bahrain, Jordan, Oman, Palestine, Qatar and United Arab Emirates have a non-polio AFP rate of 1.5, 0.4, 0.9, 0.6, 0.7 and 1.0 respectively.

World Health Organization – Regional Office for Eastern Mediterranean

AFP SURVEILLANCE

30-Aug-21

Week 34, ending 29 August 2021

Number 1195

Table 1: Acute Flaccid Paralysis (AFP) cases by week of onset

Country	Reported AFP cases by week of onset - Week (34/21) / Ending on : 29/08/2021														
	Total AFP 2019	Total AFP 2020	Total AFP to date, 2021	W23 13 Jun 21	W24 20 Jun 21	W25 27 Jun 21	W26 04 Jul 21	W27 11 Jul 21	W28 18 Jul 21	W29 25 Jul 21	W30 01 Aug 21	W31 08 Aug 21	W32 15 Aug 21	W33 22 Aug 21	W34 29 Aug 21
Afghanistan	3768	3972	2583	70	85	68	78	67	39	75	67	77	61	40	3
Bahrain	17	15	3	0	0	1	0	0	0	0	0	0	0	0	0
Djibouti	5	5	4	0	0	0	0	0	0	0	0	0	0	0	0
Egypt	1343	1009	800	33	35	27	17	31	10	13	18	29	23	24	2
Iran	1070	618	418	12	21	17	20	13	6	10	5	5	2	0	0
Iraq	1157	476	448	19	21	10	21	13	4	13	10	9	8	3	
Jordan ****	113	32	11	1	1	0	0	0	1	0	1	1	1	0	
Kuwait	48	36	26	1	1	1	1	1	1	1	0	1	0	0	0
Lebanon ****	87	49	24	2	2	0	1	2	0	1	0	2	0		
Libya	107	95	55	4	1	1	1	1	2	2	0	1	5	0	
Morocco	247	87	39	0	3	0	1	2	0	0	0	0	0	0	
Oman	30	22	7	0	0	0	0	0	0	0	0	0	0	1	0
Pakistan	15218	11972	7503	280	272	235	229	245	169	239	254	251	174	40	1
Palestine ****	62	16	7	0	0	0	0	0	0	0	1	0	1	1	0
Qatar	9	9	2	0	0	0	0	0	0	0	0	0	0	0	0
Saudi Arabia	236	200	119	2	6	8	5	5	3	1	5	6	7	1	0
Somalia	361	376	232	8	6	10	6	4	10	5	6	6	8	0	1
Sudan	608	733	373	11	9	14	15	10	6	6	20	15	8	5	
Syria ****	377	343	275	8	10	10	10	9	2	7	15	10	10	6	1
Tunisia	79	42	13	0	0	0	0	0	0	0	0	0			
U.A.E	50	19	10	0	0	2	0	0	1	0	0	0	0		
Yemen	779	825	484	15	15	13	15	15	13	14	10	15	9	4	
Total EMR	25771	20951	13436	466	488	417	420	418	267	387	412	428	317	125	8

No data = No report received

Table 2: Confirmed polio cases by month of onset

Country	Total year 2019	Total year 2020	29/08		Confirmed polio cases by month of onset											
			2020	2021	September 2020	October 2020	November 2020	December 2020	January 2021	February 2021	March 2021	April 2021	May 2021	June 2021	July 2021	August 2021
Afghanistan	29	56	47	1	6	3	0	0	1	0	0	0	0	0	0	
Bahrain	0	0	0	0	0	0	0	0	0	0	0	0	0	0	0	0
Djibouti	0	0	0	0	0	0	0	0	0	0	0	0	0	0	0	0
Egypt	0	0	0	0	0	0	0	0	0	0	0	0	0	0	0	
Iran	0	0	0	0	0	0	0	0	0	0	0	0	0	0	0	
Iraq	0	0	0	0	0	0	0	0	0	0	0	0	0	0	0	
Jordan ****	0	0	0	0	0	0	0	0	0	0	0	0	0	0	0	
Kuwait	0	0	0	0	0	0	0	0	0	0	0	0	0	0	0	
Lebanon ****	0	0	0	0	0	0	0	0	0	0	0	0	0	0	0	
Libya	0	0	0	0	0	0	0	0	0	0	0	0	0	0	0	
Morocco	0	0	0	0	0	0	0	0	0	0	0	0	0	0	0	
Oman	0	0	0	0	0	0	0	0	0	0	0	0	0	0	0	
Pakistan	147	84	71	1	7	4	2	0	1	0	0	0	0	0	0	
Palestine ****	0	0	0	0	0	0	0	0	0	0	0	0	0	0	0	
Qatar	0	0	0	0	0	0	0	0	0	0	0	0	0	0	0	
Saudi Arabia	0	0	0	0	0	0	0	0	0	0	0	0	0	0	0	
Somalia	0	0	0	0	0	0	0	0	0	0	0	0	0	0	0	
Sudan	0	0	0	0	0	0	0	0	0	0	0	0	0	0	0	
Syria ****	0	0	0	0	0	0	0	0	0	0	0	0	0	0	0	
Tunisia	0	0	0	0	0	0	0	0	0	0	0	0	0	0	0	
U.A.E	0	0	0	0	0	0	0	0	0	0	0	0	0	0	0	
Yemen	0	0	0	0	0	0	0	0	0	0	0	0	0	0	0	
Total EMR	176	140	118	2	13	7	2	0	2	0	0	0	0	0	0	0

**** UNRWA cases are included with those of country of residence

AFP SURVEILLANCE

Week 34, ending 29 August 2021

30-Aug-21

Number 1195

Table 3: Investigation of AFP cases with paralysis onset in 2020 & 2021 up to Week (34/21) / Ending on : 29/08/2021)

COUNTRY	2020												2021												Latest line List Date				
	AFP										Specimen		Wild cases ****		AFP											Specimen		Wild cases ****	
	Total AFP cases onset 2020	Case classification					Non polio AFP rate **	AFP cases pending classification > 90 days from onset of paralysis	AFP cases pending classification and lab > 90 days from onset of paralysis	% with *** adequate specimens	Wild P1 Poliovirus	Wild P3 Poliovirus	Total AFP cases onset 2021	Case classification					Annualized Non polio AFP rate **	AFP cases pending classification > 90 days from onset of paralysis	AFP cases pending classification and lab > 90 days from onset of paralysis	% with *** adequate specimens	Wild P1 Poliovirus	Wild P3 Poliovirus					
		Total Confirmed Polio Cases *	Polio Compatible	Pending Classification	Discarded (non polio AFP)	VDPV *****								Total Confirmed Polio Cases *	Polio Compatible	Pending Classification	Discarded (non polio AFP)	VDPV *****											
Afghanistan	3972	56	3	0	3600	314	18.5	0	0	92.6	56	0	2583	1	1	204	2332	45	18.1	35	0	93.8	1	0	29/08/2021				
Bahrain	15	0	0	0	15	0	5.0	0	0	93.3	0	0	3	0	0	0	3	0	1.5	0	0	100.0	0	0	29/08/2021				
Djibouti	5	0	0	0	5	0	1.4	0	0	100.0	0	0	4	0	0	0	4	0	1.6	0	0	75.0	0	0	29/08/2021				
Egypt	1009	0	0	0	1009	0	2.6	0	0	94.6	0	0	800	0	0	114	685	0	3.1	5	0	87.3	0	0	26/08/2021				
Iran	618	0	0	0	618	0	3.0	0	0	98.5	0	0	418	0	0	10	408	0	3.1	0	0	95.9	0	0	29/08/2021				
Iraq	476	0	0	0	476	0	2.8	0	0	93.3	0	0	448	0	0	43	405	0	3.9	14	0	91.7	0	0	28/08/2021				
Jordan	32	0	0	0	32	0	0.8	0	0	96.9	0	0	11	0	0	0	11	0	0.4	0	0	100.0	0	0	26/08/2021				
Kuwait	36	0	0	0	36	0	4.1	0	0	91.7	0	0	26	0	0	2	24	0	4.5	0	0	88.5	0	0	29/08/2021				
Lebanon	49	0	0	0	49	0	3.1	0	0	89.8	0	0	24	0	0	8	16	0	2.3	1	0	91.7	0	0	20/08/2021				
Libya	95	0	0	0	94	1	3.6	0	0	100.0	0	0	55	0	0	12	43	0	3.2	0	0	100.0	0	0	28/08/2021				
Morocco	87	0	0	0	87	0	0.9	0	0	78.2	0	0	39	0	0	28	11	0	0.6	18	5	56.4	0	0	27/08/2020				
Oman	22	0	0	0	22	0	1.9	0	0	100.0	0	0	7	0	0	1	6	0	0.9	0	0	85.7	0	0	29/08/2021				
Pakistan	11972	84	29	0	11719	142	15.2	0	0	85.4	84	0	7503	1	3	675	6808	16	11.3	144	0	87.5	1	0	29/08/2021				
Palestine	16	0	0	0	16	0	0.9	0	0	100.0	0	0	7	0	0	5	2	0	0.6	2	0	100.0	0	0	29/08/2021				
Qatar	9	0	0	0	9	0	2.1	0	0	33.3	0	0	2	0	0	0	2	0	0.7	0	0	100.0	0	0	29/08/2021				
Saudi Arabia	200	0	0	0	200	0	2.4	0	0	96.0	0	0	119	0	0	43	76	0	2.2	0	0	92.4	0	0	29/08/2021				
Somalia	376	0	0	1	360	15	4.7	1	0	94.7	0	0	232	0	0	49	183	0	4.2	3	2	96.6	0	0	29/08/2021				
Sudan	733	0	0	0	675	58	3.8	0	0	92.9	0	0	373	0	0	48	325	0	2.9	4	0	94.9	0	0	26/08/2021				
Syria	343	0	0	0	343	0	4.3	0	0	91.0	0	0	275	0	0	36	239	0	5.4	0	0	91.6	0	0	28/08/2021				
Tunisia	42	0	0	0	42	0	1.5	0	0	54.8	0	0	13	0	0	3	10	0	0.7	3	3	69.2	0	0	12/08/2021				
U.A.E	19	0	0	0	19	0	1.5	0	0	100.0	0	0	10	0	0	5	5	0	1.0	4	1	100.0	0	0	16/08/2021				
Yemen	825	0	1	0	794	31	5.4	0	0	88.7	0	0	484	0	0	201	280	3	4.7	38	27	90.9	0	0	28/08/2021				
EMR	20951	140	33	1	20220	561	8.0	1	0	88.6	140	0	13436	2	4	1487	11878	64	7.1	271	38	89.7	2	0					
2019	25771	176	7	0	25559	29	10.2	0	0	89.5	176	0																	

* Confirmed polio cases refer to wild isolation from AFP cases or from contacts of negative index AFP cases

** Non-polio AFP per 100,000 children <15 years

*** Adequate here refers to two stool specimens collected at least 24 hours apart, within 14 days of paralysis onset and specimens received in the lab in Good Condition

**** AFP cases co infected with P1 and P3 are counted separately as wild isolates

***** VDPV cases including all types (ambiguous, immune deficient & circulating)

World Health Organization – Regional Office for Eastern Mediterranean
AFP SURVEILLANCE
Week 34, ending 29 August 2021

30-Aug-21
Number 1195

COUNTRY	2020						2021					
	# OF CONTACTS	LAB RESULTS					# OF CONTACTS	LAB RESULTS				
		WILD	VDPV	SL	NPEV	PENDING		WILD	VDPV	SL	NPEV	PENDING
AFG	1252	14	79	52	270	0	760	0	16	55	130	30
BAH	1	0	0	0	0	0	0	0	0	0	0	0
DJI	2	0	0	0	0	0	1	0	0	0	0	0
EGY	330	0	0	12	32	0	498	0	0	32	33	73
IRN	46	0	0	0	0	0	105	0	0	11	1	3
IRQ	168	0	0	4	10	0	156	0	0	5	18	3
JOR	0	0	0	0	0	0	0	0	0	0	0	0
KUW	4	0	0	0	0	0	18	0	0	0	1	6
LEB	5	0	0	0	0	0	13	0	0	0	1	0
LIB	24	0	0	0	0	0	0	0	0	0	0	0
MOR	8	0	0	0	0	2	19	0	0	0	0	5
OMA	64	0	0	2	8	0	10	0	0	1	0	0
PAK	4653	21	19	379	787	0	3071	0	3	181	522	158
PAL	0	0	0	0	0	0	0	0	0	0	0	0
QAT	0	0	0	0	0	0	0	0	0	0	0	0
SAA	21	0	0	0	0	0	15	0	0	0	0	1
SOM	1110	0	11	23	150	4	691	0	0	1	65	160
SUD	363	0	18	3	31	5	80	0	0	1	4	23
SYR	280	0	0	11	15	0	69	0	0	5	7	1
TUN	9	0	0	0	0	0	1	0	0	0	0	0
UAE	0	0	0	0	0	0	0	0	0	0	0	0
YEM	230	0	0	7	41	0	149	0	0	2	9	74
EMR	8570	35	127	493	1344	11	5656	0	19	294	791	537

Table 4 (B): Most recent wild contacts in EMRO, 2020-2021

Year	Country	Data	
		Count of wild contacts	Date of Most Recent stool collection
2020	Afghanistan	14	26/Jul/20
	Pakistan	21	14/Dec/20
2020 Total		35	14/Dec/20

Table 4 (C): Number of distribution by district of -ve index AFP cases identified as wild positive by contact in EMR, 2020-2021

YEAR	COUNTRY	PROVINCE	DISTRICT	COUNT	First case	Last case
2020	AFG	KANDAHAR	NESH	1	23-May-20	23-May-20
			HILMAND	1	04-Jan-20	04-Jan-20
			NIMROZ	1	28-Feb-20	28-Feb-20
			FARAH	1	06-May-20	06-May-20
	PAK	BALOCHISTAN	KSAIFULLAH	1	01-Sep-20	01-Sep-20
			PUNJAB	1	24-Jul-20	24-Jul-20
			LAHORE	2	18-Jan-20	05-Jul-20
			DG KHAN	1	20-Jan-20	20-Jan-20
			KARAK	2	07-Feb-20	14-Jul-20
	KHYBER PAKHTUNKHWA (KP)	SINDH	JACOBABAD	2	07-Feb-20	14-Jul-20
			JACOBABAD	2	07-Feb-20	14-Jul-20
2020 Total				11	04-Jan-20	01-Sep-20

Table 5: Laboratory investigation of AFP cases with paralysis onset in 2020 up to Week (34/2021) / Ending on : (29/08/2021)

Country	Polio laboratories ITD / Nucleotide Sequencing (Nucleotide Sequencing performed by EGY, PAK, TUN, CDC and RIVM laboratories)	AFP cases with specimens	Preliminary virus isolation results of AFP cases						Poliovirus intratypic differentiation results #										Indicators				Latest report Date			
			Referred for ITD		NPEV only	Negative	Pending		Type 1			Type 2			Type 3			Discordant pending sequence	NPEV by PCR	Non-EV	Pending ITD	% specimens positive for NPEV*		% AFP cases with culture results within 14 days	% AFP cases with ITD results within 7 days	% AFP cases with ITD results within 45 days of onset**
			L20B+	L20B+/NPEV			received < / = 14 days	received > 14 days ago	Wild	Sabin	VDPV	Wild	Sabin	VDPV	Wild	Sabin	VDPV									
Afghanistan	RRL Pakistan	2555	215	28	449	1720	121		1	93	1		71	40		85		4			16%	99%	99%	98%	29/08/2021	
Bahrain	NPL Oman / CDC	3				2		1													0%	100%		0%	09/08/2021	
Djibouti	NPL Kenya / CDC	4			1																100%			100%	29/08/2021	
Egypt***	RRL Egypt	758	61	3	78	561	52	3				58				2		2			8%	96%	100%	99%	26/08/2021	
Iran	NPL Iran / CDC	445	12		4	415	14		3			6			3						1%	100%	100%	98%	28/08/2021	
Iraq	RRL Egypt	442	8		33	389	11	1	3						13				1		8%	100%	50%	98%	26/08/2021	
Jordan	NPL Jordan / RRL EGYPT	11			1	9	1														10%	100%		100%	22/08/2021	
Kuwait	RRL Kuwait / RIVM	27				26		1													0%	100%		100%	26/08/2021	
Lebanon	NPL Jordan / RRL EGYPT	22			1	21															5%	100%			22/08/2021	
Libya	RRL Tunisia / RIVM	43				43															0%	100%		98%	12/08/2021	
Morocco	NPL Morocco / RRL Tunisia	39			1	36	2														3%	100%		97%	27/08/2021	
Oman	NPL Oman / CDC	6				6															0%	100%		100%	09/08/2021	
Pakistan	RRL Pakistan	7366	397	46	1466	5127	316	4	1	156			171	13		171	1	6			17%	100%	100%	97%	29/08/2021	
Palestine & UNRWA		7				5	2														0%	20%		100%	29/08/2021	
Qatar	NPL Oman / CDC	2				2															0%	100%		100%	09/08/2021	
Saudi Arabia	NPL Saudi Arabia / CDC	114	2			98	9	5								2					0%	92%	50%	98%	22/08/2021	
Somalia	NPL Kenya / CDC	232			30	153	7	41													16%	4%		84%	29/08/2021	
Sudan	NPL Sudan / RRL Egypt	372			57	291	23	2					1								16%	95%	100%	100%	26/08/2021	
Syria	NPL Syria / RRL Egypt	272	4		17	223	28														6%	100%		0%	28/08/2021	
Tunisia	RRL Tunisia	13				13															0%	100%		100%	12/08/2021	
U.A.E	NPL Oman / CDC	7				7															0%	100%		43%	09/08/2021	
Yemen	NPL Kenya / CDC	282	9		58	215				1	3					5					16%	100%	100%	0%	28/08/2021	
Total EMR 2021		13022	708	77	2196	9362	586	58	2	259	4		307	53		281	1	10	2	1	14%	98%	98%	95%		
Total EMR 2020		20386	1681	93	3046	15555		4	129	352	32		509	468		462	2	3	18	11	14%	94%	97%	93%		

* Specimens from all sources including non-AFP cases, excluding environmental samples

** This indicator reflects surveillance and laboratory activities

Table 6: Environmental isolate by year and type

COUNTRY	LAB RESULTS	2016	2017	2018	2019	2020	2021	
AFG	Wild	2	42	83	56	28	1	
	Wild+cVDPV2					7	3	
	aVDPV2					2	8	
	cVDPV2					167	39	
	Enteric	125	170	177	138	111	111	
	Negative	6	9	5	3	3	7	
	Pending						24	
	SL1/3	36	94	71	60	31	22	
	SL2	16	1		2	64	92	
	AFG Total		145	314	336	259	413	309
BDI	Pending						7	
BDI Total							7	
EGY	aVDPV1					1	7	
	aVDPV2					2	2	
	aVDPV3					1	2	
	cVDPV2					10	10	
	Enteric	354	322	321	397	288	71	
	Negative	34	41	32	34	41	16	
	Pending						39	
	SL1/3	79	159	187	269	212	45	
	SL2	60					193	
	VDPV1	1					51	
EGY Total		528	522	540	700	545	428	
IRN	Wild				5		1	
	aVDPV2					3	1	
	cVDPV2					3	18	
	Enteric		1	29	55	23	18	
	Negative		1	3	3		3	
	Pending						3	
	SL1/3		4	22	10	16	6	
	SL2					1	7	
	IRN Total		6	34	71	41	49	
	JOR	Enteric	1	13	27	24	9	6
Negative			2			1	1	
Pending						1	1	
SL1/3		1	16	9	12	14	13	
SL2							1	
JOR Total		2	15	26	24	16	12	
KUW	Enteric			2	9	2	1	
	Negative				1	16	3	
	Pending						7	
	SL1/3			1	4	2	2	
KUW Total				7	19	13		
KRM	Enteric				1	1	2	
	Negative						2	
	Pending						2	
	SL1/3						2	
KRM Total						6		
LEB	Enteric	2	12	24	15	16	18	
	Negative	2	1	1	3	2	4	
	SL1/3		14	20	29	13	4	
	SL2						4	
LEB Total		4	27	45	47	31	26	
PAK	aVDPV1						1	
	Wild	59	105	139	367	337	41	
	Wild+cVDPV2	2	1		10	91	16	
	aVDPV2	1	4		6	4	9	
	cVDPV2	2	4		1	16	26	
	Enteric	300	392	404	308	135	16	
	Negative	6		3	4	6	153	
	Pending						24	
	SL1/3	77	106	127	90	49	45	
	SL2	79	25		22	146	230	
	VDPV2	1					1	
	Wild+aVDPV3						1	
	PAK Total		529	633	675	832	830	564
	SOM	aVDPV2				2	1	1
cVDPV2+cVDPV3					1	26	1	
cVDPV3							1	
Enteric			16	11	23	12	20	
Negative			14	138	29	34	13	
Pending							13	
SL1/3			2	8	6	6	3	
SL2			2	10		5	1	
SOM Total		4	36	213	63	63	71	
SUD	aVDPV2					14	1	
	Enteric			15	51	32	19	
	Negative				4	2	6	
	Pending						15	
	SL1/3				5	2	1	
SL2						4		
SUD Total				15	60	60	45	
SYR	Enteric		4	72	111	152	100	
	Negative				10	17	9	
	Pending						7	
	SL1/3			6	44	36	15	
	SL2			3			1	
SYR Total			6	124	196	204	132	
TOTAL		1248	1575	2017	2267	2245	1640	

Table 7: Environmental Wild/VPV isolate by site 2020-2021

YEAR	COUNTRY	LAB RESULTS	PROVINCE	Count	First date	Last date		
2020	AFG	Wild	HILMAND	10	1/Jan/20	24/Aug/20		
			HIRAT	4	26/Apr/20	23/Aug/20		
			KABUL	1	26/Sep/20	26/Sep/20		
			KANDAHAR	9	28/Jan/20	25/Jun/20		
			KHOST	1	25/Apr/20	25/Apr/20		
			KUNDUZ	1	27/Sep/20	27/Sep/20		
			NANGARHAR	2	26/Jan/20	6/Oct/20		
			HILMAND	1	6/Sep/20	6/Sep/20		
			KANDAHAR	4	25/Jun/20	6/Dec/20		
			NANGARHAR	2	8/Jan/20	25/Jul/20		
			HILMAND	34	27/May/20	27/Dec/20		
			HIRAT	3	26/Sep/20	26/Dec/20		
		KABUL	19	26/Apr/20	5/Nov/20			
		KANDAHAR	35	9/Jul/20	27/Dec/20			
		KHOST	6	24/Jun/20	23/Nov/20			
		KUNAR	5	6/Jun/20	7/Nov/20			
		KUNDUZ	2	23/Aug/20	24/Oct/20			
		LAGHMAN	4	24/Jul/20	6/Oct/20			
		NANGARHAR	58	7/Jan/20	23/Dec/20			
		PAKTYA	1	26/Jul/20	26/Jul/20			
		HILMAND	1	27/Sep/20	27/Sep/20			
		KABUL	1	26/Dec/20	26/Dec/20			
		AFG Total			204	1/Jan/20	27/Dec/20	
		EGY	aVDPV2	GIZA	1	21/Sep/20	21/Sep/20	
	EGY Total			1	21/Sep/20	21/Sep/20		
	IRN	cVDPV2	S & B	3	3/Oct/20	25/Dec/20		
			IRN Total	3	3/Oct/20	25/Dec/20		
	PAK	Wild	AJK	1	25/Feb/20	25/Feb/20		
			BALOCHISTAN	71	1/Jan/20	21/Sep/20		
			GBALTISTAN	1	12/May/20	12/May/20		
			ISLAMABAD	5	16/Jan/20	10/Nov/20		
			KPAKHTUNKHWA	23	28/Jan/20	18/Dec/20		
			PUNJAB	122	4/Jan/20	28/Dec/20		
			SINDH	114	3/Jan/20	8/Dec/20		
			BALOCHISTAN	27	1/Feb/20	21/Dec/20		
			KPAKHTUNKHWA	1	11/Mar/20	11/Mar/20		
			PUNJAB	14	4/Jan/20	12/Oct/20		
			SINDH	49	3/Jan/20	10/Dec/20		
			BALOCHISTAN	1	17/Dec/20	17/Dec/20		
		PUNJAB	5	16/Mar/20	21/Dec/20			
		BALOCHISTAN	15	2/Jun/20	28/Dec/20			
		KPAKHTUNKHWA	5	10/Jan/20	15/Oct/20			
		PUNJAB	3	16/Jan/20	18/Dec/20			
		SINDH	21	8/Jun/20	10/Dec/20			
		BALOCHISTAN	3	17/Sep/20	17/Nov/20			
		KPAKHTUNKHWA	6	10/Apr/20	2/Dec/20			
		PUNJAB	5	4/May/20	30/Dec/20			
		SINDH	2	13/Oct/20	3/Nov/20			
		PAK Total			494	1/Jan/20	30/Dec/20	
SOM		cVDPV2	BANADIR	23	5/Jan/20	24/Oct/20		
			BAY	2	19/Jun/20	20/Jun/20		
	LOWER JUBA		1	8/Sep/20	8/Sep/20			
SOM Total			26	5/Jan/20	24/Oct/20			
SUD	cVDPV2	KHARTOUM	14	29/Mar/20	9/Nov/20			
		SUD Total	14	29/Mar/20	9/Nov/20			
2020 Total			742	1/Jan/20	30/Dec/20			
2021	AFG	Wild+cVDPV2	HILMAND	1	23/Feb/21	23/Feb/21		
			HILMAND	14	4/Jan/21	24/Mar/21		
			HIRAT	1	23/Mar/21	23/Mar/21		
			KABUL	1	6/Mar/21	6/Mar/21		
			KANDAHAR	18	5/Jan/21	23/Jun/21		
			KUNDUZ	1	23/Feb/21	23/Feb/21		
			NANGARHAR	4	5/Jan/21	25/Apr/21		
		aVDPV2	KABUL	1	3/Feb/21	3/Feb/21		
			KANDAHAR	1	7/Mar/21	7/Mar/21		
			NANGARHAR	1	25/Jul/21	25/Jul/21		
			AFG Total		43	4/Jan/21	25/Jul/21	
			EGY	cVDPV2	ALEXANDRIA	2	10/Jan/21	25/Feb/21
					ASWAN	2	20/Jan/21	9/Feb/21
					BENI SUEF	1	27/Jan/21	27/Jan/21
	GIZA	1			31/Jan/21	31/Jan/21		
	KAFR EL-SHEIKH	1			27/Jan/21	27/Jan/21		
	QENA	3			23/Jan/21	8/Jun/21		
	aVDPV2	CAIRO	1	28/Apr/21	28/Apr/21			
		GIZA	1	4/May/21	4/May/21			
		EGY Total		12	10/Jan/21	8/Jun/21		
		IRN	cVDPV2	S & B	1	20/Feb/21	20/Feb/21	
	aVDPV2			1	10/Jul/21	10/Jul/21		
	IRN Total			2	20/Feb/21	10/Jul/21		
	PAK	Wild	BALOCHISTAN	6	20/Jan/21	28/Feb/21		
			ISLAMABAD	3	11/Jan/21	17/Mar/21		
			KPAKHTUNKHWA	9	18/Jan/21	9/Aug/21		
			PUNJAB	12	4/Jan/21	19/May/21		
			SINDH	11	4/Jan/21	6/Jul/21		
			BALOCHISTAN	11	2/Jan/21	12/Apr/21		
			KPAKHTUNKHWA	1	11/Jan/21	11/Jan/21		
			PUNJAB	2	11/Jan/21	18/Jan/21		
			SINDH	2	2/Mar/21	10/Mar/21		
			BALOCHISTAN	1	1/Jan/21	1/Jan/21		
			PUNJAB	1	8/Jan/21	8/Jan/21		
SINDH			2	12/Jan/21	4/Feb/21			
cVDPV2		BALOCHISTAN	11	1/Jan/21	18/May/21			
		KPAKHTUNKHWA	2	16/Jan/21	2/Mar/21			
		SINDH	3	12/Jan/21	9/Feb/21			
		AJK	1	16/Mar/21	16/Mar/21			
		KPAKHTUNKHWA	6	1/Mar/21	12/Jul/21			
aVDPV2	PUNJAB	10	1/Mar/21	26/Jul/21				
	SINDH	9	12/Jan/21	7/Jul/21				
	PAK Total		103	1/Jan/21	9/Aug/21			
	SOM	cVDPV2	BANADIR	1	23/May/21	23/May/21		
SOM Total			1	23/May/21	23/May/21			
2021 Total			161	1/Jan/21	9/Aug/21			

Figure 1: Non Polio AFP Rate and Wild Virus in EMR 01/01/2021 - 29/08/2021

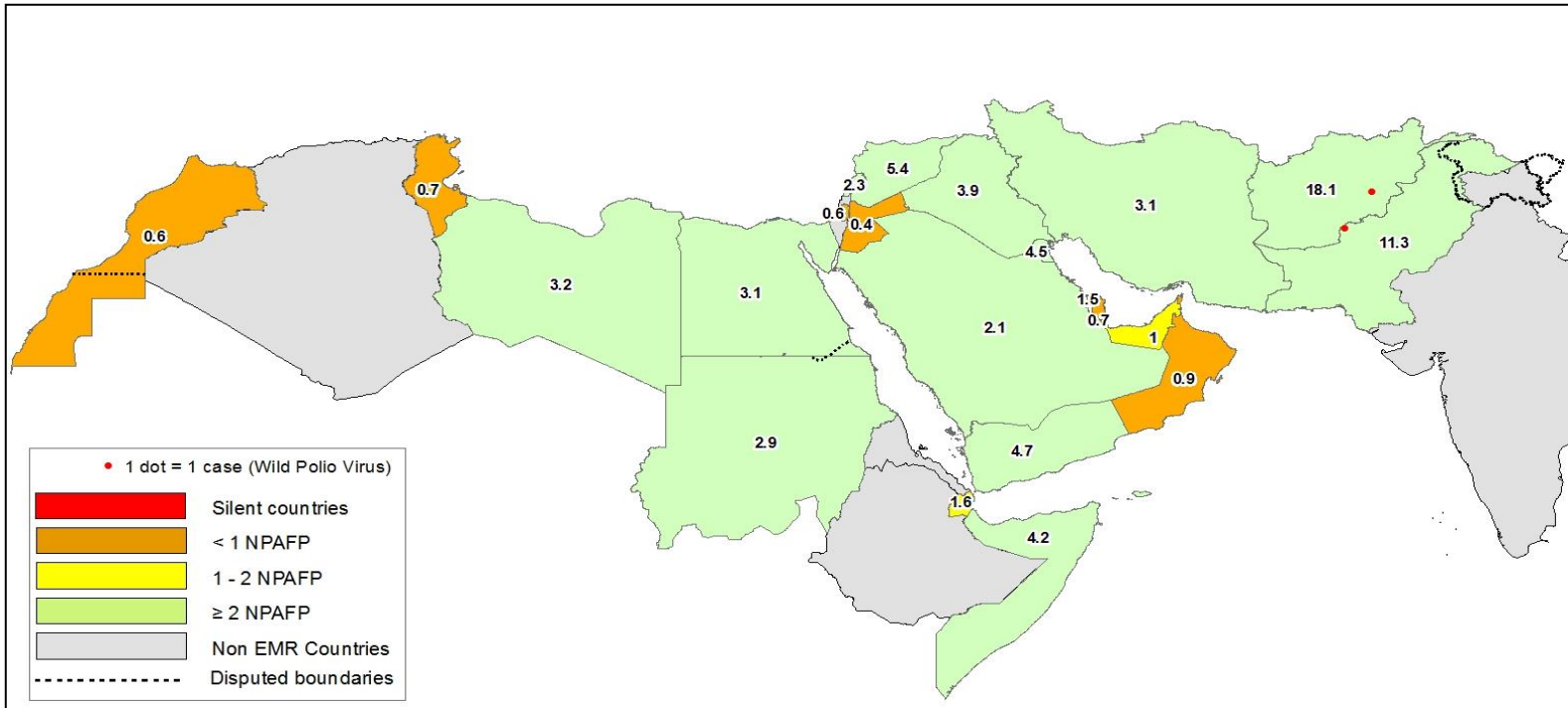


Figure 2: Percent of AFP cases with Adequate Samples & Compatible Cases in EMR 01/01/2021 - 29/08/2021

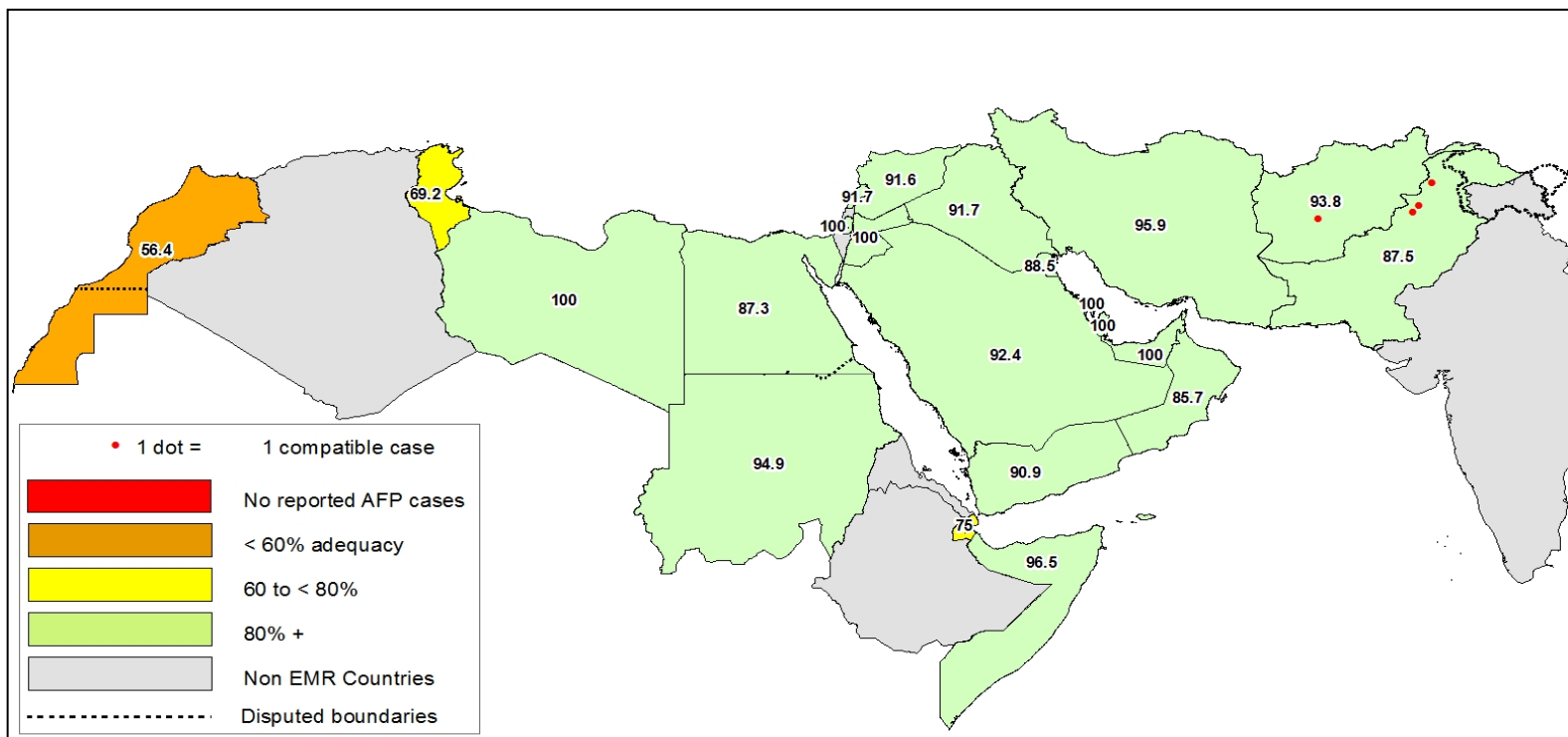


Table 8: Wild polio cases by country and date of onset of paralysis in EMR, 2020 - 2021

Year	COUNTRY	Count	First Case	Last Case
2020	AFG	56	4-Jan-20	19-Oct-20
	PAK	84	1-Jan-20	23-Nov-20
2020 Total		140	1-Jan-20	23-Nov-20
2021	AFG	1	1-Jan-21	1-Jan-21
	PAK	1	27-Jan-21	27-Jan-21
2021 Total		2	1-Jan-21	27-Jan-21

Figure 3: Non Polio AFP rate by Province in Afghanistan & by District in Pakistan 01/01/2021 - 29/08/2021

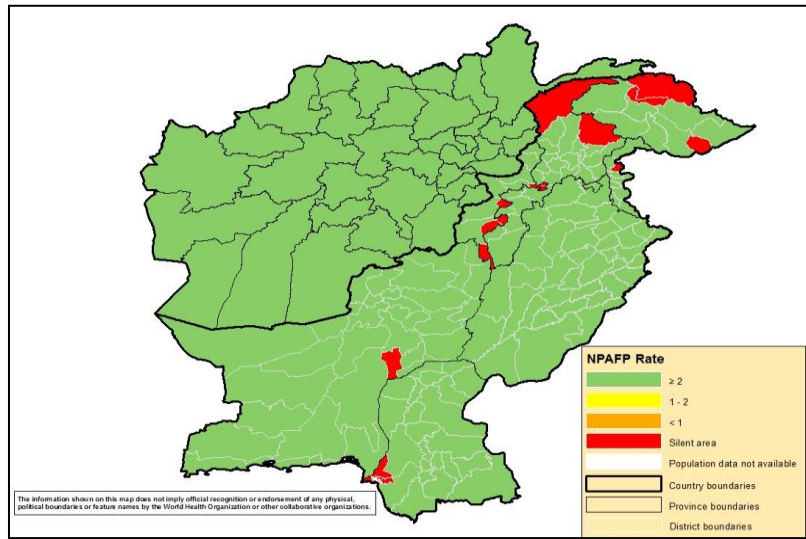


Figure 4: Percent of AFP cases with Adequate Samples in Afghanistan by Province & Pakistan by District 01/01/2021 - 29/08/2021

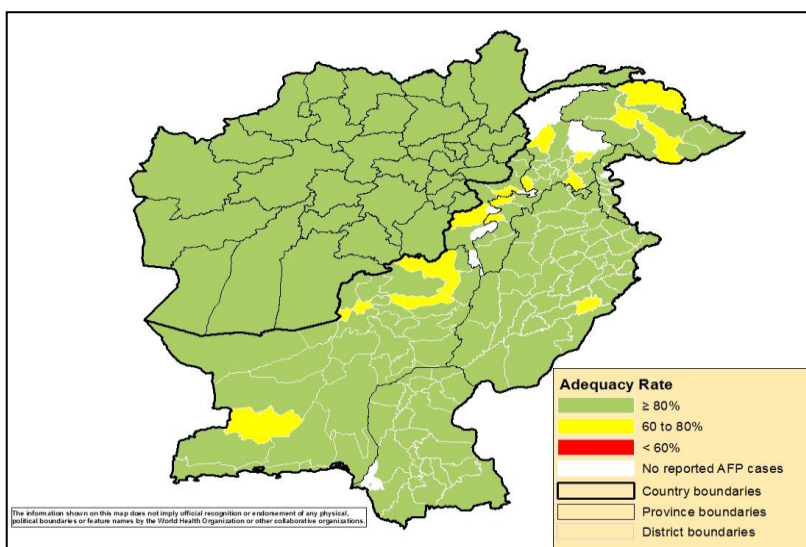
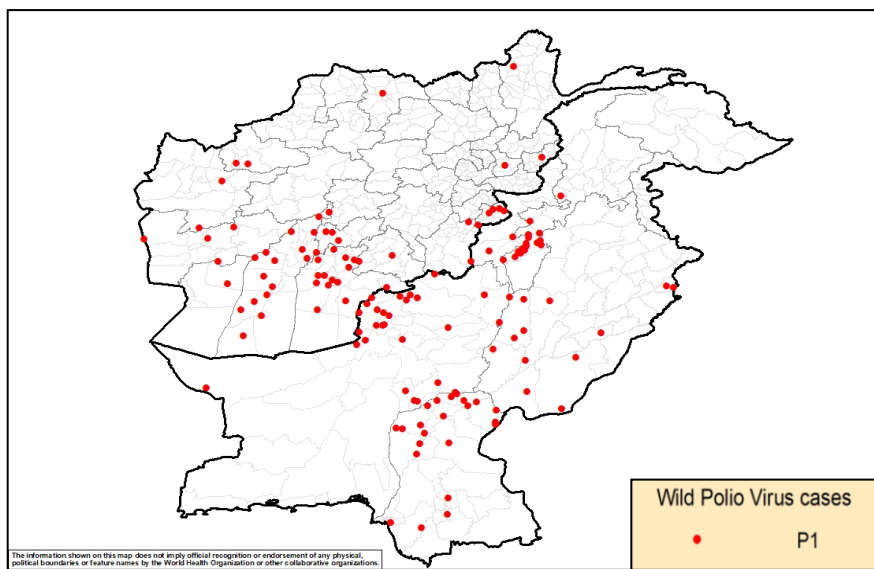
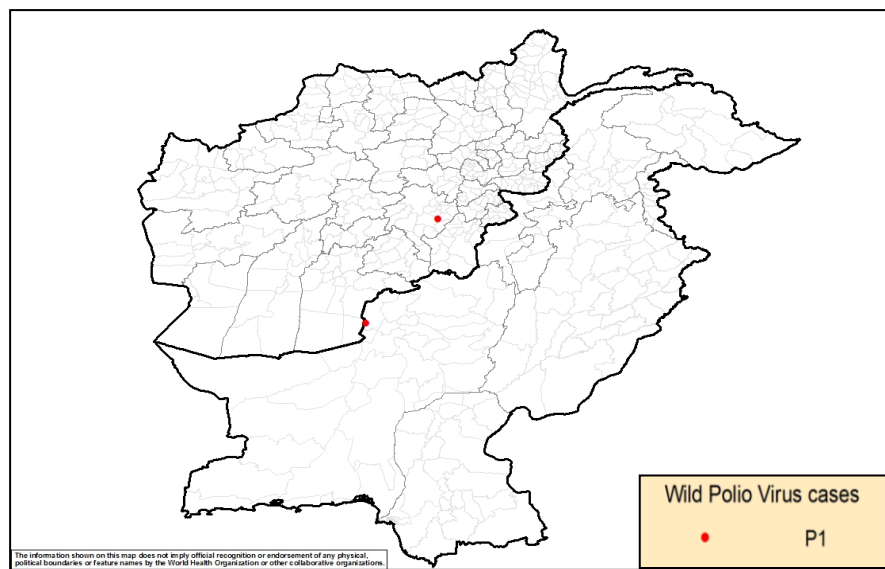


Figure 5: Wild Virus Cases by Type & District in Afghanistan & Pakistan

5(a) 01/01/2020 - 31/12/2020



5(b) 01/01/2021 - 29/08/2021



World Health Organization – Regional Office for Eastern Mediterranean

AFP SURVEILLANCE

Week 34, ending 29 August 2021

30-Aug-21

Number 1195

Table 9: Wild Polio cases by district and date of onset of paralysis, Afghanistan 2020-2021

ONSETYR	PROVINCE	DISTRICT	Count	First case	Last case
2020	BALKH	DEHDADI	1	15-Mar-20	15-Mar-20
	HIRAT	PASHTUNZARGHUN	1	29-Jun-20	29-Jun-20
		SHINDAND	1	21-Mar-20	21-Mar-20
	FARAH	BALABULUK	2	11-May-20	17-May-20
		ANARDARA	1	6-May-20	6-May-20
		BAKWA	1	4-Feb-20	4-Feb-20
	BADGHIS	QALA-E-NAW	1	5-Sep-20	5-Sep-20
		QADIS	1	13-May-20	13-May-20
	KUNAR	SHIGAL WA SHEL TAN	1	5-Mar-20	5-Mar-20
	LAGHMAN	MEHTARLAM	1	10-Feb-20	10-Feb-20
	PAKTIKA	NAKA	1	12-Aug-20	12-Aug-20
	KHOST	NADIRSHAHKOT	1	7-Sep-20	7-Sep-20
		BAK	2	3-Sep-20	7-Sep-20
		SABARI	1	8-Aug-20	8-Aug-20
		SPERA	1	1-Aug-20	1-Aug-20
	KANDAHAR	MARUF	1	14-Oct-20	14-Oct-20
		KANDAHAR	3	22-Jun-20	13-Sep-20
		ZHERAY	3	20-Jul-20	24-Aug-20
		SPINBOLDAK	1	25-Jul-20	25-Jul-20
		PANJWAYI	1	10-Jun-20	10-Jun-20
		SHAHWALIKOT	3	4-Mar-20	6-Jun-20
		NESH	1	23-May-20	23-May-20
		GHORAK	1	19-Mar-20	19-Mar-20
	ZABUL	QALAT	1	6-Aug-20	6-Aug-20
		ARGHANDAB	1	14-Jul-20	14-Jul-20
		MIZAN	1	21-Jan-20	21-Jan-20
	HILMAND	NAD-E-ALI	2	1-May-20	19-Oct-20
		WASHER	3	4-Jan-20	19-Oct-20
		BAGHRAN	2	16-Jul-20	4-Sep-20
		KAJAKI	2	10-Jun-20	27-Jul-20
		REG	4	25-May-20	3-Jun-20
		DEH-E-SHU	1	27-May-20	27-May-20
NAWZAD		1	11-May-20	11-May-20	
SANGIN		1	7-May-20	7-May-20	
URUZGAN	SHAHID-E-HASSAS	3	14-Jun-20	12-Jul-20	
	TIRINKOT	1	28-May-20	28-May-20	
NIMROZ	KHASHROD	1	28-Feb-20	28-Feb-20	
BADAKHSHAN	YAWAN	1	10-Mar-20	10-Mar-20	
2020 Total			56	4-Jan-20	19-Oct-20
2021	GAZNI	ANDAR	1	1-Jan-21	1-Jan-21
2021 Total			1	1-Jan-21	1-Jan-21

World Health Organization – Regional Office for Eastern Mediterranean
AFP SURVEILLANCE
Week 34, ending 29 August 2021

30-Aug-21
Number 1195

Table 10: Wild Polio cases by district and date of onset of paralysis, Pakistan 2020-2021

ONSETYR	PROVINCE	DISTRICT	Count	First case	Last case
2020	KHYBER PAKHTUNKHWA	PESHAWAR	1	13-Jul-20	13-Jul-20
		WAZIR-S	2	21-Feb-20	8-Jun-20
		BANNU	1	27-Apr-20	27-Apr-20
		TANK	4	11-Jan-20	15-Mar-20
		KARAK	2	20-Jan-20	13-Mar-20
		LAKKIMRWT	12	2-Jan-20	9-Mar-20
	BALOCHISTAN	KABDULAH	3	11-May-20	23-Nov-20
		QUETTA	5	17-Jul-20	5-Nov-20
		MASTUNG	1	15-Oct-20	15-Oct-20
		PISHIN	6	31-Jan-20	3-Oct-20
		KSAIFULAH	1	1-Sep-20	1-Sep-20
		CHAGHAI	1	4-Jun-20	4-Jun-20
		DUKKI	1	26-May-20	26-May-20
		JHALMAGSI	1	19-Apr-20	19-Apr-20
		ZHOB	2	22-Feb-20	13-Apr-20
		NSIRABAD	2	3-Jan-20	13-Apr-20
		SOHBATPUR	1	12-Feb-20	12-Feb-20
		JAFARABAD	1	12-Feb-20	12-Feb-20
		SIBI	1	7-Feb-20	7-Feb-20
		PUNJAB	LAYYAH	1	21-Oct-20
	MUZFARGARH		1	4-Oct-20	4-Oct-20
	VEHARI		1	16-Sep-20	16-Sep-20
	DGKHAN		5	18-Jan-20	14-Sep-20
	BAHAWALPUR		2	17-Aug-20	5-Sep-20
	RYKHAN		1	1-Sep-20	1-Sep-20
	LAHORE		2	12-Jun-20	24-Jul-20
	RAJANPUR		1	2-Jun-20	2-Jun-20
	SINDH	JACOBABAD	4	7-Feb-20	14-Jul-20
		GHOTKI	4	2-Mar-20	9-Jul-20
		KHILANDHI	1	9-Jun-20	9-Jun-20
		LARKANA	1	21-May-20	21-May-20
		KAMBAR	3	8-Jan-20	11-Apr-20
		KHAIRPUR	1	27-Mar-20	27-Mar-20
		NFEROZ	2	8-Feb-20	22-Feb-20
SHIKARPUR		1	11-Feb-20	11-Feb-20	
KASHMORE		2	16-Jan-20	3-Feb-20	
SUJAWAL		1	7-Jan-20	7-Jan-20	
T.ALLAHYAR		1	7-Jan-20	7-Jan-20	
BADIN		1	1-Jan-20	1-Jan-20	
2020 Total			84	1-Jan-20	23-Nov-20
2021	BALOCHISTAN	KABDULAH	1	27-Jan-21	27-Jan-21
2021 Total			1	27-Jan-21	27-Jan-21

World Health Organization – Regional Office for Eastern Mediterranean

AFP SURVEILLANCE

30-Aug-21

Week 34, ending 29 August 2021

Number 1195

Table 11: Circulating VDPV2 cases and date of onset of paralysis in EMR countries by provinces 2020-2021

YEAR	COUNTRY	PROVINCE	Count	First Case	Last Case	
2021	AFG	FARAH	5	1-Jan-21	16-Apr-21	
		LOGAR	1	19-Feb-21	19-Feb-21	
		KANDAHAR	1	16-Feb-21	16-Feb-21	
		WARDAK	3	3-Mar-21	9-Jul-21	
		HIRAT	5	20-Feb-21	11-Apr-21	
		BADGHIS	7	12-Jan-21	9-Jun-21	
		FARYAB	2	28-Jan-21	26-Mar-21	
		HILMAND	2	5-Jan-21	11-Mar-21	
		GHAZNI	8	8-Jan-21	12-May-21	
	ZABUL	9	7-Jan-21	4-Apr-21		
	PAK	KHYBER PAKHTUNKHWA	1	14-Jan-21	14-Jan-21	
		PUNJAB	1	7-Jan-21	7-Jan-21	
SINDH		2	5-Jan-21	7-Jan-21		
BALUCHISTAN		4	2-Jan-21	23-Apr-21		
Total 2021			51	1-Jan-21	9-Jul-21	
2020	SOM	LOWER JUBA	1	29-Aug-20	29-Aug-20	
		AWDAL	1	1-Aug-20	1-Aug-20	
		GALBEED	1	29-Sep-20	29-Sep-20	
		HIRAN	1	18-Oct-20	18-Oct-20	
		MIDDLE SHABELLE	1	17-Jul-20	17-Jul-20	
		BAY	2	3-Sep-20	25-Oct-20	
		BANADIR	7	18-Jun-20	30-Sep-20	
		SUD	SOUTH DARFUR	3	7-Mar-20	18-Dec-20
			NORTH DARFUR	2	26-Nov-20	13-Dec-20
			EAST DARFUR	3	12-May-20	24-Jul-20
	KHARTOUM		4	15-Jul-20	16-Nov-20	
	KASSALA		11	28-Jul-20	6-Nov-20	
	GEZIRA		5	9-Jul-20	19-Sep-20	
	RIVER NILE		5	29-Jun-20	27-Sep-20	
	RED SEA		8	29-Apr-20	29-Nov-20	
	WEST DARFUR		1	19-May-20	19-May-20	
	BLUE NILE		4	7-Aug-20	26-Nov-20	
	SOUTH KORDOFAN		2	20-Nov-20	25-Nov-20	
	NORTH KORDOFAN		3	29-Aug-20	2-Dec-20	
	SENNAR		1	16-Aug-20	16-Aug-20	
	WHITE NILE		3	15-Jun-20	22-Aug-20	
	GEDARIF		3	1-Apr-20	1-Aug-20	
	AFG	FARAH	17	1-Jun-20	27-Dec-20	
		BALKH	2	29-Oct-20	3-Nov-20	
		BADGHIS	10	1-Nov-20	27-Dec-20	
		FARYAB	1	18-Oct-20	18-Oct-20	
		SAMANGAN	1	1-Nov-20	1-Nov-20	
		HIRAT	2	10-Aug-20	15-Aug-20	
		LOGAR	4	20-Aug-20	18-Nov-20	
		KANDAHAR	75	4-Aug-20	30-Dec-20	
		HILMAND	40	1-Aug-20	24-Dec-20	
		JAWZIAN	3	4-Aug-20	21-Nov-20	
		KABUL	7	6-Jul-20	12-Oct-20	
		NURISTAN	2	21-Jun-20	13-Jul-20	
		NIMROZ	3	6-Jul-20	8-Aug-20	
		KHOST	17	5-Jul-20	19-Oct-20	
		PAKTYA	5	18-Jun-20	25-Oct-20	
		KUNDUZ	3	28-Aug-20	3-Oct-20	
		PAKTIKA	5	25-Aug-20	7-Oct-20	
		GHAZNI	7	29-Aug-20	26-Dec-20	
		BADAKHSHAN	1	23-Apr-20	23-Apr-20	
		LAGHMAN	14	20-May-20	23-Sep-20	
		TAKHAR	1	20-Sep-20	20-Sep-20	
		ZABUL	12	17-Sep-20	15-Nov-20	
		GHOR	1	14-Nov-20	14-Nov-20	
		URUZGAN	15	28-Aug-20	22-Dec-20	
		PARWAN	1	4-Sep-20	4-Sep-20	
		WARDAK	5	6-Sep-20	22-11-20	
		KUNAR	9	6-Apr-20	29-Sep-20	
		NANGARHAR	45	5-Feb-20	21-Sep-20	
		PAK	SINDH	45	2-May-20	28-Nov-20
			BALUCHISTAN	23	29-Feb-20	24-Dec-20
			PUNJAB	25	5-Feb-20	5-Nov-20
			KHYBER PAKHTUNKHWA	42	2-Jan-20	24-May-20
			Total 2020			515

VDPV2 isolates, EMR countries, 2021

