

Highlights of Polio Fax Bulletin No. 1189 for Week 28 2021

I. Salient features this week

1. Polio eradication teams at the Regional and Country levels continue to contribute to the COVID19 Response, particularly in areas of surveillance (field and laboratory), data analysis, communications, and coordination.
2. No new wild poliovirus type-1 (WPV1) or circulating vaccine derived polioviruses (cVDPVs) from human or environmental samples reported this week.

II. Wild Poliovirus Type-1 (WPV1) Transmission

WPV1 transmission continues though restricted globally to only two countries in the EMR namely Pakistan and Afghanistan – the remaining polio endemic countries in the world.

As of week 28 of 2021, two WPV1 cases were reported [102 in the same period in 2020; Afghanistan – 37, Pakistan - 65].

- a. *Human samples*: No new WPV1 cases reported this week.

Afghanistan:

In 2021 to date, **1 WPV1** case has been reported so far from Southeast Region with onset of paralysis **1 January 2021**.

Pakistan:

In 2021 to date, **1 WPV1** case has been reported so far from Balochistan province with date of onset **27 January 2021**.

- b. *Environmental samples*: No new positive environmental samples reported this week.

- **Afghanistan**: In 2021 to date, there is **1** WPV1 combined with cVDPV2 positive environmental sample reported with collection date on **23 February 2021**.
- **Pakistan**: In 2021, there are **59** WPV1 positive environmental samples (including 16 mixture of WPV1 and cVDPV2, 4 mixture of WPV1 and aVDPV2 and 1 mixture of WPV1 and aVDPV3) with most recent sample collected on **18 June 2021**.

III. Circulating Vaccine Derived Polioviruses c(VDPVs): No new cVDPVs from human or environmental samples reported this week.

In 2021 to date, three cVDPV1 cases reported from Yemen and 50 cVDPV2 cases were reported (Afghanistan 42 and Pakistan 8).

1. **Outbreaks/Events**: *Five countries (barring endemics) have evidence of VDPVs transmission, four with cVDPV2 and one with cVDPV1.*

Afghanistan: No new cases or positive environmental samples reported this week.

In 2021 to date, there are **42 cVDPV2** cases: 17 from West Region, 12 from South Region, eight from South East Region, three from Central Region and two from North Region. **The most recent case had onset on 9 June 2021**.

Environment: In 2021 to date, there are **39** cVDPV2 positive environmental samples including 1 mixture of WPV1 and cVDPV2 reported with **most recent sample collected on 25 April 2021**.

Pakistan: No new cases or positive environmental samples reported this week.

In 2021, there are **eight** cVDPV2 cases reported four from Balochistan, two from Sindh and one each from KP and Punjab provinces with **most recent onset on 23 April 2021**.

Environment: In 2021 to date; there are **32** cVDPV2 positive samples including 16 mixture of WPV1 and cVDPV2 with **most recent sample collected on 18 May 2021**.

SOMALIA: No new VDPV cases or positive environmental samples reported this week.

Environment: One cVDPV2 positive environmental sample was reported from Banadir province, **with date of specimen collection on 23 May 2021.**

SUDAN: No new VDPV cases or positive environmental samples reported this week.

No VDPV isolates from human or environmental sample in 2021 so far.

The most recent isolate was from a case having onset of paralysis on 18 December 2020.

Egypt:

In 2021 to date, **ten** cVDPV2 positive environmental samples are reported. These include three from Qena province; two each from Aswan and Alexandria provinces; and one each from Beni Suef, Kafr El Sheikh and Giza provinces. The samples are genetically related with each other and belong to CHA-NDG-1 emergence (importation from Sudan/Chad). **Date of the recent most cVDPV2 positive environmental sample is 8 June 2021. There is no child paralyzed due to cVDPV2.**

Note: Two new positive VDPV2 environmental samples were reported this week, one each from Dakahlia province (Mansura site) specimen collection date was on 20 June 2021 and from Benisuef province (Benisuef site) specimen collection date was on 28 June 2021. A total of 2 aVDP2 and 24 VDPV2 positive samples in 2021 are reported so far, each having no relation with other VDPV2s reported from country or elsewhere.

YEMEN: No new cVDPV1 cases reported this week.

In 2021 to date, **3** cVDPV1 cases were reported with most recent date of onset on 27 March 2021.

VDPV Events: There is one country having a Polio Event due to VDPV2.

Iran: In 2021 to date, **1** cVDPV2 positive environmental sample was collected from Zehedan district, Sistan & Balochistan province. The isolate is genetically related with earlier Pakistan virus. **Date of collection was on 20 February 2021. There is no child paralyzed due to cVDPV2.**

IV. Surveillance performance indicators

In 2021, 12 out of 22 member states (13 in the same period in 2020) are meeting the global target of both key surveillance indicators: non-polio AFP rate of 2/100,000 children aged below 15 years and percent AFP cases with adequate specimen 80% and above.

- Djibouti, Morocco, and Tunisia are missing both indicators as their non-polio AFP rates are 1.9, 0.7 and 0.8 and the percentages of AFP cases with adequate stool specimens is 75.0%, 56.4% and 69.2% respectively.
- Bahrain, Jordan, Oman, Palestine, Qatar, Saudi Arabia and United Arab Emirates have a non-polio AFP rate of 1.8, 0.4, 0.9, 0.4, 0.8, 1.9 and 0.9 respectively.

World Health Organization – Regional Office for Eastern Mediterranean

AFP SURVEILLANCE

19-Jul-21

Week 28, ending 18 July 2021

Number 1189

Table 1: Acute Flaccid Paralysis (AFP) cases by week of onset

| Country | Reported AFP cases by week of onset - Week (28/21) / Ending on : 18/07/2021 | | | | | | | | | | | | | | |
|------------------|---|----------------|-------------------------|------------------|------------------|------------------|------------------|------------------|------------------|------------------|------------------|------------------|------------------|------------------|------------------|
| | Total AFP 2019 | Total AFP 2020 | Total AFP to date, 2021 | W17 02 May 21 | W18 09 May 21 | W19 16 May 21 | W20 23 May 21 | W21 30 May 21 | W22 06 Jun 21 | W23 13 Jun 21 | W24 20 Jun 21 | W25 27 Jun 21 | W26 04 Jul 21 | W27 11 Jul 21 | W28 18 Jul 21 |
| Afghanistan | 3768 | 3972 | 2202 | 86 | 64 | 77 | 83 | 91 | 79 | 70 | 86 | 66 | 72 | 53 | 4 |
| Bahrain | 17 | 15 | 3 | 0 | 0 | 0 | 0 | 0 | 0 | 0 | 0 | 1 | 0 | 0 | 0 |
| Djibouti | 5 | 5 | 4 | 0 | 0 | 0 | 0 | 0 | 0 | 0 | 0 | 0 | 0 | 0 | 0 |
| Egypt | 1343 | 1009 | 674 | 9 | 11 | 16 | 27 | 33 | 26 | 33 | 35 | 27 | 16 | 24 | 1 |
| Iran | 1070 | 618 | 359 | 11 | 17 | 12 | 20 | 19 | 14 | 12 | 18 | 10 | 12 | 0 | |
| Iraq | 1157 | 476 | 391 | 7 | 6 | 10 | 8 | 15 | 23 | 19 | 18 | 10 | 19 | 8 | |
| Jordan **** | 113 | 32 | 8 | 0 | 0 | 0 | 0 | 0 | 2 | 1 | 1 | 0 | 0 | 0 | 1 |
| Kuwait | 48 | 36 | 22 | 0 | 0 | 0 | 0 | 2 | 4 | 1 | 1 | 1 | 1 | 0 | |
| Lebanon **** | 87 | 49 | 21 | 0 | 1 | 3 | 0 | 1 | 1 | 2 | 2 | 0 | 1 | 2 | |
| Libya | 107 | 95 | 45 | 0 | 1 | 1 | 2 | 2 | 1 | 4 | 1 | 1 | 1 | 1 | |
| Morocco | 247 | 87 | 39 | 1 | 1 | 0 | 1 | 1 | 4 | 0 | 3 | 0 | 1 | 2 | |
| Oman | 30 | 22 | 6 | 0 | 0 | 1 | 0 | 1 | 0 | 0 | 0 | 0 | 0 | 0 | |
| Pakistan | 15218 | 11972 | 6109 | 156 | 148 | 183 | 260 | 235 | 341 | 274 | 260 | 218 | 196 | 78 | 0 |
| Palestine **** | 62 | 16 | 4 | 0 | 1 | 0 | 0 | 0 | 0 | 0 | 0 | 0 | 0 | 0 | |
| Qatar | 9 | 9 | 2 | 1 | 0 | 0 | 0 | 0 | 0 | 0 | 0 | 0 | 0 | 0 | |
| Saudi Arabia | 236 | 200 | 87 | 2 | 1 | 2 | 3 | 3 | 6 | 2 | 6 | 6 | 3 | 0 | |
| Somalia | 361 | 376 | 186 | 9 | 6 | 6 | 10 | 5 | 4 | 8 | 6 | 9 | 4 | 1 | 0 |
| Sudan | 608 | 733 | 301 | 9 | 1 | 4 | 14 | 16 | 11 | 11 | 9 | 14 | 11 | 2 | |
| Syria **** | 377 | 343 | 220 | 9 | 2 | 6 | 8 | 13 | 13 | 7 | 10 | 10 | 9 | 7 | |
| Tunisia | 79 | 40 | 13 | 0 | 0 | 0 | 0 | 0 | 0 | 0 | 0 | 0 | 0 | | |
| U.A.E | 50 | 19 | 7 | 0 | 0 | 1 | 0 | 0 | 0 | 0 | 0 | 0 | 0 | 0 | |
| Yemen | 779 | 825 | 412 | 9 | 10 | 7 | 14 | 20 | 26 | 15 | 15 | 13 | 14 | 8 | 1 |
| Total EMR | 25771 | 20949 | 11115 | 309 | 270 | 329 | 450 | 457 | 555 | 459 | 471 | 386 | 360 | 186 | 7 |

No data = No report received

Table 2: Confirmed polio cases by month of onset

| Country | Total year 2019 | Total year 2020 | 18/07 | | Confirmed polio cases by month of onset | | | | | | | | | | | |
|------------------|-----------------|-----------------|------------|----------|---|----------------|--------------|---------------|---------------|--------------|---------------|------------|------------|----------|-----------|-----------|
| | | | 2020 | 2021 | August 2020 | September 2020 | October 2020 | November 2020 | December 2020 | January 2021 | February 2021 | March 2021 | April 2021 | May 2021 | June 2021 | July 2021 |
| Afghanistan | 29 | 56 | 37 | 1 | 6 | 6 | 3 | 0 | 0 | 1 | 0 | 0 | 0 | 0 | | |
| Bahrain | 0 | 0 | 0 | 0 | 0 | 0 | 0 | 0 | 0 | 0 | 0 | 0 | 0 | 0 | | |
| Djibouti | 0 | 0 | 0 | 0 | 0 | 0 | 0 | 0 | 0 | 0 | 0 | 0 | 0 | 0 | 0 | |
| Egypt | 0 | 0 | 0 | 0 | 0 | 0 | 0 | 0 | 0 | 0 | 0 | 0 | 0 | 0 | | |
| Iran | 0 | 0 | 0 | 0 | 0 | 0 | 0 | 0 | 0 | 0 | 0 | 0 | 0 | 0 | | |
| Iraq | 0 | 0 | 0 | 0 | 0 | 0 | 0 | 0 | 0 | 0 | 0 | 0 | 0 | 0 | | |
| Jordan **** | 0 | 0 | 0 | 0 | 0 | 0 | 0 | 0 | 0 | 0 | 0 | 0 | 0 | 0 | 0 | |
| Kuwait | 0 | 0 | 0 | 0 | 0 | 0 | 0 | 0 | 0 | 0 | 0 | 0 | 0 | 0 | | |
| Lebanon **** | 0 | 0 | 0 | 0 | 0 | 0 | 0 | 0 | 0 | 0 | 0 | 0 | 0 | 0 | | |
| Libya | 0 | 0 | 0 | 0 | 0 | 0 | 0 | 0 | 0 | 0 | 0 | 0 | 0 | 0 | | |
| Morocco | 0 | 0 | 0 | 0 | 0 | 0 | 0 | 0 | 0 | 0 | 0 | 0 | 0 | 0 | | |
| Oman | 0 | 0 | 0 | 0 | 0 | 0 | 0 | 0 | 0 | 0 | 0 | 0 | 0 | 0 | 0 | |
| Pakistan | 147 | 84 | 65 | 1 | 5 | 7 | 4 | 2 | 0 | 1 | 0 | 0 | 0 | 0 | | |
| Palestine **** | 0 | 0 | 0 | 0 | 0 | 0 | 0 | 0 | 0 | 0 | 0 | 0 | 0 | 0 | 0 | |
| Qatar | 0 | 0 | 0 | 0 | 0 | 0 | 0 | 0 | 0 | 0 | 0 | 0 | 0 | 0 | 0 | |
| Saudi Arabia | 0 | 0 | 0 | 0 | 0 | 0 | 0 | 0 | 0 | 0 | 0 | 0 | 0 | 0 | | |
| Somalia | 0 | 0 | 0 | 0 | 0 | 0 | 0 | 0 | 0 | 0 | 0 | 0 | 0 | 0 | | |
| Sudan | 0 | 0 | 0 | 0 | 0 | 0 | 0 | 0 | 0 | 0 | 0 | 0 | 0 | 0 | | |
| Syria **** | 0 | 0 | 0 | 0 | 0 | 0 | 0 | 0 | 0 | 0 | 0 | 0 | 0 | 0 | | |
| Tunisia | 0 | 0 | 0 | 0 | 0 | 0 | 0 | 0 | 0 | 0 | 0 | 0 | 0 | 0 | 0 | |
| U.A.E | 0 | 0 | 0 | 0 | 0 | 0 | 0 | 0 | 0 | 0 | 0 | 0 | 0 | 0 | 0 | |
| Yemen | 0 | 0 | 0 | 0 | 0 | 0 | 0 | 0 | 0 | 0 | 0 | 0 | 0 | 0 | 0 | |
| Total EMR | 176 | 140 | 102 | 2 | 11 | 13 | 7 | 2 | 0 | 2 | 0 | 0 | 0 | 0 | 0 | 0 |

**** UNRWA cases are included with those of country of residence

AFP SURVEILLANCE

Week 28, ending 18 July 2021

19-Jul-21

Number 1189

Table 3: Investigation of AFP cases with paralysis onset in 2020 & 2021 up to Week (28/21) / Ending on : 18/07/2021)

| COUNTRY | 2020 | | | | | | | | | | | | 2021 | | | | | | | | | | | | Latest line List Date | | |
|--------------|----------------------------|-------------------------------|------------------|------------------------|---------------------------|------------|-----------------------|--|--|-------------------------------|--------------------|--------------------|----------------------------|-------------------------------|------------------|------------------------|---------------------------|------------|----------------------------------|--|--|-------------------------------|--------------------|--------------------|-----------------------------|--------------------|--|
| | AFP | | | | | | | | | Specimen | | Wild cases **** | | AFP | | | | | | | | | Specimen | | | Wild cases **** | |
| | Total AFP cases onset 2020 | Case classification | | | | | Non polio AFP rate ** | AFP cases pending classification > 90 days from onset of paralysis | AFP cases pending classification and lab > 90 days from onset of paralysis | % with *** adequate specimens | Wild P1 Poliovirus | Wild P3 Poliovirus | Total AFP cases onset 2021 | Case classification | | | | | Annualized Non polio AFP rate ** | AFP cases pending classification > 90 days from onset of paralysis | AFP cases pending classification and lab > 90 days from onset of paralysis | % with *** adequate specimens | Wild P1 Poliovirus | Wild P3 Poliovirus | | | |
| | | Total Confirmed Polio Cases * | Polio Compatible | Pending Classification | Discarded (non polio AFP) | VDPV ***** | | | | | | | | Total Confirmed Polio Cases * | Polio Compatible | Pending Classification | Discarded (non polio AFP) | VDPV ***** | | | | | | | | | |
| Afghanistan | 3972 | 56 | 3 | 0 | 3600 | 314 | 18.5 | 0 | 0 | 92.6 | 56 | 0 | 2202 | 1 | 1 | 220 | 1936 | 44 | 18.7 | 36 | 0 | 93.8 | 1 | 0 | 18/07/2021 | | |
| Bahrain | 15 | 0 | 0 | 0 | 15 | 0 | 5.0 | 0 | 0 | 93.3 | 0 | 0 | 3 | 0 | 0 | 3 | 0 | 0 | 1.8 | 2 | 2 | 100.0 | 0 | 0 | 18/07/2021 | | |
| Djibouti | 5 | 0 | 0 | 0 | 5 | 0 | 1.4 | 0 | 0 | 100.0 | 0 | 0 | 4 | 0 | 0 | 0 | 4 | 0 | 1.9 | 0 | 0 | 75.0 | 0 | 0 | 11/07/2021 | | |
| Egypt | 1009 | 0 | 0 | 0 | 1009 | 0 | 2.6 | 0 | 0 | 94.6 | 0 | 0 | 674 | 0 | 0 | 110 | 563 | 1 | 3.1 | 7 | 3 | 87.1 | 0 | 0 | 15/07/2021 | | |
| Iran | 618 | 0 | 0 | 0 | 618 | 0 | 3.0 | 0 | 0 | 98.5 | 0 | 0 | 359 | 0 | 0 | 27 | 332 | 0 | 3.2 | 1 | 0 | 96.4 | 0 | 0 | 17/07/2021 | | |
| Iraq | 476 | 0 | 0 | 0 | 476 | 0 | 2.8 | 0 | 0 | 93.3 | 0 | 0 | 391 | 0 | 0 | 58 | 333 | 0 | 4.1 | 11 | 1 | 93.9 | 0 | 0 | 17/07/2021 | | |
| Jordan | 32 | 0 | 0 | 0 | 32 | 0 | 0.8 | 0 | 0 | 96.9 | 0 | 0 | 8 | 0 | 0 | 1 | 7 | 0 | 0.4 | 0 | 0 | 100.0 | 0 | 0 | 18/07/2021 | | |
| Kuwait | 36 | 0 | 0 | 0 | 36 | 0 | 4.1 | 0 | 0 | 91.7 | 0 | 0 | 22 | 0 | 0 | 5 | 17 | 0 | 4.6 | 0 | 0 | 86.4 | 0 | 0 | 15/07/2021 | | |
| Lebanon | 49 | 0 | 0 | 0 | 49 | 0 | 3.1 | 0 | 0 | 89.8 | 0 | 0 | 21 | 0 | 0 | 10 | 11 | 0 | 2.4 | 1 | 0 | 90.5 | 0 | 0 | 16/07/2021 | | |
| Libya | 95 | 0 | 0 | 0 | 94 | 1 | 3.6 | 0 | 0 | 100.0 | 0 | 0 | 45 | 0 | 0 | 11 | 34 | 0 | 3.2 | 0 | 0 | 100.0 | 0 | 0 | 17/07/2021 | | |
| Morocco | 87 | 0 | 0 | 0 | 87 | 0 | 0.9 | 0 | 0 | 78.2 | 0 | 0 | 39 | 0 | 0 | 28 | 11 | 0 | 0.7 | 12 | 1 | 56.4 | 0 | 0 | 16/07/2020 | | |
| Oman | 22 | 0 | 0 | 0 | 22 | 0 | 1.9 | 0 | 0 | 100.0 | 0 | 0 | 6 | 0 | 0 | 0 | 6 | 0 | 0.9 | 0 | 0 | 83.3 | 0 | 0 | 12/07/2021 | | |
| Pakistan | 11972 | 84 | 29 | 0 | 11719 | 142 | 15.2 | 0 | 0 | 85.4 | 84 | 0 | 6109 | 1 | 3 | 640 | 5450 | 15 | 11.1 | 84 | 0 | 88.3 | 1 | 0 | 18/07/2021 | | |
| Palestine | 16 | 0 | 0 | 0 | 16 | 0 | 0.9 | 0 | 0 | 100.0 | 0 | 0 | 4 | 0 | 0 | 4 | 0 | 0 | 0.4 | 3 | 0 | 100.0 | 0 | 0 | 11/07/2021 | | |
| Qatar | 9 | 0 | 0 | 0 | 9 | 0 | 2.1 | 0 | 0 | 33.3 | 0 | 0 | 2 | 0 | 0 | 1 | 1 | 0 | 0.8 | 0 | 0 | 100.0 | 0 | 0 | 04/07/2021 | | |
| Saudi Arabia | 200 | 0 | 0 | 0 | 200 | 0 | 2.4 | 0 | 0 | 96.0 | 0 | 0 | 87 | 0 | 0 | 33 | 54 | 0 | 1.9 | 0 | 0 | 90.8 | 0 | 0 | 11/07/2021 | | |
| Somalia | 376 | 0 | 0 | 1 | 360 | 15 | 4.7 | 1 | 0 | 94.7 | 0 | 0 | 186 | 0 | 0 | 35 | 151 | 0 | 4.1 | 2 | 1 | 96.2 | 0 | 0 | 18/07/2021 | | |
| Sudan | 733 | 0 | 0 | 0 | 675 | 58 | 3.8 | 0 | 0 | 92.9 | 0 | 0 | 301 | 0 | 0 | 26 | 275 | 0 | 2.8 | 2 | 0 | 93.7 | 0 | 0 | 15/07/2021 | | |
| Syria | 343 | 0 | 0 | 0 | 343 | 0 | 4.3 | 0 | 0 | 91.0 | 0 | 0 | 220 | 0 | 0 | 29 | 191 | 0 | 5.2 | 0 | 0 | 91.8 | 0 | 0 | 17/07/2021 | | |
| Tunisia | 40 | 0 | 0 | 0 | 40 | 0 | 1.4 | 0 | 0 | 52.5 | 0 | 0 | 13 | 0 | 0 | 3 | 10 | 0 | 0.8 | 2 | 2 | 69.2 | 0 | 0 | 09/07/2021 | | |
| U.A.E | 19 | 0 | 0 | 0 | 19 | 0 | 1.5 | 0 | 0 | 100.0 | 0 | 0 | 7 | 0 | 0 | 3 | 4 | 0 | 0.9 | 3 | 0 | 100.0 | 0 | 0 | 11/07/2021 | | |
| Yemen | 825 | 0 | 1 | 0 | 793 | 31 | 5.4 | 0 | 0 | 88.7 | 0 | 0 | 412 | 0 | 0 | 209 | 200 | 3 | 4.9 | 48 | 36 | 91.3 | 0 | 0 | 17/07/2021 | | |
| EMR | 20949 | 140 | 33 | 1 | 20217 | 561 | 8.0 | 1 | 0 | 88.6 | 140 | 0 | 11115 | 2 | 4 | 1456 | 9590 | 63 | 7.1 | 214 | 46 | 90.2 | 2 | 0 | | | |
| 2019 | 25771 | 176 | 7 | 0 | 25559 | 29 | 10.2 | 0 | 0 | 89.5 | 176 | 0 | | | | | | | | | | | | | | | |

* Confirmed polio cases refer to wild isolation from AFP cases or from contacts of negative index AFP cases

** Non-polio AFP per 100,000 children <15 years

*** Adequate here refers to two stool specimens collected at least 24 hours apart, within 14 days of paralysis onset and specimens received in the lab in Good Condition

**** AFP cases co infected with P1 and P3 are counted separately as wild isolates

***** VDPV cases including all types (ambiguous, immune deficient & circulating)

World Health Organization – Regional Office for Eastern Mediterranean
AFP SURVEILLANCE
Week 28, ending 18 July 2021

19-Jul-21
Number 1189

| COUNTRY | 2020 | | | | | | 2021 | | | | | |
|------------|---------------|-------------|------------|------------|-------------|-----------|---------------|-------------|-----------|------------|------------|------------|
| | # OF CONTACTS | LAB RESULTS | | | | | # OF CONTACTS | LAB RESULTS | | | | |
| | | WILD | VDPV | SL | NPEV | PENDING | | WILD | VDPV | SL | NPEV | PENDING |
| AFG | 1252 | 14 | 79 | 52 | 270 | 0 | 688 | 0 | 16 | 55 | 98 | 49 |
| BAH | 1 | 0 | 0 | 0 | 0 | 0 | 0 | 0 | 0 | 0 | 0 | 0 |
| DJI | 2 | 0 | 0 | 0 | 0 | 0 | 1 | 0 | 0 | 0 | 0 | 0 |
| EGY | 330 | 0 | 0 | 12 | 32 | 0 | 343 | 0 | 1 | 32 | 21 | 36 |
| IRN | 46 | 0 | 0 | 0 | 0 | 0 | 98 | 0 | 0 | 11 | 1 | 3 |
| IRQ | 168 | 0 | 0 | 4 | 10 | 0 | 121 | 0 | 0 | 5 | 12 | 18 |
| JOR | 0 | 0 | 0 | 0 | 0 | 0 | 0 | 0 | 0 | 0 | 0 | 0 |
| KUW | 4 | 0 | 0 | 0 | 0 | 0 | 18 | 0 | 0 | 0 | 1 | 6 |
| LEB | 5 | 0 | 0 | 0 | 0 | 0 | 13 | 0 | 0 | 0 | 1 | 0 |
| LIB | 19 | 0 | 0 | 0 | 0 | 0 | 0 | 0 | 0 | 0 | 0 | 0 |
| MOR | 8 | 0 | 0 | 0 | 0 | 2 | 19 | 0 | 0 | 0 | 0 | 5 |
| OMA | 64 | 0 | 0 | 2 | 8 | 0 | 10 | 0 | 0 | 1 | 0 | 0 |
| PAK | 4653 | 21 | 19 | 379 | 787 | 0 | 2477 | 0 | 3 | 164 | 324 | 143 |
| PAL | 0 | 0 | 0 | 0 | 0 | 0 | 0 | 0 | 0 | 0 | 0 | 0 |
| QAT | 0 | 0 | 0 | 0 | 0 | 0 | 0 | 0 | 0 | 0 | 0 | 0 |
| SAA | 21 | 0 | 0 | 0 | 0 | 0 | 10 | 0 | 0 | 0 | 0 | 0 |
| SOM | 1110 | 0 | 10 | 23 | 150 | 7 | 553 | 0 | 0 | 1 | 47 | 121 |
| SUD | 363 | 0 | 18 | 3 | 31 | 5 | 70 | 0 | 0 | 1 | 4 | 23 |
| SYR | 280 | 0 | 0 | 11 | 15 | 0 | 61 | 0 | 0 | 3 | 7 | 16 |
| TUN | 7 | 0 | 0 | 0 | 0 | 0 | 1 | 0 | 0 | 0 | 0 | 0 |
| UAE | 0 | 0 | 0 | 0 | 0 | 0 | 0 | 0 | 0 | 0 | 0 | 0 |
| YEM | 230 | 0 | 0 | 7 | 41 | 0 | 134 | 0 | 0 | 2 | 9 | 59 |
| EMR | 8563 | 35 | 126 | 493 | 1344 | 14 | 4617 | 0 | 20 | 275 | 525 | 479 |

Table 4 (B): Most recent wild contacts in EMRO, 2020-2021

| Year | Country | Data | |
|-------------------|-------------|------------------------|--------------------------------------|
| | | Count of wild contacts | Date of Most Recent stool collection |
| 2020 | Afghanistan | 14 | 26/Jul/20 |
| | Pakistan | 21 | 14/Dec/20 |
| 2020 Total | | 35 | 14/Dec/20 |

Table 4 (C): Number of distribution by district of -ve index AFP cases identified as wild positive by contact in EMR, 2020-2021

| YEAR | COUNTRY | PROVINCE | DISTRICT | COUNT | First case | Last case | |
|------|-------------------|-------------|-------------------------|----------|------------|------------------|------------------|
| 2020 | AFG | KANDAHAR | NESH | 1 | 23-May-20 | 23-May-20 | |
| | | | HILMAND | WASHER | 1 | 04-Jan-20 | 04-Jan-20 |
| | | | | KHASHROD | 1 | 28-Feb-20 | 28-Feb-20 |
| | | | FARAH | 1 | 06-May-20 | 06-May-20 | |
| | PAK | BALOCHISTAN | KSAIFULLAH | 1 | 01-Sep-20 | 01-Sep-20 | |
| | | | PUNJAB | LAHORE | 1 | 24-Jul-20 | 24-Jul-20 |
| | | | | DG KHAN | 2 | 18-Jan-20 | 05-Jul-20 |
| | | | KHYBER PAKHTUNKHWA (KP) | KARAK | 1 | 20-Jan-20 | 20-Jan-20 |
| | | | | SINDH | 2 | 07-Feb-20 | 14-Jul-20 |
| | 2020 Total | | | | 11 | 04-Jan-20 | 01-Sep-20 |

Table 5: Laboratory investigation of AFP cases with paralysis onset in 2020 up to Week (28/2021) / Ending on : (18/07/2021)

| Country | Polio laboratories ITD / Nucleotide Sequencing (Nucleotide Sequencing performed by EGY, PAK, TUN, CDC and RIVM laboratories) | AFP cases with specimens | Preliminary virus isolation results of AFP cases | | | | | | Poliovirus intratypic differentiation results # | | | | | | | | | | Indicators | | | | Latest report Date | | | |
|-----------------------|--|--------------------------|--|------------|-----------|----------|------------------------|------------------------|---|-------|------|--------|-------|------|--------|-------|------|--------------------------------|-------------|--------|-------------|-----------------------------------|--------------------|--|---|---|
| | | | Referred for ITD | | NPEV only | Negative | Pending | | Type 1 | | | Type 2 | | | Type 3 | | | Discordant pending sequence | NPEV by PCR | Non-EV | Pending ITD | % specimens positive for NPEV* | | % AFP cases with culture results within 14 days | % AFP cases with ITD results within 7 days | % AFP cases with ITD results within 45 days of onset** |
| | | | L20B+ | L20B+/NPEV | | | received < / = 14 days | received > 14 days ago | Wild | Sabin | VDPV | Wild | Sabin | VDPV | Wild | Sabin | VDPV | | | | | | | | | |
| Afghanistan | RRL Pakistan | 2178 | 204 | 25 | 318 | 1476 | 131 | | 1 | 83 | 1 | | 71 | 39 | | 78 | | 4 | | | 13% | 100% | 99% | 99% | 18/07/2021 | |
| Bahrain | NPL Oman / CDC | 2 | | | | 2 | | | | | | | | | | | | | | | 0% | 100% | | 0% | 14/07/2021 | |
| Djibouti | NPL Kenya / CDC | 4 | | | 1 | | | | | | | | | | | | | | | | 100% | | | 100% | 11/07/2021 | |
| Egypt*** | RRL Egypt | 628 | 60 | 3 | 57 | 481 | 25 | 2 | | | | | 58 | | | 1 | | 2 | | | 7% | 96% | 100% | 99% | 15/07/2021 | |
| Iran | NPL Iran / CDC | 376 | 11 | | 3 | 342 | 20 | | | 2 | | | 6 | | | 3 | | | | | 1% | 100% | 100% | 98% | 17/07/2021 | |
| Iraq | RRL Egypt | 374 | 6 | | 26 | 319 | 20 | 3 | | 1 | | | | | | 11 | | | | | 8% | 100% | 45% | 97% | 11/07/2021 | |
| Jordan | NPL Jordan / RRL EGYPT | 7 | | | 1 | 6 | | | | | | | | | | | | | | | 14% | 100% | | 100% | 11/07/2021 | |
| Kuwait | RRL Kuwait / RIVM | 23 | | | | 21 | 1 | 1 | | | | | | | | | | | | | 0% | 100% | | 100% | 15/07/2021 | |
| Lebanon | NPL Jordan / RRL EGYPT | 17 | | | 1 | 11 | 5 | | | | | | | | | | | | | | 8% | 100% | | | 11/07/2021 | |
| Libya | RRL Tunisia / RIVM | 34 | | | | 34 | | | | | | | | | | | | | | | 0% | 100% | | 97% | 18/06/2021 | |
| Morocco | NPL Morocco / RRL Tunisia | 29 | | | | 29 | | | | | | | | | | | | | | | 1% | 100% | | 97% | 16/07/2021 | |
| Oman | NPL Oman / CDC | 6 | | | | 6 | | | | | | | | | | | | | | | 0% | 100% | | 100% | 14/07/2021 | |
| Pakistan | RRL Pakistan | 6020 | 369 | 33 | 956 | 4295 | 360 | 6 | 1 | 137 | | | 169 | 13 | | 139 | | 3 | | 3 | 13% | 100% | 100% | 97% | 18/07/2021 | |
| Palestine & UNRWA | | 4 | | | | 4 | | | | | | | | | | | | | | | 0% | 25% | | 100% | 11/07/2021 | |
| Qatar | NPL Oman / CDC | 2 | | | | 2 | | | | | | | | | | | | | | | 0% | 100% | | 100% | 14/07/2021 | |
| Saudi Arabia | NPL Saudi Arabia / CDC | 90 | 2 | | | 71 | 10 | 7 | | | | | | | | 1 | | | | | 0% | 93% | 100% | 97% | 11/07/2021 | |
| Somalia | NPL Kenya / CDC | 186 | | | 20 | 131 | 2 | 32 | | | | | | | | | | | | | 13% | 5% | | 97% | 18/07/2021 | |
| Sudan | NPL Sudan / RRL Egypt | 300 | | | 42 | 237 | 20 | 1 | | | | | 1 | | | | | | | | 14% | 100% | 100% | 100% | 15/07/2021 | |
| Syria | NPL Syria / RRL Egypt | 220 | 4 | | 13 | 181 | 22 | | | | | | | | | | | | | | 5% | 100% | | 0% | 15/07/2021 | |
| Tunisia | RRL Tunisia | 12 | | | | 12 | | | | | | | | | | | | | | | 0% | 100% | | 100% | 18/06/2021 | |
| U.A.E | NPL Oman / CDC | 7 | | | | 7 | | | | | | | | | | | | | | | 0% | 100% | | 43% | 14/07/2021 | |
| Yemen | NPL Kenya / CDC | 207 | 8 | | 45 | 154 | | | | 1 | 3 | | | | | 4 | | | | | 18% | 100% | 100% | 0% | 17/07/2021 | |
| Total EMR 2021 | | 10726 | 664 | 61 | 1483 | 7821 | 616 | 52 | 2 | 226 | 4 | | 305 | 52 | | 237 | | 7 | 2 | 3 | 12% | 98% | 99% | 95% | | |
| Total EMR 2020 | | 20386 | 1681 | 93 | 3046 | 15555 | | 4 | 129 | 352 | 32 | | 509 | 468 | | 462 | 2 | 3 | 18 | 11 | 14% | 94% | 97% | 93% | | |

* Specimens from all sources including non-AFP cases, excluding environmental samples

** This indicator reflects surveillance and laboratory activities

Table 6: Environmental isolate by year and type

| COUNTRY | LAB RESULTS | 2016 | 2017 | 2018 | 2019 | 2020 | 2021 |
|------------------|------------------|-------------|-------------|-------------|------------|------------|------------|
| AFG | Wild+cVDPV2 | 2 | 42 | 83 | 56 | 28 | 1 |
| | aVDPV2 | | | | | 2 | 2 |
| | cVDPV2 | | | | | 167 | 38 |
| | Enteric | 125 | 170 | 177 | 138 | 111 | 62 |
| | Negative | 6 | 9 | 5 | 3 | 3 | 5 |
| | Pending | 36 | 94 | 71 | 60 | 31 | 21 |
| SL1/3 | 16 | 1 | | 2 | 64 | 11 | |
| SL2 | | | | | | 92 | |
| AFG Total | | 145 | 316 | 336 | 259 | 413 | 212 |
| EGY | aVDPV1 | | | | | 1 | |
| | aVDPV2 | | | | | 1 | |
| | aVDPV3 | | | | | 2 | 2 |
| | cVDPV2 | | | | | | 48 |
| | Enteric | 354 | 322 | 321 | 397 | 288 | 48 |
| | Negative | 34 | 41 | 32 | 34 | 41 | 14 |
| Pending | 79 | 159 | 187 | 269 | 212 | 31 | |
| SL1/3 | 60 | | | | | 38 | |
| SL2 | 1 | | | | | 167 | |
| EGY Total | | 528 | 522 | 540 | 700 | 545 | 315 |
| IRN | Wild | | | | 3 | 3 | 1 |
| | cVDPV2 | | | | | 23 | 14 |
| | Enteric | | 1 | 29 | 55 | 3 | 1 |
| | Negative | | 1 | 3 | 3 | | |
| | Pending | | | | | | 3 |
| | SL1/3 | | 4 | 22 | 10 | 16 | 1 |
| SL2 | | | | | 1 | 7 | |
| IRN Total | | 1 | 7 | 55 | 74 | 43 | 23 |
| JOR | Enteric | 1 | 13 | 27 | 24 | 9 | 6 |
| | Negative | | 2 | 2 | 1 | 1 | 1 |
| | Pending | | | | | | 1 |
| | SL1/3 | 1 | 16 | 9 | 12 | 3 | 1 |
| | SL2 | | | | | | 12 |
| | JOR Total | | 2 | 31 | 36 | 36 | 25 |
| KUW | Enteric | | | 2 | 9 | 1 | |
| | Negative | | | | 1 | 7 | |
| | Pending | | | | | 12 | |
| | SL1/3 | | | 1 | | | |
| | SL2 | | | | | | |
| | KUW Total | | | 3 | 10 | 10 | 12 |
| LEB | Enteric | 2 | 12 | 24 | 15 | 16 | 13 |
| | Negative | 2 | 1 | 1 | 3 | 2 | 4 |
| | Pending | | | | | | 2 |
| | SL1/3 | 4 | 14 | 20 | 29 | 13 | 3 |
| | SL2 | | | | | | |
| | LEB Total | | 8 | 27 | 45 | 47 | 31 |
| PAK | aVDPV1 | | | | | | |
| | Wild | 59 | 105 | 139 | 367 | 337 | 38 |
| | Wild+cVDPV2 | 2 | | | 10 | 91 | 16 |
| | Wild+aVDPV2 | 1 | 1 | | 2 | 6 | 4 |
| | Wild+aVDPV3 | | | | | | 1 |
| | aVDPV2 | 3 | 4 | | | 16 | 21 |
| | cVDPV2 | 2 | | | 29 | 44 | 16 |
| | Enteric | 300 | 392 | 404 | 308 | 135 | 110 |
| | Negative | 6 | | 3 | 4 | 6 | 4 |
| | Pending | | | | | | 40 |
| | SL1/3 | 77 | 106 | 127 | 90 | 49 | 28 |
| | SL2 | 79 | 25 | | 22 | 146 | 196 |
| | PAK Total | | 529 | 633 | 623 | 832 | 630 |
| SOM | aVDPV2 | | | 2 | 1 | | |
| | cVDPV2 | | 2 | 18 | 5 | 26 | 1 |
| | cVDPV2+cVDPV3 | | | | | | |
| | cVDPV3 | | | 11 | | | |
| | Enteric | | 16 | 25 | 22 | 12 | 17 |
| | Negative | | 14 | 138 | 29 | 34 | 23 |
| Pending | | | | | | 12 | |
| SL1/3 | | 2 | 8 | 6 | 6 | 3 | |
| SL2 | | 2 | 10 | 2 | 5 | 1 | |
| SOM Total | | 4 | 36 | 71 | 63 | 63 | 57 |
| SUD | cVDPV2 | | | | | 14 | |
| | Enteric | | | 15 | 51 | 32 | 16 |
| | Negative | | | | 4 | 2 | 6 |
| | Pending | | | | | | 14 |
| | SL1/3 | | | | | | 1 |
| | SL2 | | | | 5 | | 3 |
| SUD Total | | | | 15 | 60 | 50 | 40 |
| SYR | Enteric | | 4 | 72 | 114 | 152 | 77 |
| | Negative | | | 21 | 30 | 17 | 9 |
| | Pending | | | | | | 10 |
| | SL1/3 | | | | 6 | 36 | 14 |
| | SL2 | | | | 3 | | |
| | SYR Total | | | 4 | 93 | 144 | 161 |
| TOTAL | | 1248 | 1575 | 1617 | 185 | 205 | 130 |

Table 7: Environmental Wild/VPV isolate by site 2020-2021

| YEAR | COUNTRY | LAB RESULTS | PROVINCE | Count | First date | Last date | | |
|-------------------|------------------|------------------|------------------|------------------|------------------|------------------|-----------------|------------------|
| 2020 | AFG | Wild | HILMAND | 10 | 1/Jan/20 | 24/Aug/20 | | |
| | | | HIRAT | 4 | 26/Apr/20 | 23/Aug/20 | | |
| | | | KABUL | 1 | 26/Sep/20 | 26/Sep/20 | | |
| | | | KANDAHAR | 9 | 28/Jan/20 | 25/Jun/20 | | |
| | | | KHOST | 1 | 25/Apr/20 | 25/Apr/20 | | |
| | | | KUNDUZ | 1 | 27/Sep/20 | 27/Sep/20 | | |
| | | | NANGARHAR | 2 | 26/Jan/20 | 6/Oct/20 | | |
| | | | HILMAND | 1 | 6/Sep/20 | 6/Sep/20 | | |
| | | | KANDAHAR | 4 | 25/Jun/20 | 6/Dec/20 | | |
| | | | NANGARHAR | 2 | 8/Jan/20 | 25/Jul/20 | | |
| | | | HILMAND | 34 | 27/May/20 | 27/Dec/20 | | |
| | | | HIRAT | 3 | 26/Sep/20 | 26/Dec/20 | | |
| | | | KABUL | 19 | 26/Apr/20 | 5/Nov/20 | | |
| | | Wild+cVDPV2 | KANDAHAR | 35 | 9/Jul/20 | 27/Dec/20 | | |
| | | | KHOST | 6 | 24/Jun/20 | 23/Nov/20 | | |
| | | | KUNAR | 5 | 6/Jun/20 | 7/Nov/20 | | |
| | | | KUNDUZ | 2 | 23/Aug/20 | 24/Oct/20 | | |
| | | | LAGHMAN | 4 | 24/Jul/20 | 6/Oct/20 | | |
| | | | NANGARHAR | 58 | 7/Jan/20 | 23/Dec/20 | | |
| | | | PAKTYA | 1 | 26/Jul/20 | 26/Jul/20 | | |
| | | | HILMAND | 1 | 27/Sep/20 | 27/Sep/20 | | |
| | | | KABUL | 1 | 26/Dec/20 | 26/Dec/20 | | |
| | | | AFG Total | | 204 | | 1/Jan/20 | 27/Dec/20 |
| EGY | aVDPV2 | GIZA | 1 | 21/Sep/20 | 21/Sep/20 | | | |
| | | EGY Total | 1 | 21/Sep/20 | 21/Sep/20 | | | |
| | | IRN | cVDPV2 | S & B | 3 | 3/Oct/20 | 25/Dec/20 | |
| IRN Total | 3 | | | 3/Oct/20 | 25/Dec/20 | | | |
| PAK | Wild | | | AJK | 1 | 25/Feb/20 | 25/Feb/20 | |
| | | BALOCHISTAN | 71 | 1/Jan/20 | 21/Sep/20 | | | |
| | | GBALTISTAN | 1 | 12/May/20 | 12/May/20 | | | |
| | | ISLAMABAD | 5 | 16/Jan/20 | 10/Nov/20 | | | |
| | | KPAKHTUNKHWA | 23 | 28/Jan/20 | 18/Dec/20 | | | |
| | | PUNJAB | 122 | 4/Jan/20 | 28/Dec/20 | | | |
| | | SINDH | 114 | 3/Jan/20 | 8/Dec/20 | | | |
| | | BALOCHISTAN | 27 | 1/Feb/20 | 21/Dec/20 | | | |
| | Wild+cVDPV2 | KPAKHTUNKHWA | 1 | 11/Mar/20 | 11/Mar/20 | | | |
| | | PUNJAB | 14 | 4/Jan/20 | 12/Oct/20 | | | |
| | | SINDH | 49 | 3/Jan/20 | 10/Dec/20 | | | |
| | | BALOCHISTAN | 1 | 17/Dec/20 | 17/Dec/20 | | | |
| | | PUNJAB | 5 | 16/Mar/20 | 21/Dec/20 | | | |
| | | BALOCHISTAN | 15 | 2/Jun/20 | 28/Dec/20 | | | |
| | cVDPV2 | KPAKHTUNKHWA | 5 | 10/Jan/20 | 15/Oct/20 | | | |
| | | PUNJAB | 3 | 16/Jan/20 | 18/Dec/20 | | | |
| SINDH | | 21 | 8/Jun/20 | 10/Dec/20 | | | | |
| BALOCHISTAN | | 3 | 17/Sep/20 | 17/Nov/20 | | | | |
| KPAKHTUNKHWA | | 6 | 10/Apr/20 | 2/Dec/20 | | | | |
| PUNJAB | | 5 | 4/May/20 | 30/Dec/20 | | | | |
| aVDPV2 | SINDH | 2 | 13/Oct/20 | 3/Nov/20 | | | | |
| | PAK Total | 494 | 1/Jan/20 | 30/Dec/20 | | | | |
| | SOM | cVDPV2 | BANADIR | 23 | 5/Jan/20 | 24/Oct/20 | | |
| | | | BAY | 2 | 19/Jun/20 | 20/Jun/20 | | |
| LOWER JUBA | | | 1 | 8/Sep/20 | 8/Sep/20 | | | |
| SOM Total | 26 | 5/Jan/20 | 24/Oct/20 | | | | | |
| SUD | cVDPV2 | KHARTOUM | 14 | 29/Mar/20 | 9/Nov/20 | | | |
| SUD Total | | 14 | 29/Mar/20 | 9/Nov/20 | | | | |
| 2020 Total | | | | 742 | 1/Jan/20 | 30/Dec/20 | | |
| 2021 | AFG | Wild+cVDPV2 | HILMAND | 1 | 23/Feb/21 | 23/Feb/21 | | |
| | | | HILMAND | 14 | 4/Jan/21 | 24/Mar/21 | | |
| | | | HIRAT | 1 | 23/Mar/21 | 23/Mar/21 | | |
| | | | KABUL | 1 | 6/Mar/21 | 6/Mar/21 | | |
| | | | KANDAHAR | 17 | 5/Jan/21 | 25/Apr/21 | | |
| | | | KUNDUZ | 1 | 23/Feb/21 | 23/Feb/21 | | |
| | | | NANGARHAR | 4 | 5/Jan/21 | 25/Apr/21 | | |
| | | | KABUL | 1 | 3/Feb/21 | 3/Feb/21 | | |
| | | aVDPV2 | KABUL | 1 | 7/Mar/21 | 7/Mar/21 | | |
| | | | AFG Total | 41 | 4/Jan/21 | 25/Apr/21 | | |
| | | | EGY | cVDPV2 | ALEXANDRIA | 2 | 10/Jan/21 | 25/Feb/21 |
| | | | | | ASWAN | 2 | 20/Jan/21 | 9/Feb/21 |
| | | | | | BENI SUEF | 1 | 27/Jan/21 | 27/Jan/21 |
| | | | | | GIZA | 1 | 31/Jan/21 | 31/Jan/21 |
| | | | | | KAFR EL-SHEIKH | 1 | 27/Jan/21 | 27/Jan/21 |
| | aVDPV2 | QENA | | 3 | 23/Jan/21 | 8/Jun/21 | | |
| | | CAIRO | | 1 | 28/Apr/21 | 28/Apr/21 | | |
| | GIZA | 1 | 4/May/21 | 4/May/21 | | | | |
| | EGY Total | 12 | 10/Jan/21 | 8/Jun/21 | | | | |
| | IRN | cVDPV2 | S & B | 1 | 20/Feb/21 | 20/Feb/21 | | |
| | | | IRN Total | 1 | 20/Feb/21 | 20/Feb/21 | | |
| | PAK | Wild | BALOCHISTAN | 6 | 20/Jan/21 | 28/Feb/21 | | |
| | | | ISLAMABAD | 3 | 11/Jan/21 | 17/Mar/21 | | |
| | | | KPAKHTUNKHWA | 7 | 18/Jan/21 | 18/Jun/21 | | |
| | | | PUNJAB | 11 | 4/Jan/21 | 19/May/21 | | |
| | | | SINDH | 10 | 4/Jan/21 | 19/May/21 | | |
| | | | BALOCHISTAN | 11 | 2/Jan/21 | 12/Apr/21 | | |
| | | | KPAKHTUNKHWA | 1 | 11/Jan/21 | 11/Jan/21 | | |
| | | | PUNJAB | 2 | 11/Jan/21 | 18/Jan/21 | | |
| | | | SINDH | 2 | 2/Mar/21 | 10/Mar/21 | | |
| | | | Wild+cVDPV2 | BALOCHISTAN | 1 | 1/Jan/21 | 1/Jan/21 | |
| | | PUNJAB | | 1 | 8/Jan/21 | 8/Jan/21 | | |
| | | SINDH | | 2 | 12/Jan/21 | 4/Feb/21 | | |
| | | PUNJAB | | 1 | 5/Apr/21 | 5/Apr/21 | | |
| | | Wild+aVDPV2 | | BALOCHISTAN | 11 | 1/Jan/21 | 18/May/21 | |
| | | | | KPAKHTUNKHWA | 2 | 16/Jan/21 | 2/Mar/21 | |
| | | | | SINDH | 3 | 12/Jan/21 | 9/Feb/21 | |
| | | | | AJK | 1 | 16/Mar/21 | 16/Mar/21 | |
| cVDPV2 | | KPAKHTUNKHWA | 5 | 1/Mar/21 | 14/Jun/21 | | | |
| | PUNJAB | 8 | 1/Mar/21 | 18/May/21 | | | | |
| | SINDH | 7 | 12/Jan/21 | 2/Jun/21 | | | | |
| | PAK Total | 95 | 1/Jan/21 | 18/Jun/21 | | | | |
| | SOM | cVDPV2 | BANADIR | 1 | 23/May/21 | 23/May/21 | | |
| | | | SOM Total | 1 | 23/May/21 | 23/May/21 | | |
| 2021 Total | | | | 150 | 1/Jan/21 | 18/Jun/21 | | |

Figure 1: Non Polio AFP Rate and Wild Virus in EMR 01/01/2021 - 18/07/2021

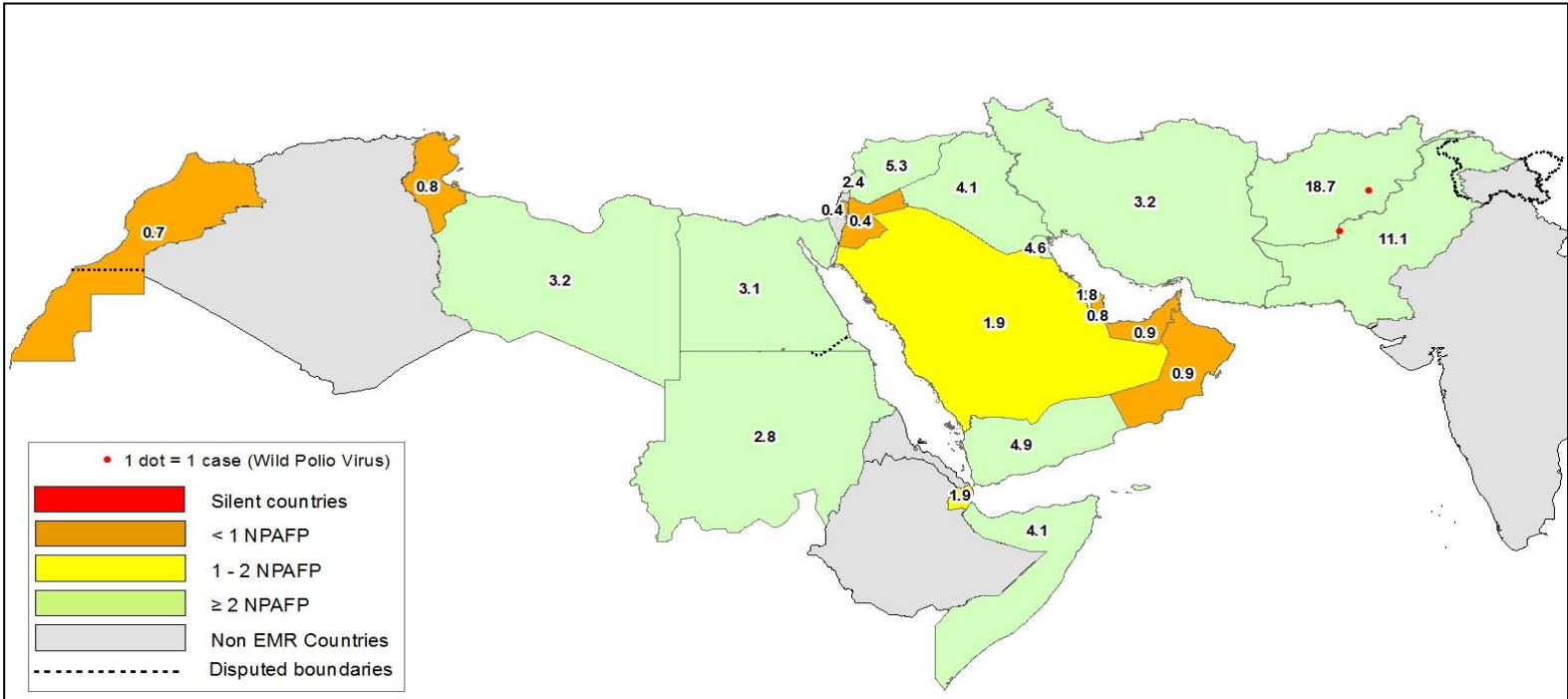


Figure 2: Percent of AFP cases with Adequate Samples & Compatible Cases in EMR 01/01/2021 - 18/07/2021

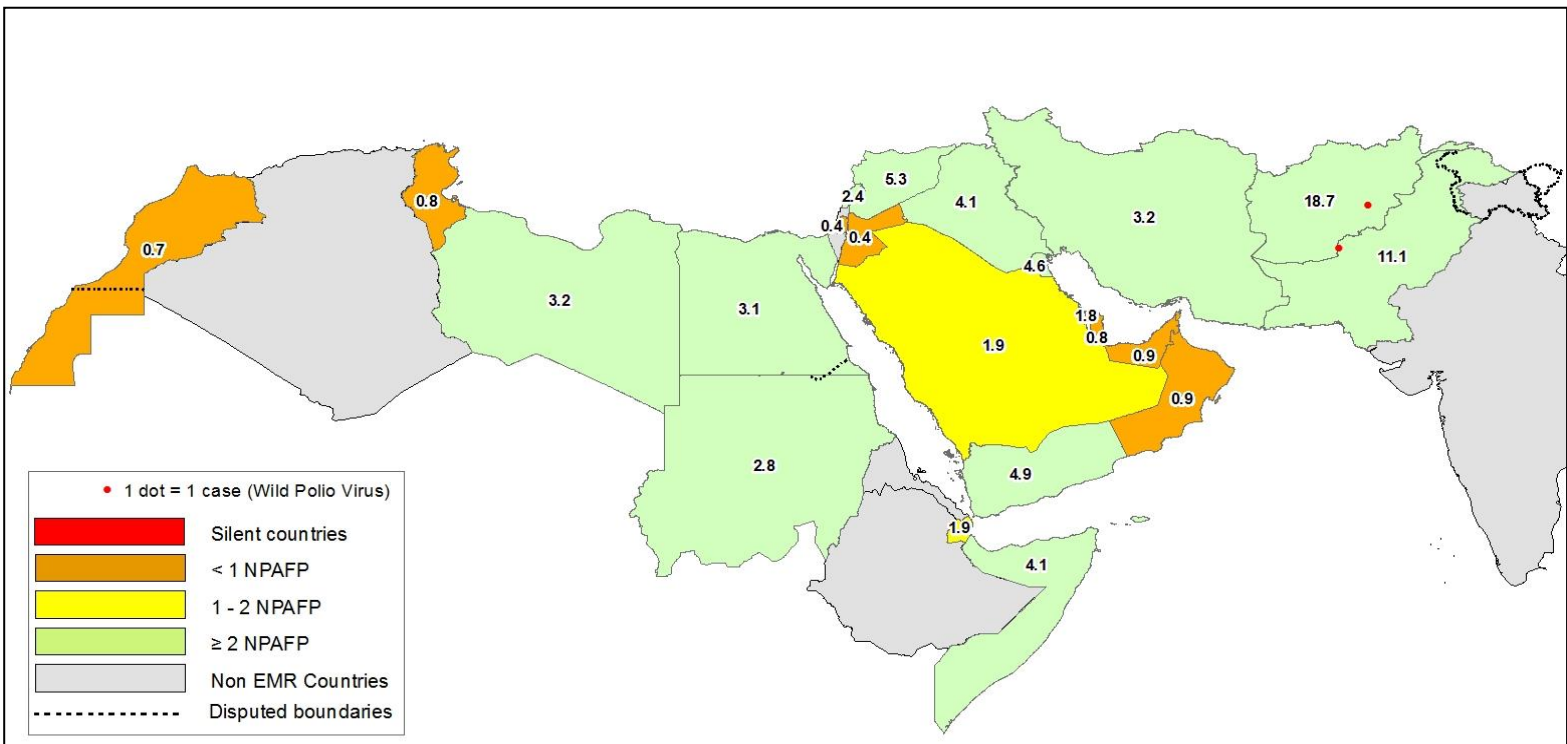


Table 8: Wild polio cases by country and date of onset of paralysis in EMR, 2020 - 2021

| Year | COUNTRY | Count | First Case | Last Case |
|-------------------|---------|------------|-----------------|------------------|
| 2020 | AFG | 56 | 4-Jan-20 | 19-Oct-20 |
| | PAK | 84 | 1-Jan-20 | 23-Nov-20 |
| 2020 Total | | 140 | 1-Jan-20 | 23-Nov-20 |
| 2021 | AFG | 1 | 1-Jan-21 | 1-Jan-21 |
| | PAK | 1 | 27-Jan-21 | 27-Jan-21 |
| 2021 Total | | 2 | 1-Jan-21 | 27-Jan-21 |

Figure 3: Non Polio AFP rate by Province in Afghanistan & by District in Pakistan 01/01/2021 - 18/07/2021

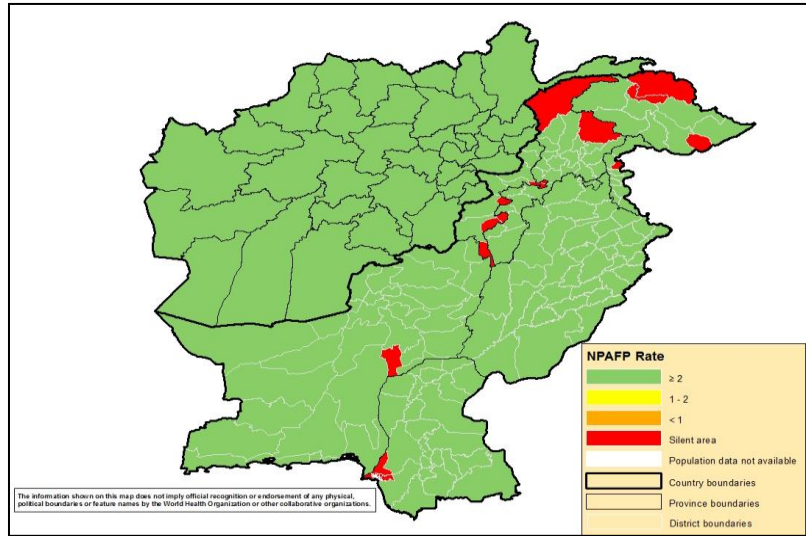


Figure 4: Percent of AFP cases with Adequate Samples in Afghanistan by Province & Pakistan by District 01/01/2021 - 18/07/2021

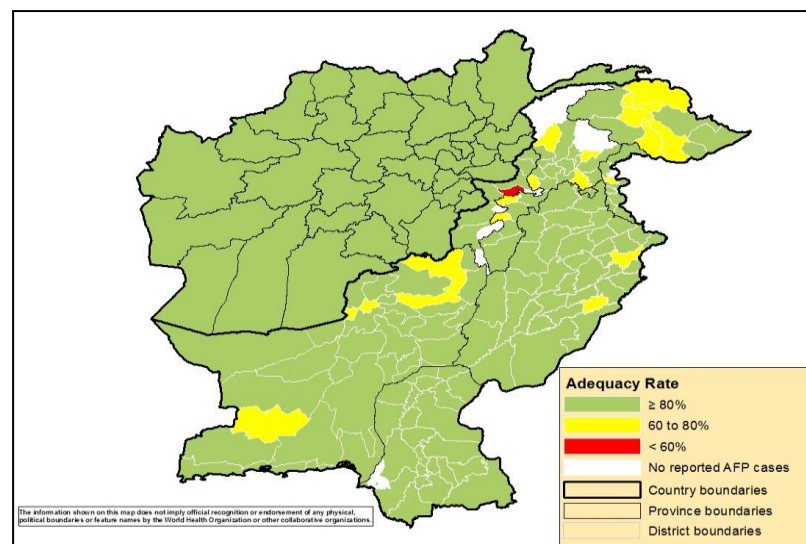
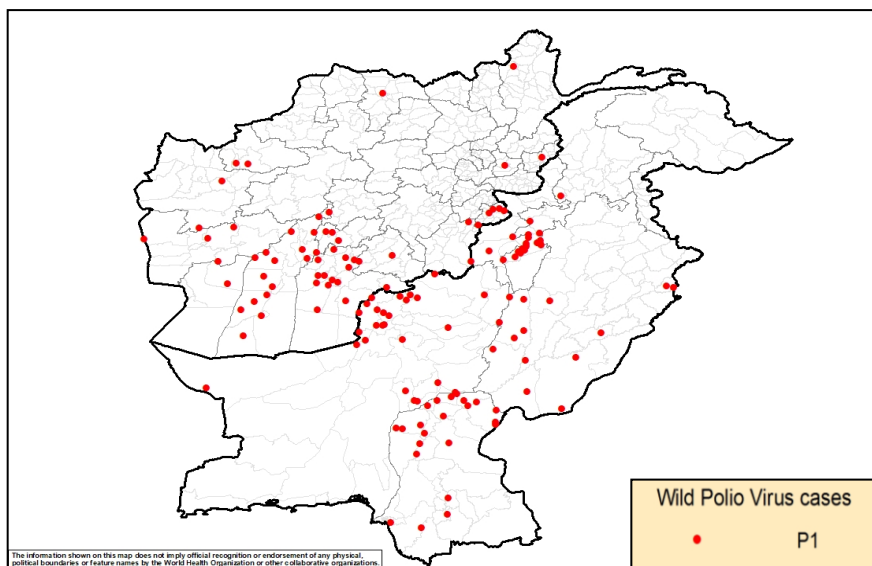
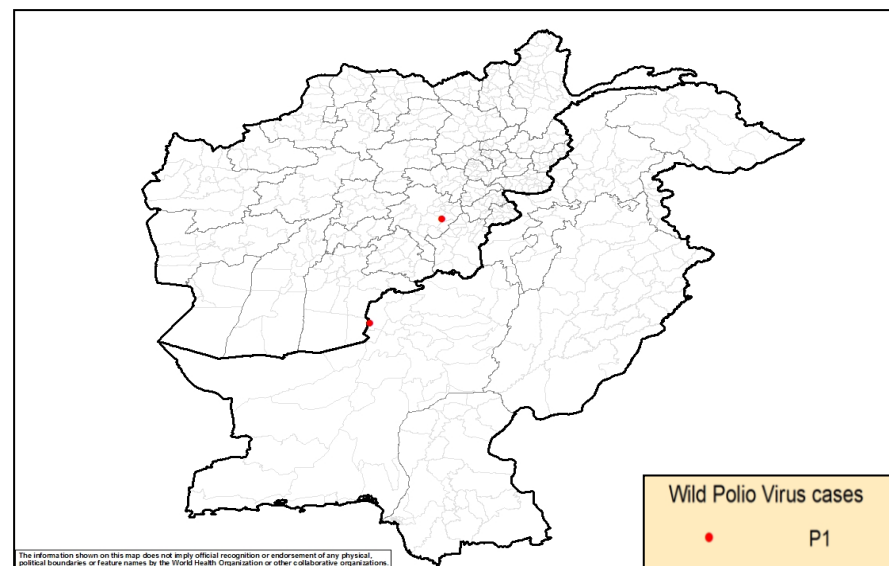


Figure 5: Wild Virus Cases by Type & District in Afghanistan & Pakistan

5(a) 01/01/2020 - 31/12/2020



5(b) 01/01/2021 - 18/07/2021



World Health Organization – Regional Office for Eastern Mediterranean

AFP SURVEILLANCE

Week 28, ending 18 July 2021

19-Jul-21

Number 1189

Table 9: Wild Polio cases by district and date of onset of paralysis, Afghanistan 2020-2021

| ONSETYR | PROVINCE | DISTRICT | Count | First case | Last case |
|-------------------|-----------------|--------------------|-----------|-----------------|------------------|
| 2020 | BALKH | DEHDADI | 1 | 15-Mar-20 | 15-Mar-20 |
| | HIRAT | PASHTUNZARGHUN | 1 | 29-Jun-20 | 29-Jun-20 |
| | | SHINDAND | 1 | 21-Mar-20 | 21-Mar-20 |
| | FARAH | BALABULUK | 2 | 11-May-20 | 17-May-20 |
| | | ANARDARA | 1 | 6-May-20 | 6-May-20 |
| | | BAKWA | 1 | 4-Feb-20 | 4-Feb-20 |
| | BADGHIS | QALA-E-NAW | 1 | 5-Sep-20 | 5-Sep-20 |
| | | QADIS | 1 | 13-May-20 | 13-May-20 |
| | KUNAR | SHIGAL WA SHEL TAN | 1 | 5-Mar-20 | 5-Mar-20 |
| | LAGHMAN | MEHTARLAM | 1 | 10-Feb-20 | 10-Feb-20 |
| | PAKTIKA | NAKA | 1 | 12-Aug-20 | 12-Aug-20 |
| | KHOST | NADIRSHAHKOT | 1 | 7-Sep-20 | 7-Sep-20 |
| | | BAK | 2 | 3-Sep-20 | 7-Sep-20 |
| | | SABARI | 1 | 8-Aug-20 | 8-Aug-20 |
| | | SPERA | 1 | 1-Aug-20 | 1-Aug-20 |
| | KANDAHAR | MARUF | 1 | 14-Oct-20 | 14-Oct-20 |
| | | KANDAHAR | 3 | 22-Jun-20 | 13-Sep-20 |
| | | ZHERAY | 3 | 20-Jul-20 | 24-Aug-20 |
| | | SPINBOLDAK | 1 | 25-Jul-20 | 25-Jul-20 |
| | | PANJWAYI | 1 | 10-Jun-20 | 10-Jun-20 |
| | | SHAHWALIKOT | 3 | 4-Mar-20 | 6-Jun-20 |
| | | NESH | 1 | 23-May-20 | 23-May-20 |
| | | GHORAK | 1 | 19-Mar-20 | 19-Mar-20 |
| | ZABUL | QALAT | 1 | 6-Aug-20 | 6-Aug-20 |
| | | ARGHANDAB | 1 | 14-Jul-20 | 14-Jul-20 |
| | | MIZAN | 1 | 21-Jan-20 | 21-Jan-20 |
| | HILMAND | NAD-E-ALI | 2 | 1-May-20 | 19-Oct-20 |
| | | WASHER | 3 | 4-Jan-20 | 19-Oct-20 |
| | | BAGHRAN | 2 | 16-Jul-20 | 4-Sep-20 |
| | | KAJAKI | 2 | 10-Jun-20 | 27-Jul-20 |
| | | REG | 4 | 25-May-20 | 3-Jun-20 |
| | | DEH-E-SHU | 1 | 27-May-20 | 27-May-20 |
| NAWZAD | | 1 | 11-May-20 | 11-May-20 | |
| SANGIN | | 1 | 7-May-20 | 7-May-20 | |
| URUZGAN | SHAHID-E-HASSAS | 3 | 14-Jun-20 | 12-Jul-20 | |
| | TIRINKOT | 1 | 28-May-20 | 28-May-20 | |
| NIMROZ | KHASHROD | 1 | 28-Feb-20 | 28-Feb-20 | |
| BADAKHSHAN | YAWAN | 1 | 10-Mar-20 | 10-Mar-20 | |
| 2020 Total | | | 56 | 4-Jan-20 | 19-Oct-20 |
| 2021 | GAZNI | ANDAR | 1 | 1-Jan-21 | 1-Jan-21 |
| 2021 Total | | | 1 | 1-Jan-21 | 1-Jan-21 |

World Health Organization – Regional Office for Eastern Mediterranean

AFP SURVEILLANCE

Week 28, ending 18 July 2021

19-Jul-21

Number 1189

Table 10: Wild Polio cases by district and date of onset of paralysis, Pakistan 2020-2021

| ONSETYR | PROVINCE | DISTRICT | Count | First case | Last case |
|-------------------|--------------------|------------|----------|------------------|------------------|
| 2020 | KHYBER PAKHTUNKHWA | PESHAWAR | 1 | 13-Jul-20 | 13-Jul-20 |
| | | WAZIR-S | 2 | 21-Feb-20 | 8-Jun-20 |
| | | BANNU | 1 | 27-Apr-20 | 27-Apr-20 |
| | | TANK | 4 | 11-Jan-20 | 15-Mar-20 |
| | | KARAK | 2 | 20-Jan-20 | 13-Mar-20 |
| | | LAKKIMRWT | 12 | 2-Jan-20 | 9-Mar-20 |
| | BALOCHISTAN | KABDULAH | 3 | 11-May-20 | 23-Nov-20 |
| | | QUETTA | 5 | 17-Jul-20 | 5-Nov-20 |
| | | MASTUNG | 1 | 15-Oct-20 | 15-Oct-20 |
| | | PISHIN | 6 | 31-Jan-20 | 3-Oct-20 |
| | | KSAIFULAH | 1 | 1-Sep-20 | 1-Sep-20 |
| | | CHAGHAI | 1 | 4-Jun-20 | 4-Jun-20 |
| | | DUKKI | 1 | 26-May-20 | 26-May-20 |
| | | JHALMAGSI | 1 | 19-Apr-20 | 19-Apr-20 |
| | | ZHOB | 2 | 22-Feb-20 | 13-Apr-20 |
| | | NSIRABAD | 2 | 3-Jan-20 | 13-Apr-20 |
| | | SOHBATPUR | 1 | 12-Feb-20 | 12-Feb-20 |
| | | JAFARABAD | 1 | 12-Feb-20 | 12-Feb-20 |
| | | SIBI | 1 | 7-Feb-20 | 7-Feb-20 |
| | | PUNJAB | LAYYAH | 1 | 21-Oct-20 |
| | MUZFARGARH | | 1 | 4-Oct-20 | 4-Oct-20 |
| | VEHARI | | 1 | 16-Sep-20 | 16-Sep-20 |
| | DGKHAN | | 5 | 18-Jan-20 | 14-Sep-20 |
| | BAHAWALPUR | | 2 | 17-Aug-20 | 5-Sep-20 |
| | RYKHAN | | 1 | 1-Sep-20 | 1-Sep-20 |
| | LAHORE | | 2 | 12-Jun-20 | 24-Jul-20 |
| | RAJANPUR | | 1 | 2-Jun-20 | 2-Jun-20 |
| | SINDH | JACOBABAD | 4 | 7-Feb-20 | 14-Jul-20 |
| | | GHOTKI | 4 | 2-Mar-20 | 9-Jul-20 |
| | | KHILANDHI | 1 | 9-Jun-20 | 9-Jun-20 |
| | | LARKANA | 1 | 21-May-20 | 21-May-20 |
| | | KAMBAR | 3 | 8-Jan-20 | 11-Apr-20 |
| | | KHAIRPUR | 1 | 27-Mar-20 | 27-Mar-20 |
| | | NFEROZ | 2 | 8-Feb-20 | 22-Feb-20 |
| | | SHIKARPUR | 1 | 11-Feb-20 | 11-Feb-20 |
| | | KASHMORE | 2 | 16-Jan-20 | 3-Feb-20 |
| | | SUJAWAL | 1 | 7-Jan-20 | 7-Jan-20 |
| | | T.ALLAHYAR | 1 | 7-Jan-20 | 7-Jan-20 |
| | | BADIN | 1 | 1-Jan-20 | 1-Jan-20 |
| | 2020 Total | | | 84 | 1-Jan-20 |
| 2021 | BALOCHISTAN | KABDULAH | 1 | 27-Jan-21 | 27-Jan-21 |
| 2021 Total | | | 1 | 27-Jan-21 | 27-Jan-21 |

World Health Organization – Regional Office for Eastern Mediterranean

AFP SURVEILLANCE

19-Jul-21

Week 28, ending 18 July 2021

Number 1189

Table 11: Circulating VDPV2 cases and date of onset of paralysis in EMR countries by provinces 2020-2021

| YEAR | COUNTRY | PROVINCE | Count | First Case | Last Case |
|-------------------|-------------------|--------------------|-----------|-----------------|-----------------|
| 2021 | AFG | FARAH | 5 | 1-Jan-21 | 16-Apr-21 |
| | | LOGAR | 1 | 19-Feb-21 | 19-Feb-21 |
| | | KANDAHAR | 1 | 16-Feb-21 | 16-Feb-21 |
| | | WARDAK | 2 | 3-Mar-21 | 22-Apr-21 |
| | | HIRAT | 5 | 20-Feb-21 | 11-Apr-21 |
| | | BADGHIS | 7 | 12-Jan-21 | 9-Jun-21 |
| | | FARYAB | 2 | 28-Jan-21 | 26-Mar-21 |
| | | HILMAND | 2 | 5-Jan-21 | 11-Mar-21 |
| | | GHAZNI | 8 | 8-Jan-21 | 12-May-21 |
| | ZABUL | 9 | 7-Jan-21 | 4-Apr-21 | |
| | PAK | KHYBER PAKHTUNKHWA | 1 | 14-Jan-21 | 14-Jan-21 |
| | | PUNJAB | 1 | 7-Jan-21 | 7-Jan-21 |
| | | SINDH | 2 | 5-Jan-21 | 7-Jan-21 |
| BALUCHISTAN | | 4 | 2-Jan-21 | 23-Apr-21 | |
| Total 2021 | | | 50 | 1-Jan-21 | 9-Jun-21 |
| 2020 | SOM | LOWER JUBA | 1 | 29-Aug-20 | 29-Aug-20 |
| | | AWDAL | 1 | 1-Aug-20 | 1-Aug-20 |
| | | GALBEED | 1 | 29-Sep-20 | 29-Sep-20 |
| | | HIRAN | 1 | 18-Oct-20 | 18-Oct-20 |
| | | MIDDLE SHABELLE | 1 | 17-Jul-20 | 17-Jul-20 |
| | | BAY | 2 | 3-Sep-20 | 25-Oct-20 |
| | | BANADIR | 7 | 18-Jun-20 | 30-Sep-20 |
| | SUD | SOUTH DARFUR | 3 | 7-Mar-20 | 18-Dec-20 |
| | | NORTH DARFUR | 2 | 26-Nov-20 | 13-Dec-20 |
| | | EAST DARFUR | 3 | 12-May-20 | 24-Jul-20 |
| | | KHARTOUM | 4 | 15-Jul-20 | 16-Nov-20 |
| | | KASSALA | 11 | 28-Jul-20 | 6-Nov-20 |
| | | GEZIRA | 5 | 9-Jul-20 | 19-Sep-20 |
| | | RIVER NILE | 5 | 29-Jun-20 | 27-Sep-20 |
| | | RED SEA | 8 | 29-Apr-20 | 29-Nov-20 |
| | | WEST DARFUR | 1 | 19-May-20 | 19-May-20 |
| | | BLUE NILE | 4 | 7-Aug-20 | 26-Nov-20 |
| | | SOUTH KORDOFAN | 2 | 20-Nov-20 | 25-Nov-20 |
| | | NORTH KORDOFAN | 3 | 29-Aug-20 | 2-Dec-20 |
| | | SENNAR | 1 | 16-Aug-20 | 16-Aug-20 |
| | | WHITE NILE | 3 | 15-Jun-20 | 22-Aug-20 |
| | | GEDARIF | 3 | 1-Apr-20 | 1-Aug-20 |
| | AFG | FARAH | 17 | 1-Jun-20 | 27-Dec-20 |
| | | BALKH | 2 | 29-Oct-20 | 3-Nov-20 |
| | | BADGHIS | 10 | 1-Nov-20 | 27-Dec-20 |
| | | FARYAB | 1 | 18-Oct-20 | 18-Oct-20 |
| | | SAMANGAN | 1 | 1-Nov-20 | 1-Nov-20 |
| | | HIRAT | 2 | 10-Aug-20 | 15-Aug-20 |
| | | LOGAR | 4 | 20-Aug-20 | 18-Nov-20 |
| | | KANDAHAR | 75 | 4-Aug-20 | 30-Dec-20 |
| | | HILMAND | 40 | 1-Aug-20 | 24-Dec-20 |
| | | JAWZIAN | 3 | 4-Aug-20 | 21-Nov-20 |
| | | KABUL | 7 | 6-Jul-20 | 12-Oct-20 |
| | | NURISTAN | 2 | 21-Jun-20 | 13-Jul-20 |
| | | NIMROZ | 3 | 6-Jul-20 | 8-Aug-20 |
| | | KHOST | 17 | 5-Jul-20 | 19-Oct-20 |
| | | PAKTYA | 5 | 18-Jun-20 | 25-Oct-20 |
| | | KUNDUZ | 3 | 28-Aug-20 | 3-Oct-20 |
| | | PAKTIKA | 5 | 25-Aug-20 | 7-Oct-20 |
| | | GHAZNI | 7 | 29-Aug-20 | 26-Dec-20 |
| | | BADAKHSHAN | 1 | 23-Apr-20 | 23-Apr-20 |
| | | LAGHMAN | 14 | 20-May-20 | 23-Sep-20 |
| TAKHAR | | 1 | 20-Sep-20 | 20-Sep-20 | |
| ZABUL | | 12 | 17-Sep-20 | 15-Nov-20 | |
| GHOR | | 1 | 14-Nov-20 | 14-Nov-20 | |
| URUZGAN | | 15 | 28-Aug-20 | 22-Dec-20 | |
| PARWAN | | 1 | 4-Sep-20 | 4-Sep-20 | |
| WARDAK | | 5 | 6-Sep-20 | 22-11-20 | |
| KUNAR | | 9 | 6-Apr-20 | 29-Sep-20 | |
| NANGARHAR | | 45 | 5-Feb-20 | 21-Sep-20 | |
| PAK | | SINDH | 45 | 2-May-20 | 28-Nov-20 |
| | | BALUCHISTAN | 23 | 29-Feb-20 | 24-Dec-20 |
| | | PUNJAB | 25 | 5-Feb-20 | 5-Nov-20 |
| | | KHYBER PAKHTUNKHWA | 42 | 2-Jan-20 | 24-May-20 |
| | Total 2020 | | | 515 | 2-Jan-20 |

VDPV2 isolates, EMR countries, 2021

