

Highlights of Polio Fax Bulletin No. 1188 for Week 27 2021

I. Salient features this week

1. Polio eradication teams at the Regional and Country levels continue to contribute to the COVID19 Response, particularly in areas of surveillance (field and laboratory), data analysis, communications, and coordination.
2. No new wild poliovirus type-1 (WPV1) cases or positive environmental samples reported this week.
3. No new circulating vaccine derived poliovirus type-1 (cVDPV1) cases reported this week.
4. No new circulating vaccine derived poliovirus type-2 (cVDPV2) cases reported, but one cVDPV2 positive environmental sample from Somalia was reported this week. In Egypt, a new VDPV2 case is isolated from a contact (of an AFP case) and five new VDPV2 positive environmental samples reported this week.

II. Wild Poliovirus Type-1 (WPV1) Transmission

WPV1 transmission continues though restricted globally to only two countries in the EMR namely Pakistan and Afghanistan – the remaining polio endemic countries in the world.

As of week 27 of 2021, two WPV1 cases were reported [96 in the same period in 2020; Afghanistan – 34, Pakistan - 62].

- a. *Human samples*: No new WPV1 cases reported this week.

Afghanistan:

In 2021 to date, **1 WPV1** case has been reported so far from Southeast Region with onset of paralysis **1 January 2021**.

Pakistan:

In 2021 to date, **1 WPV1** case has been reported so far from Balochistan province with date of onset **27 January 2021**.

- b. *Environmental samples*: No new positive environmental samples reported this week.

- **Afghanistan**: In 2021 to date, there is **1** WPV1 combined with cVDPV2 positive environmental sample reported with collection date on **23 February 2021**.
- **Pakistan**: In 2021, there are **59** WPV1 positive environmental samples (including 16 mixture of WPV1 and cVDPV2 and 4 mixture of WPV1 and aVDPV2) with most recent sample collected on **18 June 2021**.

III. Vaccine Derived Polioviruses (VDPVs): One new cVDPV2 positive environmental sample from Somalia in addition to one VDPV2 isolated in a contact of an AFP cases and five new VDPV2 positive environmental samples from Egypt were reported this week.

In 2021 to date, three cVDPV1 cases reported from Yemen and 50 cVDPV2 cases were reported (Afghanistan 42 and Pakistan 8).

1. **Outbreaks/Events**: *Five countries (barring endemics) have evidence of VDPVs transmission, four with cVDPV2 and one with cVDPV1.*

Afghanistan: No new cases or positive environmental samples reported this week.

In 2021 to date, there are **42 cVDPV2** cases: 17 from West Region, 12 from South Region, eight from South East Region, three from Central Region and two from North Region. **The most recent case had onset on 9 June 2021**.

Environment: In 2021 to date, there are **39** cVDPV2 positive environmental samples including 1 mixture of WPV1 and cVDPV2 reported with **most recent sample collected on 25 April 2021**.

Pakistan: No new cases or positive environmental samples reported this week.

In 2021, there are **eight** cVDPV2 cases reported four from Balochistan, two from Sindh and one each from KP and Punjab provinces with **most recent onset on 23 April 2021**.

Environment: In 2021 to date; there are **32** cVDPV2 positive samples including 16 mixture of WPV1 and cVDPV2 with **most recent sample collected on 18 May 2021**.

SOMALIA: No new VDPV cases reported, but one new cVDPV2 positive environmental sample (first in 2021) was reported this week.

Environment: The first cVDPV2 positive environmental sample was reported from Banadir province, **with date of specimen collection on 23 May 2021**.

SUDAN: No new cVDPV2 isolates from human or environmental samples reported this week.

No VDPV isolates from human or environmental sample in 2021 so far.

The most recent isolate was from a case having onset of paralysis on 18 December 2020.

Egypt: One new VDPV2 was isolated from an AFP case reported this week from Bander Luxor district, Luxor province. AFP case has date of onset 30 May 2021 and date of collection of specimen from contact is 14/06/2021.

Five new positive VDPV2 environmental samples were reported this week, one each from Minya province (Minya City site) specimen collection date was 9 June 2021, from Giza province (Al Haram site) specimen collection date was on 15 June 2021; from Sharkia province (10th of Ramadan site) and from Red Sea province (Hurgada site) and Luxor province (Luxor site) all 3 specimens collection date was on 19 June 2021.

In 2021 to date, **ten** cVDPV2 positive environmental samples are reported. These include three from Qena province; two each from Aswan and Alexandria provinces; and one each from Beni Suef, Kafr El Sheikh and Giza provinces. The samples are genetically related with each other and belong to CHA-NDG-1 emergence (importation from Sudan/Chad). **Date of the recent most cVDPV2 positive environmental sample is 8 June 2021. There is no child paralyzed due to cVDPV2.**

In addition, two aVDPV2 positive environmental samples reported, one each from Cairo province and Giza province with most recent stool collection date on 4 May 2021.

YEMEN: No new cVDPV1 cases reported this week.

In 2021 to date, **3** cVDPV1 cases were reported with most recent date of onset on 27 March 2021.

VDPV Events: There is one country having a Polio Event due to VDPV2.

Iran: In 2021 to date, **1** cVDPV2 positive environmental sample was collected from Zehedan district, Sistan & Balochistan province. The isolate is genetically related with earlier Pakistan virus. **Date of collection was on 20 February 2021. There is no child paralyzed due to cVDPV2.**

IV. Surveillance performance indicators

In 2021, 13 out of 22 member states (13 in the same period in 2020) are meeting the global target of both key surveillance indicators: non-polio AFP rate of 2/100,000 children aged below 15 years and percent AFP cases with adequate specimen 80% and above.

- Morocco, and Tunisia are missing both indicators as their non-polio AFP rates are 0.7 and 0.9 and the percentages of AFP cases with adequate stool specimens is 55.9% and 69.2% respectively.
- Bahrain, Jordan, Oman, Palestine, Qatar, and United Arab Emirates have a non-polio AFP rate of 1.9, 0.3, 0.9, 0.4, 0.9, and 0.9 respectively.
- Djibouti has AFP cases with adequate stool specimens of 75.0%.

World Health Organization – Regional Office for Eastern Mediterranean

AFP SURVEILLANCE

12-Jul-21

Week 27, ending 11 July 2021

Number 1188

Table 1: Acute Flaccid Paralysis (AFP) cases by week of onset

Country	Reported AFP cases by week of onset - Week (27/21) / Ending on : 11/07/2021														
	Total AFP 2019	Total AFP 2020	Total AFP to date, 2021	W16 25 Apr 21	W17 02 May 21	W18 09 May 21	W19 16 May 21	W20 23 May 21	W21 30 May 21	W22 06 Jun 21	W23 13 Jun 21	W24 20 Jun 21	W25 27 Jun 21	W26 04 Jul 21	W27 11 Jul 21
Afghanistan	3768	3972	2120	92	86	64	77	83	90	78	70	83	64	49	5
Bahrain	17	15	3	0	0	0	0	0	0	0	0	0	1	0	0
Djibouti	5	5	4	0	0	0	0	0	0	0	0	0	0	0	0
Egypt	1343	1009	648	27	9	11	16	27	33	26	33	34	26	13	4
Iran	1070	618	347	10	11	17	12	20	19	14	12	18	7	3	
Iraq	1157	476	377	5	7	6	10	8	15	23	19	18	8	15	
Jordan ****	113	32	7	0	0	0	0	0	0	2	1	1	0	0	0
Kuwait	48	36	22	1	0	0	0	0	2	4	1	1	1	1	0
Lebanon ****	87	49	20	1	0	1	3	0	1	1	2	2	0	1	1
Libya	107	95	43	2	0	1	1	2	2	1	4	1	1		
Morocco	247	87	34	3	1	1	0	1	1	4	0	1			
Oman	30	22	6	2	0	0	1	0	1	0	0	0	0	0	
Pakistan	15218	11972	5881	202	155	147	184	259	233	337	269	253	201	84	2
Palestine ****	62	16	4	0	0	1	0	0	0	0	0	0	0		
Qatar	9	9	2	0	1	0	0	0	0	0	0	0	0	0	
Saudi Arabia	236	200	87	3	2	1	2	3	3	6	2	6	6	3	0
Somalia	361	376	180	3	9	6	6	10	5	3	8	6	9	1	0
Sudan	608	733	291	5	9	1	4	14	16	11	10	9	14	4	
Syria ****	377	343	213	5	9	2	6	8	13	12	7	10	10	9	1
Tunisia	79	40	13	2	0	0	0	0	0	0	0	0	0	0	
U.A.E	50	19	7	0	0	0	1	0	0	0	0	0	0	0	
Yemen	779	825	395	9	9	10	7	14	20	26	15	14	13	6	1
Total EMR	25771	20949	10704	372	308	269	330	449	454	548	453	457	361	189	14

No data = No report received

Table 2: Confirmed polio cases by month of onset

Country	Total year 2019	Total year 2020	11/07		Confirmed polio cases by month of onset											
			2020	2021	August 2020	September 2020	October 2020	November 2020	December 2020	January 2021	February 2021	March 2021	April 2021	May 2021	June 2021	July 2021
Afghanistan	29	56	34	1	6	6	3	0	0	1	0	0	0	0		
Bahrain	0	0	0	0	0	0	0	0	0	0	0	0	0	0		
Djibouti	0	0	0	0	0	0	0	0	0	0	0	0	0	0	0	
Egypt	0	0	0	0	0	0	0	0	0	0	0	0	0	0		
Iran	0	0	0	0	0	0	0	0	0	0	0	0	0	0		
Iraq	0	0	0	0	0	0	0	0	0	0	0	0	0	0		
Jordan ****	0	0	0	0	0	0	0	0	0	0	0	0	0	0	0	
Kuwait	0	0	0	0	0	0	0	0	0	0	0	0	0	0		
Lebanon ****	0	0	0	0	0	0	0	0	0	0	0	0	0	0		
Libya	0	0	0	0	0	0	0	0	0	0	0	0	0	0		
Morocco	0	0	0	0	0	0	0	0	0	0	0	0	0	0		
Oman	0	0	0	0	0	0	0	0	0	0	0	0	0	0	0	
Pakistan	147	84	62	1	5	7	4	2	0	1	0	0	0	0		
Palestine ****	0	0	0	0	0	0	0	0	0	0	0	0	0	0		
Qatar	0	0	0	0	0	0	0	0	0	0	0	0	0	0	0	
Saudi Arabia	0	0	0	0	0	0	0	0	0	0	0	0	0	0		
Somalia	0	0	0	0	0	0	0	0	0	0	0	0	0	0		
Sudan	0	0	0	0	0	0	0	0	0	0	0	0	0	0		
Syria ****	0	0	0	0	0	0	0	0	0	0	0	0	0	0		
Tunisia	0	0	0	0	0	0	0	0	0	0	0	0	0	0	0	
U.A.E	0	0	0	0	0	0	0	0	0	0	0	0	0	0	0	
Yemen	0	0	0	0	0	0	0	0	0	0	0	0	0	0	0	
Total EMR	176	140	96	2	11	13	7	2	0	2	0	0	0	0	0	0

**** UNRWA cases are included with those of country of residence

AFP SURVEILLANCE

Week 27, ending 11 July 2021

12-Jul-21

Number 1188

Table 3: Investigation of AFP cases with paralysis onset in 2020 & 2021 up to Week (27/21) / Ending on : 11/07/2021)

COUNTRY	2020												2021												Latest line List Date		
	AFP									Specimen		Wild cases ****		AFP									Specimen			Wild cases ****	
	Total AFP cases onset 2020	Case classification					Non polio AFP rate **	AFP cases pending classification > 90 days from onset of paralysis	AFP cases pending classification and lab > 90 days from onset of paralysis	% with *** adequate specimens	Wild P1 Poliovirus	Wild P3 Poliovirus	Total AFP cases onset 2021	Case classification					Annualized Non polio AFP rate **	AFP cases pending classification > 90 days from onset of paralysis	AFP cases pending classification and lab > 90 days from onset of paralysis	% with *** adequate specimens	Wild P1 Poliovirus	Wild P3 Poliovirus			
		Total Confirmed Polio Cases *	Polio Compatible	Pending Classification	Discarded (non polio AFP)	VDPV *****								Total Confirmed Polio Cases *	Polio Compatible	Pending Classification	Discarded (non polio AFP)	VDPV *****									
Afghanistan	3972	56	3	0	3600	314	18.5	0	0	92.6	56	0	2120	1	1	229	1845	44	18.7	33	0	93.8	1	0	11/07/2021		
Bahrain	15	0	0	0	15	0	5.0	0	0	93.3	0	0	3	0	0	3	0	0	1.9	2	2	100.0	0	0	11/07/2021		
Djibouti	5	0	0	0	5	0	1.4	0	0	100.0	0	0	4	0	0	0	4	0	2.0	0	0	75.0	0	0	11/07/2021		
Egypt	1009	0	0	0	1009	0	2.6	0	0	94.6	0	0	648	0	0	115	532	1	3.1	5	3	88.4	0	0	08/07/2021		
Iran	618	0	0	0	618	0	3.0	0	0	98.5	0	0	347	0	0	21	326	0	3.2	0	0	96.3	0	0	10/07/2021		
Iraq	476	0	0	0	476	0	2.8	0	0	93.3	0	0	377	0	0	44	333	0	4.1	10	1	93.9	0	0	10/07/2021		
Jordan	32	0	0	0	32	0	0.8	0	0	96.9	0	0	7	0	0	3	4	0	0.3	0	0	100.0	0	0	11/07/2021		
Kuwait	36	0	0	0	36	0	4.1	0	0	91.7	0	0	22	0	0	5	17	0	4.8	0	0	86.4	0	0	11/07/2021		
Lebanon	49	0	0	0	49	0	3.1	0	0	89.8	0	0	20	0	0	13	7	0	2.4	1	0	80.0	0	0	09/07/2021		
Libya	95	0	0	0	94	1	3.6	0	0	100.0	0	0	43	0	0	9	34	0	3.2	0	0	100.0	0	0	03/07/2021		
Morocco	87	0	0	0	87	0	0.9	0	0	78.2	0	0	34	0	0	23	11	0	0.7	11	1	55.9	0	0	25/06/2020		
Oman	22	0	0	0	22	0	1.9	0	0	100.0	0	0	6	0	0	0	6	0	0.9	0	0	83.3	0	0	05/07/2021		
Pakistan	11972	84	29	0	11719	142	15.2	0	0	85.4	84	0	5881	1	3	673	5189	15	11.1	78	0	88.3	1	0	10/07/2021		
Palestine	16	0	0	0	16	0	0.9	0	0	100.0	0	0	4	0	0	4	0	0	0.4	3	0	100.0	0	0	27/06/2021		
Qatar	9	0	0	0	9	0	2.1	0	0	33.3	0	0	2	0	0	1	1	0	0.9	0	0	100.0	0	0	04/07/2021		
Saudi Arabia	200	0	0	0	200	0	2.4	0	0	96.0	0	0	87	0	0	33	54	0	2.0	0	0	90.8	0	0	11/07/2021		
Somalia	376	0	0	1	360	15	4.7	1	0	94.7	0	0	180	0	0	29	151	0	4.1	1	1	96.1	0	0	11/07/2021		
Sudan	733	0	0	0	675	58	3.8	0	0	92.9	0	0	291	0	0	28	263	0	2.8	2	0	93.8	0	0	08/07/2021		
Syria	343	0	0	0	343	0	4.3	0	0	91.0	0	0	213	0	0	39	174	0	5.3	0	0	92.5	0	0	10/07/2021		
Tunisia	40	0	0	0	40	0	1.4	0	0	52.5	0	0	13	0	0	3	10	0	0.9	1	1	69.2	0	0	09/07/2021		
U.A.E	19	0	0	0	19	0	1.5	0	0	100.0	0	0	7	0	0	3	4	0	0.9	3	0	100.0	0	0	04/07/2021		
Yemen	825	0	1	0	793	31	5.4	0	0	88.7	0	0	395	0	0	192	200	3	4.9	38	27	91.1	0	0	10/07/2021		
EMR	20949	140	33	1	20217	561	8.0	1	0	88.6	140	0	10704	2	4	1470	9165	63	7.1	188	36	90.3	2	0			
2019	25771	176	7	0	25559	29	10.2	0	0	89.5	176	0															

* Confirmed polio cases refer to wild isolation from AFP cases or from contacts of negative index AFP cases

** Non-polio AFP per 100,000 children <15 years

*** Adequate here refers to two stool specimens collected at least 24 hours apart, within 14 days of paralysis onset and specimens received in the lab in Good Condition

**** AFP cases co infected with P1 and P3 are counted separately as wild isolates

***** VDPV cases including all types (ambiguous, immune deficient & circulating)

World Health Organization – Regional Office for Eastern Mediterranean
AFP SURVEILLANCE
Week 27, ending 11 July 2021

12-Jul-21
Number 1188

COUNTRY	2020						2021					
	# OF CONTACTS	LAB RESULTS					# OF CONTACTS	LAB RESULTS				
		WILD	VDPV	SL	NPEV	PENDING		WILD	VDPV	SL	NPEV	PENDING
AFG	1252	14	79	52	270	0	667	0	16	53	94	42
BAH	1	0	0	0	0	0	0	0	0	0	0	0
DJI	2	0	0	0	0	0	1	0	0	0	0	0
EGY	330	0	0	12	32	0	334	0	1	32	20	37
IRN	46	0	0	0	0	0	91	0	0	11	1	3
IRQ	168	0	0	4	10	0	103	0	0	5	12	0
JOR	0	0	0	0	0	0	0	0	0	0	0	0
KUW	4	0	0	0	0	0	18	0	0	0	1	6
LEB	5	0	0	0	0	0	13	0	0	0	0	4
LIB	19	0	0	0	0	0	0	0	0	0	0	0
MOR	8	0	0	0	0	2	19	0	0	0	0	5
OMA	64	0	0	2	8	0	10	0	0	1	0	0
PAK	4652	21	19	379	787	0	2384	0	3	162	306	156
PAL	0	0	0	0	0	0	0	0	0	0	0	0
QAT	0	0	0	0	0	0	0	0	0	0	0	0
SAA	21	0	0	0	0	0	10	0	0	0	0	0
SOM	1110	0	10	23	150	7	511	0	0	1	47	79
SUD	363	0	18	3	31	5	70	0	0	1	4	23
SYR	280	0	0	11	15	0	46	0	0	3	6	8
TUN	7	0	0	0	0	0	1	0	0	0	0	0
UAE	0	0	0	0	0	0	0	0	0	0	0	0
YEM	230	0	0	7	41	0	131	0	0	2	9	56
EMR	8562	35	126	493	1344	14	4409	0	20	271	500	419

Table 4 (B): Most recent wild contacts in EMRO, 2020-2021

Year	Country	Data	
		Count of wild contacts	Date of Most Recent stool collection
2020	Afghanistan	14	26/Jul/20
	Pakistan	21	14/Dec/20
2020 Total		35	14/Dec/20

Table 4 (C): Number of distribution by district of -ve index AFP cases identified as wild positive by contact in EMR, 2020-2021

YEAR	COUNTRY	PROVINCE	DISTRICT	COUNT	First case	Last case
2020	AFG	KANDAHAR	NESH	1	23-May-20	23-May-20
			HILMAND	1	04-Jan-20	04-Jan-20
			NIMROZ	1	28-Feb-20	28-Feb-20
			FARAH	1	06-May-20	06-May-20
	PAK	BALOCHISTAN	KSAIFULLAH	1	01-Sep-20	01-Sep-20
			PUNJAB	1	24-Jul-20	24-Jul-20
			LAHORE	2	18-Jan-20	05-Jul-20
			DG KHAN	1	20-Jan-20	20-Jan-20
			KARAK	2	07-Feb-20	14-Jul-20
	SINDH	JACOBABAD	JACOBABAD	2	07-Feb-20	14-Jul-20
			JACOBABAD	2	07-Feb-20	14-Jul-20
2020 Total				11	04-Jan-20	01-Sep-20

AFP SURVEILLANCE

Week 27, ending 11 July 2021

12-Jul-21

Number 1188

Table 5: Laboratory investigation of AFP cases with paralysis onset in 2020 up to Week (27/2021) / Ending on : (11/07/2021)

Country	Polio laboratories ITD / Nucleotide Sequencing (Nucleotide Sequencing performed by EGY, PAK, TUN, CDC and RIVM laboratories)	AFP cases with specimens	Preliminary virus isolation results of AFP cases						Poliovirus intratypic differentiation results #									Indicators				Latest report Date				
			Referred for ITD		NPEV only	Negative	Pending		Type 1			Type 2			Type 3			Discordant pending sequence	NPEV by PCR	Non-EV	Pending ITD		% specimens positive for NPEV*	% AFP cases with culture results within 14 days	% AFP cases with ITD results within 7 days	% AFP cases with ITD results within 45 days of onset**
			L20B+	L20B+/NPEV			received < / = 14 days	received > 14 days ago	Wild	Sabin	VDPV	Wild	Sabin	VDPV	Wild	Sabin	VDPV									
Afghanistan	RRL Pakistan	2074	198	25	299	1407	126		1	79	1		71	39		72		4		2	13%	100%	99%	99%	11/07/2021	
Bahrain	NPL Oman / CDC	2				2															0%	100%		0%	04/07/2021	
Djibouti	NPL Kenya / CDC	4			1																100%			100%	11/07/2021	
Egypt***	RRL Egypt	614	60	3	51	454	41	5		2			58			1		1	2		7%	96%	100%	99%	08/07/2021	
Iran	NPL Iran / CDC	358	11		3	323	21			2			6			3					1%	100%	100%	98%	10/07/2021	
Iraq	RRL Egypt	374	6		26	319	23			1						11					8%	100%	45%	97%	11/07/2021	
Jordan	NPL Jordan / RRL EGYPT	7			1	6															14%	100%		100%	11/07/2021	
Kuwait	RRL Kuwait / RIVM	23				21	2														0%	100%		100%	11/07/2021	
Lebanon	NPL Jordan / RRL EGYPT	12			1	11															8%	100%			11/07/2021	
Libya	RRL Tunisia / RIVM	34				34															0%	100%		97%	18/06/2021	
Morocco	NPL Morocco / RRL Tunisia	29				29															1%	100%		97%	02/07/2021	
Oman	NPL Oman / CDC	6				6															0%	100%		100%	04/07/2021	
Pakistan	RRL Pakistan	5794	362	33	888	4096	392	26	1	133			168	13		135		3	4		13%	100%	100%	97%	11/07/2021	
Palestine & UNRWA		4				4															0%	25%		100%	27/06/2021	
Qatar	NPL Oman / CDC	2				2															0%	100%		100%	04/07/2021	
Saudi Arabia	NPL Saudi Arabia / CDC	80	2			63	9	6								1					0%	97%	100%	100%	04/07/2021	
Somalia	NPL Kenya / CDC	180			20	131	10	19													13%	5%		97%	11/07/2021	
Sudan	NPL Sudan / RRL Egypt	261			36	210		15					1								13%	100%	100%	100%	24/06/2021	
Syria	NPL Syria / RRL Egypt	198	4		11	164	8	11													5%	100%		0%	01/07/2021	
Tunisia	RRL Tunisia	12				12															0%	100%		100%	18/06/2021	
U.A.E	NPL Oman / CDC	7				7															0%	100%		43%	04/07/2021	
Yemen	NPL Kenya / CDC	207	8		45	154				1	3					4					18%	100%	100%	0%	10/07/2021	
Total EMR 2021		10282	651	61	1382	7455	632	82	2	218	4		304	52		227		1	7	2	6	12%	98%	99%	95%	
Total EMR 2020		20386	1681	93	3046	15555		4	129	352	32		509	468		462	2	3	18	11		14%	94%	97%	93%	

* Specimens from all sources including non-AFP cases, excluding environmental samples

** This indicator reflects surveillance and laboratory activities

Table 6: Environmental isolate by year and type

COUNTRY	LAB RESULTS	2016	2017	2018	2019	2020	2021
AFG	Wild	2	42	83	56	28	1
	Wild+cVDPV2					7	2
	aVDPV2					167	38
	cVDPV2					111	50
	Enteric	125	170	177	138	2	4
	Negative	6	9	5	3	3	41
	Pending	36	94	71	60	31	4
AFG Total		166	310	336	259	443	211
EGY	aVDPV1					1	
	aVDPV2					1	2
	aVDPV3					2	
	cVDPV2						10
	Enteric	354	322	321	397	288	47
	Negative	34	41	32	34	41	13
	Pending	79	159	187	269	212	37
EGY Total		528	522	540	700	545	318
IRN	Wild				3		1
	cVDPV2					3	
	Enteric		1	29	55	23	13
	Negative		1	3	3		2
	Pending		4	22	10	16	4
	SL1/3					1	5
	SL2						23
IRN Total			5	54	73	43	23
JOR	Enteric	1	13	27	24	9	6
	Negative		2			1	
	Pending					1	1
	SL1/3	1	16	9	12	14	12
JOR Total		2	31	36	36	25	19
KUW	Enteric			2	9	1	
	Negative				1	7	
	Pending					12	12
	SL1/3			1	4		
KUW Total			3	14	10	12	
LEB	Enteric	2	12	24	15	16	13
	Negative	2	1	1	3	2	4
	Pending						
	SL1/3	4	14	20	29	13	3
LEB Total		4	27	45	47	29	20
PAK	aVDPV1						1
	Wild	59	105	139	367	337	39
	Wild+cVDPV2	2			10	91	16
	Wild+aVDPV2	1	1		2	6	4
	aVDPV2	3	4		29	16	21
	cVDPV2	2			29	14	16
	Enteric	300	392	404	308	185	109
	Negative	6		3	4	6	4
	Pending						34
	SL1/3	77	106	127	90	49	27
	SL2	79	25		22	146	188
PAK Total		529	633	673	832	830	459
SOM	aVDPV2						1
	cVDPV2		2	18	5	26	
	cVDPV2+cVDPV3			1			
	cVDPV3			11			
	Enteric		16	25	22	12	17
	Negative		14	138	29	34	23
	Pending		2		6	6	8
	SL1/3		2	10		5	1
SL2						1	
SOM Total			36	213	63	31	54
SUD	cVDPV2					14	
	Enteric			15	51	32	15
	Negative				4	2	6
	SL1/3				5		1
	SL2						3
SUD Total				15	50	20	25
SYR	Enteric		4	72	111	192	70
	Negative			21	30	17	8
	Pending						8
	SL1/3			6	44	36	14
	SL2			3			
SYR Total			4	102	185	205	100
TOTAL		1248	1575	2017	2267	2245	1263

Table 7: Environmental Wild/VDPV isolate by site 2020-2021

YEAR	COUNTRY	LAB RESULTS	PROVINCE	Count	First date	Last date		
2020	AFG	Wild	HILMAND	10	1/Jan/20	24/Aug/20		
			HIRAT	4	26/Apr/20	23/Aug/20		
			KABUL	1	26/Sep/20	26/Sep/20		
			KANDAHAR	9	28/Jan/20	25/Jun/20		
			KHOST	1	25/Apr/20	25/Apr/20		
			KUNDUZ	1	27/Sep/20	27/Sep/20		
			NANGARHAR	2	26/Jan/20	6/Oct/20		
			HILMAND	1	6/Sep/20	6/Sep/20		
			KANDAHAR	4	25/Jun/20	6/Dec/20		
			NANGARHAR	2	8/Jan/20	25/Jul/20		
			HILMAND	34	27/May/20	27/Dec/20		
			HIRAT	3	26/Sep/20	26/Dec/20		
			KABUL	19	26/Apr/20	5/Nov/20		
			KANDAHAR	35	9/Jul/20	27/Dec/20		
			KHOST	6	24/Jun/20	23/Nov/20		
			KUNAR	5	6/Jun/20	7/Nov/20		
			KUNDUZ	2	23/Aug/20	24/Oct/20		
		LAGHMAN	4	24/Jul/20	6/Oct/20			
		NANGARHAR	58	7/Jan/20	23/Dec/20			
		PAKTYA	1	26/Jul/20	26/Jul/20			
		HILMAND	1	27/Sep/20	27/Sep/20			
		KABUL	1	26/Dec/20	26/Dec/20			
		AFG Total			204	1/Jan/20	27/Dec/20	
		EGY	aVDPV2	GIZA	1	21/Sep/20	21/Sep/20	
		EGY Total			1	21/Sep/20	21/Sep/20	
		IRN	cVDPV2	S & B	3	3/Oct/20	25/Dec/20	
		IRN Total			3	3/Oct/20	25/Dec/20	
		PAK	Wild	AJK	1	25/Feb/20	25/Feb/20	
				BALUCHISTAN	71	1/Jan/20	21/Sep/20	
				GBALTISTAN	1	12/May/20	12/May/20	
				ISLAMABAD	5	16/Jan/20	10/Nov/20	
				KPAKHTUNKHWA	23	28/Jan/20	18/Dec/20	
				PUNJAB	122	4/Jan/20	28/Dec/20	
				SINDH	114	3/Jan/20	8/Dec/20	
				BALUCHISTAN	27	1/Feb/20	21/Dec/20	
				KPAKHTUNKHWA	1	11/Mar/20	11/Mar/20	
				PUNJAB	14	4/Jan/20	12/Oct/20	
				SINDH	49	3/Jan/20	10/Dec/20	
				BALUCHISTAN	1	17/Dec/20	17/Dec/20	
				PUNJAB	5	16/Mar/20	21/Dec/20	
				BALUCHISTAN	15	2/Jun/20	28/Dec/20	
	KPAKHTUNKHWA			5	10/Jan/20	15/Oct/20		
	PUNJAB			3	16/Jan/20	18/Dec/20		
	SINDH			21	8/Jun/20	10/Dec/20		
	BALUCHISTAN		3	17/Sep/20	17/Nov/20			
	KPAKHTUNKHWA		6	10/Apr/20	2/Dec/20			
	PUNJAB		5	4/May/20	30/Dec/20			
	SINDH		2	13/Oct/20	3/Nov/20			
	PAK Total				494	1/Jan/20	30/Dec/20	
	SOM		cVDPV2	BANADIR	23	5/Jan/20	24/Oct/20	
	BAY				2	19/Jun/20	20/Jun/20	
	LOWER JUBA				1	8/Sep/20	8/Sep/20	
	SOM Total				26	5/Jan/20	24/Oct/20	
	SUD		cVDPV2	KHARTOUM	14	29/Mar/20	9/Nov/20	
	SUD Total				14	29/Mar/20	9/Nov/20	
	2020 Total				742	1/Jan/20	30/Dec/20	
	2021		AFG	Wild+cVDPV2	HILMAND	1	23/Feb/21	23/Feb/21
					HILMAND	14	4/Jan/21	24/Mar/21
					HIRAT	1	23/Mar/21	23/Mar/21
					KABUL	1	6/Mar/21	6/Mar/21
					KANDAHAR	17	5/Jan/21	25/Apr/21
					KUNDUZ	1	23/Feb/21	23/Feb/21
					NANGARHAR	4	5/Jan/21	25/Apr/21
					KABUL	1	3/Feb/21	3/Feb/21
		KANDAHAR			1	7/Mar/21	7/Mar/21	
		KANDAHAR			1	7/Mar/21	7/Mar/21	
		AFG Total				41	4/Jan/21	25/Apr/21
		EGY		cVDPV2	ALEXANDRIA	2	10/Jan/21	25/Feb/21
					ASWAN	2	20/Jan/21	9/Feb/21
					BENI SUEF	1	27/Jan/21	27/Jan/21
					GIZA	1	31/Jan/21	31/Jan/21
					KAFR EL-SHEIKH	1	27/Jan/21	27/Jan/21
					QENA	3	23/Jan/21	8/Jun/21
			CAIRO		1	28/Apr/21	28/Apr/21	
GIZA			1		4/May/21	4/May/21		
EGY Total						12	10/Jan/21	8/Jun/21
IRN			cVDPV2		S & B	1	20/Feb/21	20/Feb/21
IRN Total						1	20/Feb/21	20/Feb/21
PAK			Wild		BALUCHISTAN	6	20/Jan/21	28/Feb/21
					ISLAMABAD	3	11/Jan/21	17/Mar/21
					KPAKHTUNKHWA	7	18/Jan/21	18/Jun/21
		PUNJAB		13	4/Jan/21	19/May/21		
		SINDH		10	4/Jan/21	19/May/21		
		BALUCHISTAN		11	2/Jan/21	12/Apr/21		
		KPAKHTUNKHWA		1	11/Jan/21	11/Jan/21		
		PUNJAB		2	11/Jan/21	18/Jan/21		
		SINDH		2	2/Mar/21	10/Mar/21		
		BALUCHISTAN		1	1/Jan/21	1/Jan/21		
		PUNJAB	1	8/Jan/21	8/Jan/21			
		SINDH	2	12/Jan/21	4/Feb/21			
		BALUCHISTAN	11	1/Jan/21	18/May/21			
		KPAKHTUNKHWA	2	16/Jan/21	2/Mar/21			
		SINDH	3	12/Jan/21	9/Feb/21			
		AJK	1	16/Mar/21	16/Mar/21			
		KPAKHTUNKHWA	5	1/Mar/21	14/Jun/21			
		PUNJAB	8	1/Mar/21	18/May/21			
		SINDH	7	12/Jan/21	2/Jun/21			
	PAK Total			96	1/Jan/21	18/Jun/21		
	SOM	cVDPV2	BANADIR	1	23/May/21	23/May/21		
	SOM Total			1	23/May/21	23/May/21		
	2021 Total			151	1/Jan/21	18/Jun/21		

Figure 1: Non Polio AFP Rate and Wild Virus in EMR 01/01/2021 - 11/07/2021

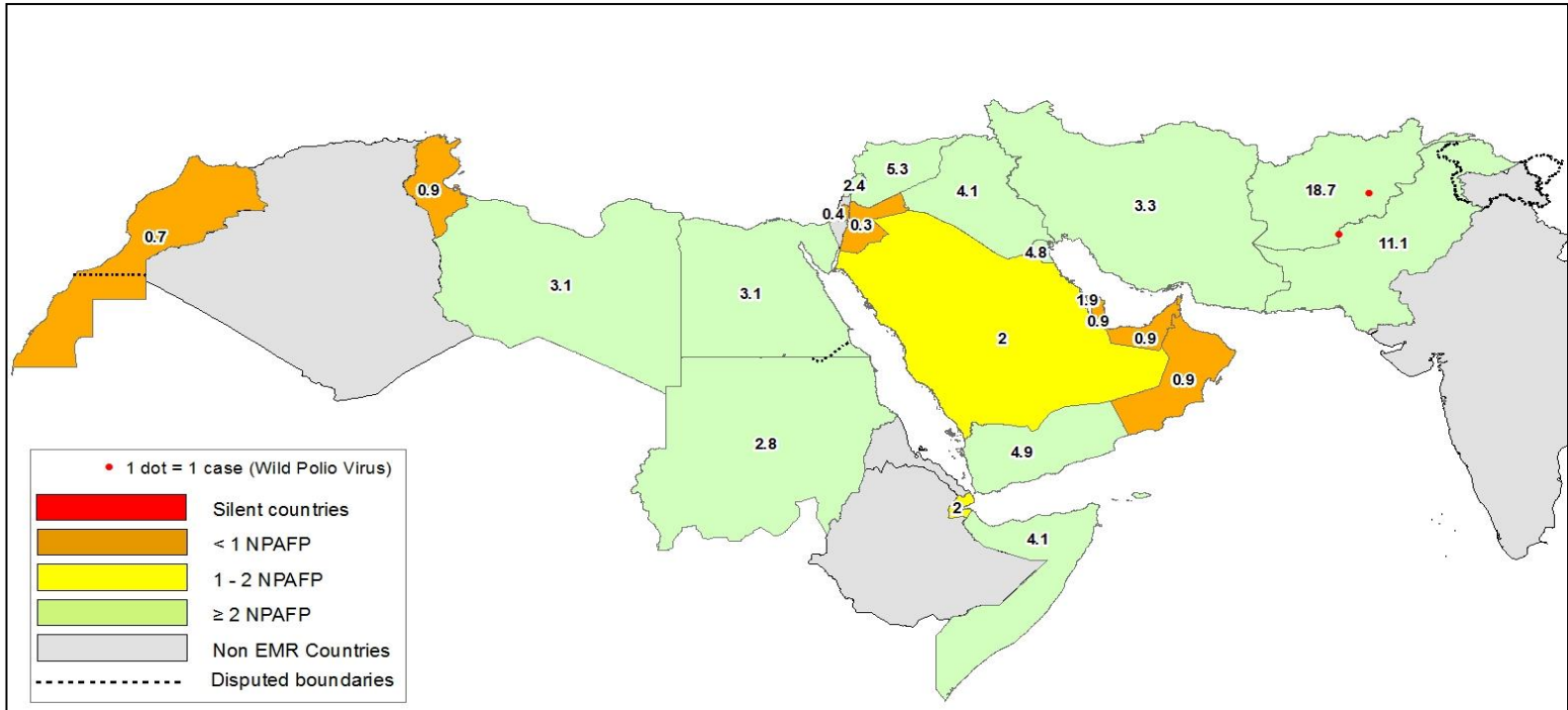


Figure 2: Percent of AFP cases with Adequate Samples & Compatible Cases in EMR 01/01/2021 - 11/07/2021

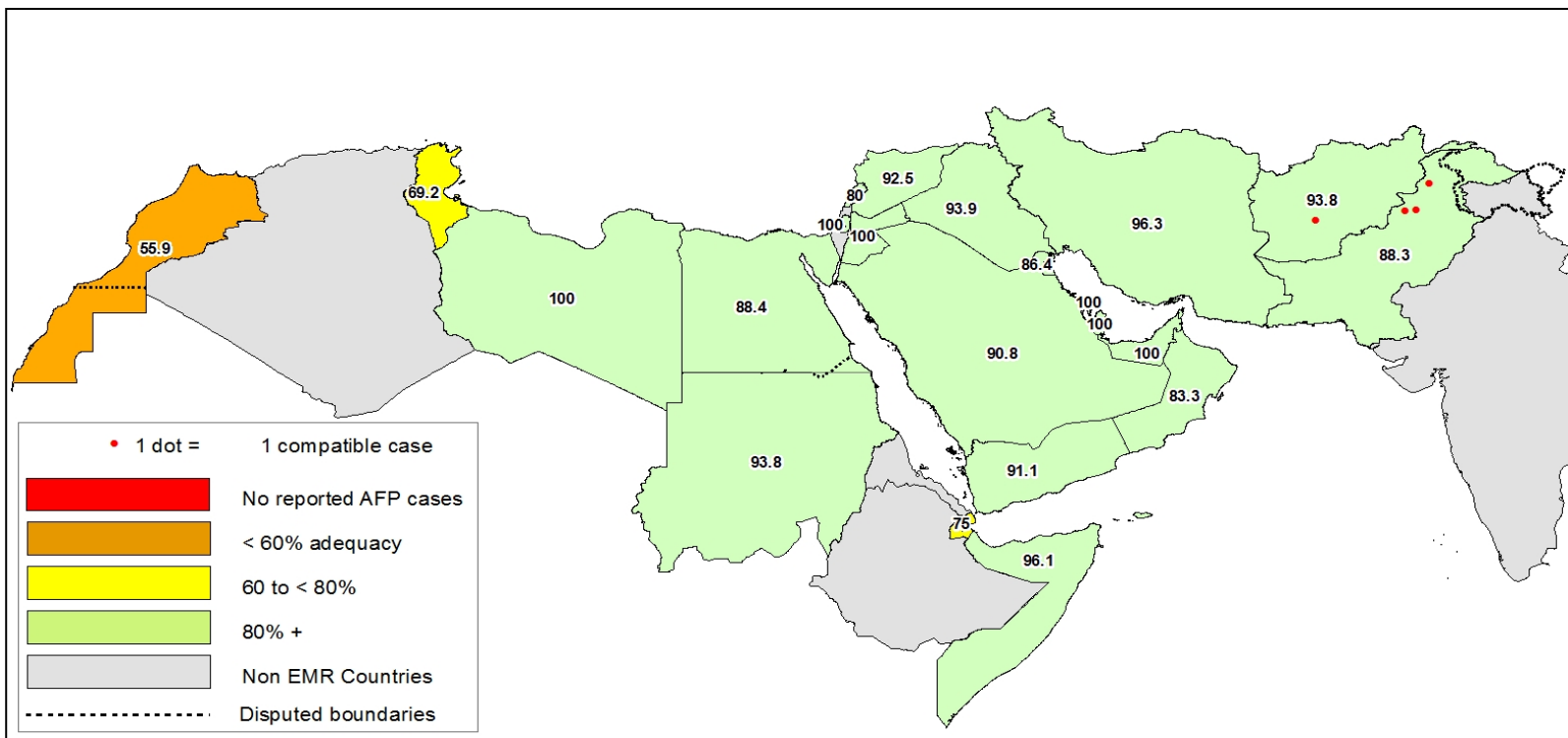


Table 8: Wild polio cases by country and date of onset of paralysis in EMR, 2020 - 2021

Year	COUNTRY	Count	First Case	Last Case
2020	AFG	56	4-Jan-20	19-Oct-20
	PAK	84	1-Jan-20	23-Nov-20
2020 Total		140	1-Jan-20	23-Nov-20
2021	AFG	1	1-Jan-21	1-Jan-21
	PAK	1	27-Jan-21	27-Jan-21
2021 Total		2	1-Jan-21	27-Jan-21

Figure 3: Non Polio AFP rate by Province in Afghanistan & by District in Pakistan 01/01/2021 - 11/07/2021

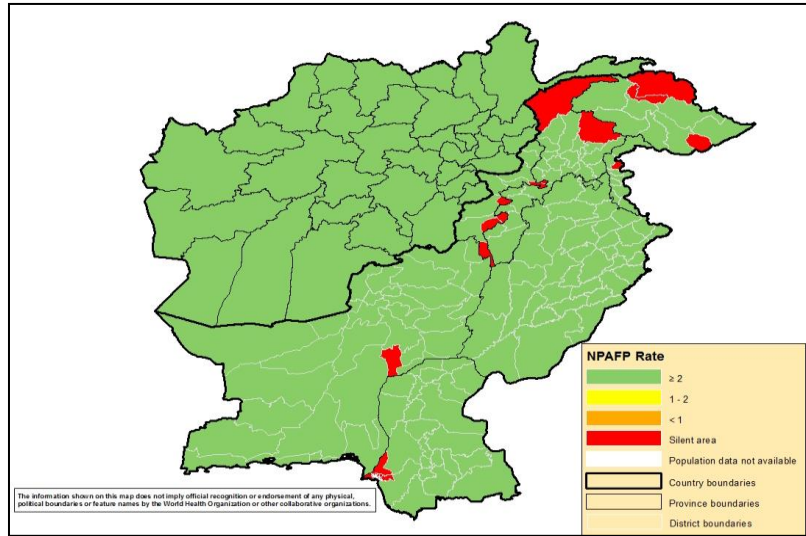


Figure 4: Percent of AFP cases with Adequate Samples in Afghanistan by Province & Pakistan by District 01/01/2021 - 11/07/2021

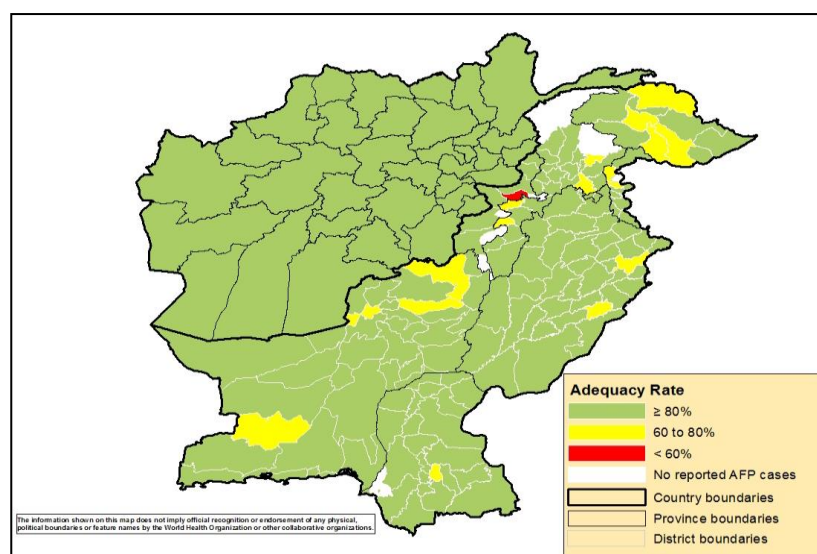
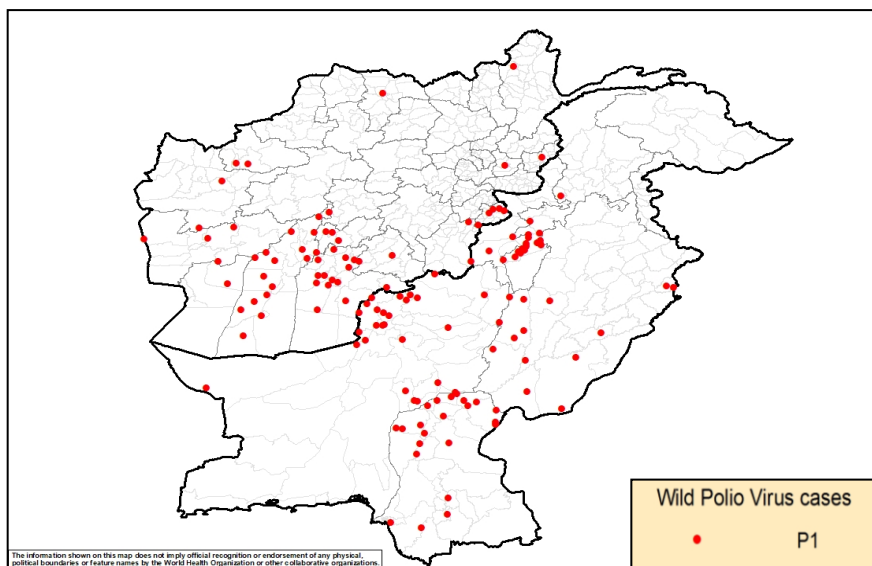
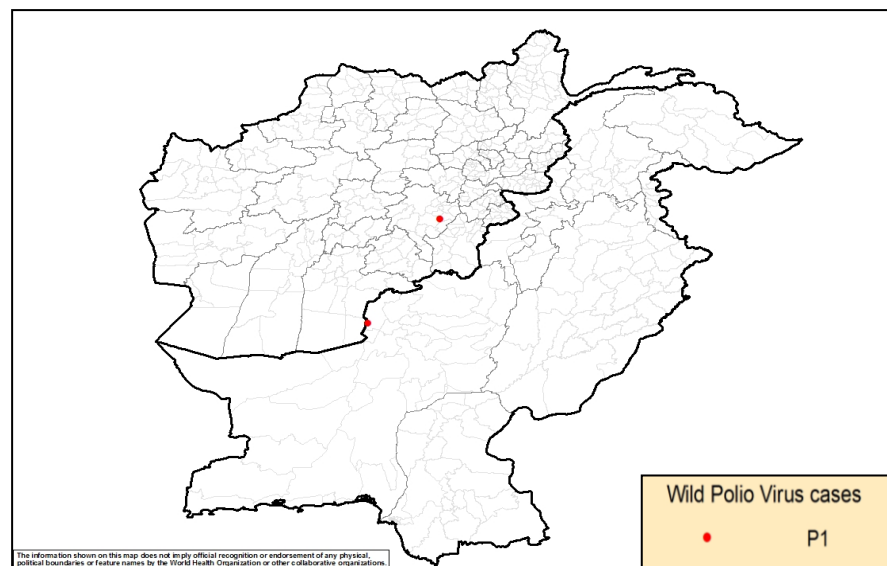


Figure 5: Wild Virus Cases by Type & District in Afghanistan & Pakistan

5(a) 01/01/2020 - 31/12/2020



5(b) 01/01/2021 - 11/07/2021



World Health Organization – Regional Office for Eastern Mediterranean

AFP SURVEILLANCE

Week 27, ending 11 July 2021

12-Jul-21

Number 1188

Table 9: Wild Polio cases by district and date of onset of paralysis, Afghanistan 2020-2021

ONSETYR	PROVINCE	DISTRICT	Count	First case	Last case
2020	BALKH	DEHDADI	1	15-Mar-20	15-Mar-20
	HIRAT	PASHTUNZARGHUN	1	29-Jun-20	29-Jun-20
		SHINDAND	1	21-Mar-20	21-Mar-20
	FARAH	BALABULUK	2	11-May-20	17-May-20
		ANARDARA	1	6-May-20	6-May-20
		BAKWA	1	4-Feb-20	4-Feb-20
	BADGHIS	QALA-E-NAW	1	5-Sep-20	5-Sep-20
		QADIS	1	13-May-20	13-May-20
	KUNAR	SHIGAL WA SHEL TAN	1	5-Mar-20	5-Mar-20
	LAGHMAN	MEHTARLAM	1	10-Feb-20	10-Feb-20
	PAKTIKA	NAKA	1	12-Aug-20	12-Aug-20
	KHOST	NADIRSHAHKOT	1	7-Sep-20	7-Sep-20
		BAK	2	3-Sep-20	7-Sep-20
		SABARI	1	8-Aug-20	8-Aug-20
		SPERA	1	1-Aug-20	1-Aug-20
	KANDAHAR	MARUF	1	14-Oct-20	14-Oct-20
		KANDAHAR	3	22-Jun-20	13-Sep-20
		ZHERAY	3	20-Jul-20	24-Aug-20
		SPINBOLDAK	1	25-Jul-20	25-Jul-20
		PANJWAYI	1	10-Jun-20	10-Jun-20
		SHAHWALIKOT	3	4-Mar-20	6-Jun-20
		NESH	1	23-May-20	23-May-20
		GHORAK	1	19-Mar-20	19-Mar-20
	ZABUL	QALAT	1	6-Aug-20	6-Aug-20
		ARGHANDAB	1	14-Jul-20	14-Jul-20
		MIZAN	1	21-Jan-20	21-Jan-20
	HILMAND	NAD-E-ALI	2	1-May-20	19-Oct-20
		WASHER	3	4-Jan-20	19-Oct-20
		BAGHRAN	2	16-Jul-20	4-Sep-20
		KAJAKI	2	10-Jun-20	27-Jul-20
		REG	4	25-May-20	3-Jun-20
		DEH-E-SHU	1	27-May-20	27-May-20
NAWZAD		1	11-May-20	11-May-20	
SANGIN		1	7-May-20	7-May-20	
URUZGAN	SHAHID-E-HASSAS	3	14-Jun-20	12-Jul-20	
	TIRINKOT	1	28-May-20	28-May-20	
NIMROZ	KHASHROD	1	28-Feb-20	28-Feb-20	
BADAKHSHAN	YAWAN	1	10-Mar-20	10-Mar-20	
2020 Total			56	4-Jan-20	19-Oct-20
2021	GAZNI	ANDAR	1	1-Jan-21	1-Jan-21
2021 Total			1	1-Jan-21	1-Jan-21

World Health Organization – Regional Office for Eastern Mediterranean

AFP SURVEILLANCE

Week 27, ending 11 July 2021

12-Jul-21

Number 1188

Table 10: Wild Polio cases by district and date of onset of paralysis, Pakistan 2020-2021

ONSETYR	PROVINCE	DISTRICT	Count	First case	Last case
2020	KHYBER PAKHTUNKHWA	PESHAWAR	1	13-Jul-20	13-Jul-20
		WAZIR-S	2	21-Feb-20	8-Jun-20
		BANNU	1	27-Apr-20	27-Apr-20
		TANK	4	11-Jan-20	15-Mar-20
		KARAK	2	20-Jan-20	13-Mar-20
		LAKKIMRWT	12	2-Jan-20	9-Mar-20
	BALOCHISTAN	KABDULAH	3	11-May-20	23-Nov-20
		QUETTA	5	17-Jul-20	5-Nov-20
		MASTUNG	1	15-Oct-20	15-Oct-20
		PISHIN	6	31-Jan-20	3-Oct-20
		KSAIFULAH	1	1-Sep-20	1-Sep-20
		CHAGHAI	1	4-Jun-20	4-Jun-20
		DUKKI	1	26-May-20	26-May-20
		JHALMAGSI	1	19-Apr-20	19-Apr-20
		ZHOB	2	22-Feb-20	13-Apr-20
		NSIRABAD	2	3-Jan-20	13-Apr-20
		SOHBATPUR	1	12-Feb-20	12-Feb-20
		JAFARABAD	1	12-Feb-20	12-Feb-20
		SIBI	1	7-Feb-20	7-Feb-20
		PUNJAB	LAYYAH	1	21-Oct-20
	MUZFARGARH		1	4-Oct-20	4-Oct-20
	VEHARI		1	16-Sep-20	16-Sep-20
	DGKHAN		5	18-Jan-20	14-Sep-20
	BAHAWALPUR		2	17-Aug-20	5-Sep-20
	RYKHAN		1	1-Sep-20	1-Sep-20
	LAHORE		2	12-Jun-20	24-Jul-20
	RAJANPUR		1	2-Jun-20	2-Jun-20
	SINDH	JACOBABAD	4	7-Feb-20	14-Jul-20
		GHOTKI	4	2-Mar-20	9-Jul-20
		KHILANDHI	1	9-Jun-20	9-Jun-20
		LARKANA	1	21-May-20	21-May-20
		KAMBAR	3	8-Jan-20	11-Apr-20
		KHAIRPUR	1	27-Mar-20	27-Mar-20
		NFEROZ	2	8-Feb-20	22-Feb-20
		SHIKARPUR	1	11-Feb-20	11-Feb-20
		KASHMORE	2	16-Jan-20	3-Feb-20
		SUJAWAL	1	7-Jan-20	7-Jan-20
		T.ALLAHYAR	1	7-Jan-20	7-Jan-20
		BADIN	1	1-Jan-20	1-Jan-20
	2020 Total			84	1-Jan-20
2021	BALOCHISTAN	KABDULAH	1	27-Jan-21	27-Jan-21
2021 Total			1	27-Jan-21	27-Jan-21

World Health Organization – Regional Office for Eastern Mediterranean

AFP SURVEILLANCE

12-Jul-21

Week 27, ending 11 July 2021

Number 1188

Table 11: Circulating VDPV2 cases and date of onset of paralysis in EMR countries by provinces 2020-2021

YEAR	COUNTRY	PROVINCE	Count	First Case	Last Case
2021	AFG	FARAH	5	1-Jan-21	16-Apr-21
		LOGAR	1	19-Feb-21	19-Feb-21
		KANDAHAR	1	16-Feb-21	16-Feb-21
		WARDAK	2	3-Mar-21	22-Apr-21
		HIRAT	5	20-Feb-21	11-Apr-21
		BADGHIS	7	12-Jan-21	9-Jun-21
		FARYAB	2	28-Jan-21	26-Mar-21
		HILMAND	2	5-Jan-21	11-Mar-21
		GHAZNI	8	8-Jan-21	12-May-21
	ZABUL	9	7-Jan-21	4-Apr-21	
	PAK	KHYBER PAKHTUNKHWA	1	14-Jan-21	14-Jan-21
		PUNJAB	1	7-Jan-21	7-Jan-21
		SINDH	2	5-Jan-21	7-Jan-21
BALOCHISTAN		4	2-Jan-21	23-Apr-21	
Total 2021			50	1-Jan-21	9-Jun-21
2020	SOM	LOWER JUBA	1	29-Aug-20	29-Aug-20
		AWDAL	1	1-Aug-20	1-Aug-20
		GALBEED	1	29-Sep-20	29-Sep-20
		HIRAN	1	18-Oct-20	18-Oct-20
		MIDDLE SHABELLE	1	17-Jul-20	17-Jul-20
		BAY	2	3-Sep-20	25-Oct-20
		BANADIR	7	18-Jun-20	30-Sep-20
	SUD	SOUTH DARFUR	3	7-Mar-20	18-Dec-20
		NORTH DARFUR	2	26-Nov-20	13-Dec-20
		EAST DARFUR	3	12-May-20	24-Jul-20
		KHARTOUM	4	15-Jul-20	16-Nov-20
		KASSALA	11	28-Jul-20	6-Nov-20
		GEZIRA	5	9-Jul-20	19-Sep-20
		RIVER NILE	5	29-Jun-20	27-Sep-20
		RED SEA	8	29-Apr-20	29-Nov-20
		WEST DARFUR	1	19-May-20	19-May-20
		BLUE NILE	4	7-Aug-20	26-Nov-20
		SOUTH KORDOFAN	2	20-Nov-20	25-Nov-20
		NORTH KORDOFAN	3	29-Aug-20	2-Dec-20
		SENNAR	1	16-Aug-20	16-Aug-20
		WHITE NILE	3	15-Jun-20	22-Aug-20
		GEDARIF	3	1-Apr-20	1-Aug-20
		AFG	FARAH	17	1-Jun-20
	BALKH		2	29-Oct-20	3-Nov-20
	BADGHIS		10	1-Nov-20	27-Dec-20
	FARYAB		1	18-Oct-20	18-Oct-20
	SAMANGAN		1	1-Nov-20	1-Nov-20
	HIRAT		2	10-Aug-20	15-Aug-20
	LOGAR		4	20-Aug-20	18-Nov-20
	KANDAHAR		75	4-Aug-20	30-Dec-20
	HILMAND		40	1-Aug-20	24-Dec-20
	JAWZIAN		3	4-Aug-20	21-Nov-20
	KABUL		7	6-Jul-20	12-Oct-20
	NURISTAN		2	21-Jun-20	13-Jul-20
	NIMROZ		3	6-Jul-20	8-Aug-20
	KHOST		17	5-Jul-20	19-Oct-20
	PAKTYA		5	18-Jun-20	25-Oct-20
	KUNDUZ		3	28-Aug-20	3-Oct-20
	PAKTIKA		5	25-Aug-20	7-Oct-20
	GHAZNI		7	29-Aug-20	26-Dec-20
	BADAKHSHAN		1	23-Apr-20	23-Apr-20
	LAGHMAN		14	20-May-20	23-Sep-20
	TAKHAR		1	20-Sep-20	20-Sep-20
	ZABUL		12	17-Sep-20	15-Nov-20
	GHOR		1	14-Nov-20	14-Nov-20
	URUZGAN		15	28-Aug-20	22-Dec-20
	PARWAN		1	4-Sep-20	4-Sep-20
	WARDAK		5	6-Sep-20	22-11-20
	KUNAR		9	6-Apr-20	29-Sep-20
	NANGARHAR		45	5-Feb-20	21-Sep-20
PAK	SINDH		45	2-May-20	28-Nov-20
	BALOCHISTAN		23	29-Feb-20	24-Dec-20
	PUNJAB		25	5-Feb-20	5-Nov-20
	KHYBER PAKHTUNKHWA		42	2-Jan-20	24-May-20
	Total 2020			515	2-Jan-20

VDPV2 isolates, EMR countries, 2021

