

Highlights of Polio Fax Bulletin No. 1182 for Week 21 2021

I. Salient features this week

1. Polio eradication teams at the Regional and Country levels continue to contribute to the COVID19 Response, particularly in areas of surveillance (field and laboratory), data analysis, communications and coordination.
2. No new wild poliovirus type-1 (WPV1) cases or new positive environmental samples reported this week.
3. No new circulating vaccine derived poliovirus type-1 (cVDPV1) cases reported this week.
4. Two new circulating vaccine derived poliovirus type-2 (cVDPV2) cases reported this week in 2021 one from Afghanistan and the other from Pakistan and no new cVDPV2 positive environmental samples reported.

II. Wild Poliovirus Type-1 (WPV1) Transmission

WPV1 transmission continues though restricted globally to only two countries in the EMR namely Pakistan and Afghanistan – the remaining polio endemic countries in the world.

As of week 21 of 2021, two WPV1 cases were reported [77 in the same period in 2020; Afghanistan – 23, Pakistan - 54].

- a. *Human samples*: No new WPV1 cases or positive environmental samples reported this week.

Afghanistan:

In 2021 to date, **1 WPV1** case has been reported so far from Southeast Region with onset of paralysis **1 January 2021**.

Pakistan:

In 2021 to date, **1 WPV1** case has been reported so far from Balochistan province with date of onset **27 January 2021**.

- b. *Environmental samples*: No new WPV1 positive environmental samples reported this week.

- **Afghanistan**: In 2021 to date, there is **1** WPV1 combined with cVDPV2 positive environmental sample reported with collection date on **23 February 2021**.
- **Pakistan**: In 2021, there are **55** WPV1 positive environmental samples (including 16 mixture of WPV1 and cVDPV2 and 4 mixture of WPV1 and aVDPV2) with most recent sample collected on **12 April 2021**.

III. Vaccine Derived Polioviruses (VDPVs): Two new cVDPV2 cases in 2021 reported one from Afghanistan and the other from Pakistan, and two new aVDPV2 positive environmental samples from Egypt in 2021 reported this week.

In 2021 to date, two cVDPV1 reported from Yemen and 47 cVDPV2 cases were reported (Afghanistan 39 and Pakistan 8).

1. **Outbreaks**: *Six countries have VDPVs outbreaks, five with cVDPV2 and one with cVDPV1.*

Afghanistan: One new cVDPV2 case reported this week and no new positive environmental samples were reported. The newly reported cVDPV2 case is from Zabul province, South Region, with date of onset 4 April 2021.

In 2021 to date, there are **39 cVDPV2** cases: 15 from West Region, 12 from South Region, seven from South East Region, three from Central Region and two from North Region. **The most recent case had onset on 22 April 2021.**

Environment: In 2021 to date, there are **39** cVDPV2 positive environmental samples including 1 mixture of WPV1 and cVDPV2 reported with **most recent sample collected on 25 April 2021**.

Pakistan: One new cVDPV2 case reported this week and no new positive environmental samples were reported.

The newly reported cVDPV2 case is from Kila Abdullah district, Balochistan province, with date of onset 23 April 2021.

In 2021, there are **eight** cVDPV2 cases reported four from Balochistan, two from Sindh and one each from Khyber Pakhtunkhwa (KP) and Punjab provinces with **most recent onset on 23 April 2021**.

Environment: In 2021 to date; there are **31** cVDPV2 positive samples including 16 mixture of WPV1 and cVDPV2 with **most recent sample collected on 12 April 2021**.

SOMALIA: No new cVDPV2 isolates from human or environmental samples reported this week.

No VDPV isolates from human or environmental sample in 2021 so far.

The most recent isolate was from a case having onset of paralysis on 25 October 2020.

SUDAN: No new cVDPV2 isolates from human or environmental samples reported this week.

No VDPV isolates from human or environmental sample in 2021 so far.

The most recent isolate was from a case having onset of paralysis on 18 December 2020.

Egypt: Two new aVDPV2 isolates from environmental samples were reported this week, one from Cairo province (Al Haggana 2 site) and the other from Giza province (Al Wasla site) with stool collection 28 April and 4 May 2021 respectively.

In 2021 to date, **nine** cVDPV2 positive environmental samples are reported. These include two each from Aswan, Qena and Alexandria provinces; and one each from Beni Suef, Kafr El Sheikh and Giza provinces. The samples are genetically related with each other and belong to CHA-NDG-1 emergence (importation from Sudan/Chad). **Date of the recent most cVDPV2 positive environmental sample is 25 February 2021. There is no child paralyzed due to cVDPV2.**

YEMEN: No new cVDPV1 cases reported this week.

In 2021 to date, **2** cVDPV1 cases were reported with most recent date of onset on 15 February 2021.

VDPV Events: There is one country having an Event due to VDPV2. Response per WHO's SOPs are ongoing.

Iran: In 2021 to date, **1** cVDPV2 positive environmental sample was collected from Zehedan district, Sistan & Balochistan province. The isolate is genetically related with earlier Pakistan virus. **Date of collection was on 20 February 2021. There is no child paralyzed due to cVDPV2.**

IV. Surveillance performance indicators

In 2021, 11 out of 22 member states (14 in the same period in 2020) are meeting the global target of both key surveillance indicators: non polio AFP rate of 2/100,000 children aged below 15 years and percent AFP cases with adequate specimen 80% and above.

- Morocco, Oman, and Tunisia are missing both indicators as their non-polio AFP rates are 0.7, 0.8 and 1.0 and the percentages of AFP cases with adequate stool specimens is 34.5%, 75.0% and 66.7% respectively.
- Bahrain, Jordan, Lebanon, Palestine, Qatar, Saudi Arabia, and United Arab Emirates have a non-polio AFP rate of 1.6, 0.2, 1.4, 0.4, 1.1, 1.6, and 1.2 respectively.
- Djibouti has AFP cases with adequate stool specimens is 75.0%.

World Health Organization – Regional Office for Eastern Mediterranean

AFP SURVEILLANCE

31-May-21

Week 21, ending 30 May 2021

Number 1182

Table 1: Acute Flaccid Paralysis (AFP) cases by week of onset

Country	Reported AFP cases by week of onset - Week (21/21) / Ending on : 30/05/2021														
	Total AFP 2019	Total AFP 2020	Total AFP to date, 2021	W10 14 Mar 21	W11 21 Mar 21	W12 28 Mar 21	W13 4 Apr 21	W14 11 Apr 21	W15 18 Apr 21	W16 25 Apr 21	W17 02 May 21	W18 09 May 21	W19 16 May 21	W20 23 May 21	W21 30 May 21
Afghanistan	3768	3972	1645	83	77	83	85	100	81	91	86	63	69	50	7
Bahrain	17	15	2	1	0	1	0	0	0	0	0	0	0	0	0
Djibouti	5	5	4	0	0	0	0	1	0	0	0	0	0	0	0
Egypt	1343	1009	467	49	46	21	27	18	14	27	9	11	16	15	
Iran	1070	618	237	5	8	8	10	12	12	9	10	12	4	1	0
Iraq	1157	476	274	13	6	16	14	18	9	5	7	6	8	5	1
Jordan ****	113	32	3	0	0	0	0	1	0	0					
Kuwait	48	36	12	0	1	0	0	1	2	1	0	0	0	0	
Lebanon ****	87	49	9	0	1	0	1	0	0	1	0	1			
Libya	107	95	32	3	3	4	4	3	2	2	0	1	0	1	
Morocco	247	87	29	4	3	3	2	0	2	3	1	1	0	1	1
Oman	30	22	4	0	0	0	0	0	1	2	0	0	0	0	
Pakistan	15218	11971	4207	206	212	246	237	210	182	192	140	131	136	77	1
Palestine ****	62	16	3	0	0	0	0	0	0	0	0	0	0	0	0
Qatar	9	9	2	1	0	0	0	0	0	1	0	0	0	0	0
Saudi Arabia	236	200	55	2	3	3	2	1	1	3	2	0	0	0	0
Somalia	361	376	139	6	7	5	3	4	5	3	8	5	5	6	0
Sudan	608	733	216	16	11	14	8	9	7	5	8	1	4	5	
Syria ****	377	343	146	12	7	16	8	8	10	5	9	1	6	5	
Tunisia	79	40	12	1	1	0	3	0	1	1	0	0	0	0	
U.A.E	50	19	7	0	0	0	0	1	1	0	0	0	1	0	
Yemen	779	825	280	29	15	19	9	9	10	9	7	8	4	2	
Total EMR	25771	20948	7785	431	401	439	413	396	340	359	288	241	253	168	10

No data = No report received

Table 2: Confirmed polio cases by month of onset

Country	Total year 2019	Total year 2020	30/05		Confirmed polio cases by month of onset											
			2020	2021	June 2020	July 2020	August 2020	September 2020	October 2020	November 2020	December 2020	January 2021	February 2021	March 2021	April 2021	May 2021
Afghanistan	29	56	23	1	10	7	6	6	3	0	0	1	0	0		
Bahrain	0	0	0	0	0	0	0	0	0	0	0	0	0	0	0	
Djibouti	0	0	0	0	0	0	0	0	0	0	0	0	0	0	0	
Egypt	0	0	0	0	0	0	0	0	0	0	0	0	0	0	0	
Iran	0	0	0	0	0	0	0	0	0	0	0	0	0	0	0	
Iraq	0	0	0	0	0	0	0	0	0	0	0	0	0	0	0	
Jordan ****	0	0	0	0	0	0	0	0	0	0	0	0	0	0	0	
Kuwait	0	0	0	0	0	0	0	0	0	0	0	0	0	0	0	
Lebanon ****	0	0	0	0	0	0	0	0	0	0	0	0	0	0	0	
Libya	0	0	0	0	0	0	0	0	0	0	0	0	0	0	0	
Morocco	0	0	0	0	0	0	0	0	0	0	0	0	0	0	0	
Oman	0	0	0	0	0	0	0	0	0	0	0	0	0	0	0	
Pakistan	147	84	54	1	6	6	5	7	4	2	0	1	0	0	0	
Palestine ****	0	0	0	0	0	0	0	0	0	0	0	0	0	0	0	
Qatar	0	0	0	0	0	0	0	0	0	0	0	0	0	0	0	
Saudi Arabia	0	0	0	0	0	0	0	0	0	0	0	0	0	0	0	
Somalia	0	0	0	0	0	0	0	0	0	0	0	0	0	0	0	
Sudan	0	0	0	0	0	0	0	0	0	0	0	0	0	0	0	
Syria ****	0	0	0	0	0	0	0	0	0	0	0	0	0	0	0	
Tunisia	0	0	0	0	0	0	0	0	0	0	0	0	0	0	0	
U.A.E	0	0	0	0	0	0	0	0	0	0	0	0	0	0	0	
Yemen	0	0	0	0	0	0	0	0	0	0	0	0	0	0	0	
Total EMR	176	140	77	2	16	13	11	13	7	2	0	2	0	0	0	0

**** UNRWA cases are included with those of country of residence

AFP SURVEILLANCE

Week 21, ending 30 May 2021

31-May-21

Number 1182

Table 3: Investigation of AFP cases with paralysis onset in 2020 & 2021 up to Week (21/21) / Ending on : 30/05/2021

COUNTRY	2020												2021												Latest line List Date				
	AFP										Specimen		Wild cases ****		AFP											Specimen		Wild cases ****	
	Total AFP cases onset 2020	Case classification					Non polio AFP rate **	AFP cases pending classification > 90 days from onset of paralysis	AFP cases pending classification and lab > 90 days from onset of paralysis	% with *** adequate specimens	Wild P1 Poliovirus	Wild P3 Poliovirus	Total AFP cases onset 2021	Case classification					Annualized Non polio AFP rate **	AFP cases pending classification > 90 days from onset of paralysis	AFP cases pending classification and lab > 90 days from onset of paralysis	% with *** adequate specimens	Wild P1 Poliovirus	Wild P3 Poliovirus					
		Total Confirmed Polio Cases *	Polio Compatible	Pending Classification	Discarded (non polio AFP)	VDPV *****								Total Confirmed Polio Cases *	Polio Compatible	Pending Classification	Discarded (non polio AFP)	VDPV *****											
Afghanistan	3972	56	3	0	3600	314	18.5	0	0	92.6	56	0	1645	1	0	245	1358	41	18.5	19	0	93.6	1	0	30/05/2021				
Bahrain	15	0	0	0	15	0	5.0	0	0	93.3	0	0	2	0	0	1	1	0	1.6	0	0	100.0	0	0	30/05/2021				
Djibouti	5	0	0	0	5	0	1.4	0	0	100.0	0	0	4	0	0	0	4	0	2.5	0	0	75.0	0	0	30/05/2021				
Egypt	1009	0	0	0	1009	0	2.6	0	0	94.6	0	0	467	0	0	122	345	0	2.9	6	0	88.2	0	0	27/05/2021				
Iran	618	0	0	0	618	0	3.0	0	0	98.5	0	0	237	0	0	5	232	0	2.8	0	0	94.5	0	0	30/05/2021				
Iraq	476	0	0	0	476	0	2.8	0	0	93.3	0	0	274	0	0	28	246	0	3.8	4	0	93.8	0	0	29/05/2021				
Jordan	32	0	0	0	32	0	0.8	0	0	96.9	0	0	3	0	0	1	2	0	0.2	0	0	100.0	0	0	29/04/2021				
Kuwait	36	0	0	0	36	0	4.1	0	0	91.7	0	0	12	0	0	0	12	0	3.3	0	0	83.3	0	0	23/05/2021				
Lebanon	49	0	0	0	49	0	3.1	0	0	89.8	0	0	9	0	0	4	5	0	1.4	0	0	88.9	0	0	12/05/2021				
Libya	95	0	0	0	94	1	3.6	0	0	100.0	0	0	32	0	0	4	28	0	3.0	0	0	100.0	0	0	22/05/2021				
Morocco	87	0	0	0	87	0	0.9	0	0	78.2	0	0	29	0	0	23	6	0	0.7	2	1	34.5	0	0	28/05/2020				
Oman	22	0	0	0	22	0	1.9	0	0	100.0	0	0	4	0	0	0	4	0	0.8	0	0	75.0	0	0	24/05/2021				
Pakistan	11971	84	27	8	11712	142	15.2	8	0	85.4	84	0	4207	1	2	639	3551	14	10.1	74	0	88.3	1	0	30/05/2021				
Palestine	16	0	0	0	16	0	0.9	0	0	100.0	0	0	3	0	0	3	0	0	0.4	3	0	100.0	0	0	30/05/2021				
Qatar	9	0	0	0	9	0	2.1	0	0	33.3	0	0	2	0	0	2	0	0	1.1	0	0	100.0	0	0	30/05/2021				
Saudi Arabia	200	0	0	0	200	0	2.4	0	0	96.0	0	0	55	0	0	18	37	0	1.6	2	0	94.5	0	0	30/05/2021				
Somalia	376	0	0	1	360	15	4.7	1	0	94.7	0	0	139	0	0	25	114	0	4.1	2	2	96.4	0	0	30/05/2021				
Sudan	733	0	0	0	675	58	3.8	0	0	92.9	0	0	216	0	0	38	178	0	2.7	4	0	94.9	0	0	27/05/2021				
Syria	343	0	0	0	343	0	4.3	0	0	91.0	0	0	146	0	0	26	120	0	4.6	0	0	91.8	0	0	29/05/2021				
Tunisia	40	0	0	0	40	0	1.4	0	0	55.0	0	0	12	0	0	9	3	0	1.0	2	1	66.7	0	0	28/05/2021				
U.A.E	19	0	0	0	19	0	1.5	0	0	100.0	0	0	7	0	0	6	1	0	1.2	1	0	100.0	0	0	25/05/2021				
Yemen	825	0	1	1	792	31	5.4	1	1	88.7	0	0	280	0	0	145	133	2	4.4	16	6	90.4	0	0	29/05/2021				
EMR	20948	140	31	10	20209	561	8.0	10	1	88.6	140	0	7785	2	2	1344	6380	57	6.6	135	10	90.1	2	0					
2019	25771	176	7	0	25559	29	10.2	0	0	89.5	176	0																	

* Confirmed polio cases refer to wild isolation from AFP cases or from contacts of negative index AFP cases

** Non-polio AFP per 100,000 children <15 years

*** Adequate here refers to two stool specimens collected at least 24 hours apart, within 14 days of paralysis onset and specimens received in the lab in Good Condition

**** AFP cases co infected with P1 and P3 are counted separately as wild isolates

***** VDPV cases including all types (ambiguous, immune deficient & circulating)

World Health Organization – Regional Office for Eastern Mediterranean
AFP SURVEILLANCE
Week 21, ending 30 May 2021

31-May-21
Number 1182

COUNTRY	2020						2021					
	# OF CONTACTS	LAB RESULTS					# OF CONTACTS	LAB RESULTS				
		WILD	VDPV	SL	NPEV	PENDING		WILD	VDPV	SL	NPEV	PENDING
AFG	1252	14	79	52	270	0	585	0	13	51	77	41
BAH	1	0	0	0	0	0	0	0	0	0	0	0
DJI	2	0	0	0	0	0	1	0	0	0	0	0
EGY	330	0	0	12	32	1	233	0	0	29	16	50
IRN	46	0	0	0	0	0	79	0	0	11	1	3
IRQ	168	0	0	4	10	0	77	0	0	3	7	3
JOR	0	0	0	0	0	0	0	0	0	0	0	0
KUW	0	0	0	0	0	0	0	0	0	0	0	0
LEB	5	0	0	0	0	0	13	0	0	0	0	4
LIB	19	0	0	0	0	0	0	0	0	0	0	0
MOR	8	0	0	0	0	4	17	0	0	0	0	17
OMA	64	0	0	2	8	1	5	0	0	1	0	4
PAK	4653	21	19	379	787	1	1770	0	3	130	202	151
PAL	0	0	0	0	0	0	0	0	0	0	0	0
QAT	0	0	0	0	0	0	0	0	0	0	0	0
SAA	18	0	0	0	0	6	8	0	0	0	0	8
SOM	1110	0	10	23	149	8	408	0	0	0	28	83
SUD	364	0	18	3	29	11	50	0	0	0	0	19
SYR	280	0	0	11	15	0	26	0	0	3	3	6
TUN	6	0	0	0	0	1	1	0	0	0	0	0
UAE	0	0	0	0	0	0	0	0	0	0	0	0
YEM	230	0	0	7	41	0	107	0	0	2	4	80
EMR	8556	35	126	493	1341	33	3380	0	16	230	338	469

Table 4 (B): Most recent wild contacts in EMRO, 2020-2021

Year	Country	Data	
		Count of wild contacts	Date of Most Recent stool collection
2020	Afghanistan	14	26/Jul/20
	Pakistan	21	14/Dec/20
2020 Total		35	14/Dec/20

Table 4 (C): Number of distribution by district of -ve index AFP cases identified as wild positive by contact in EMR, 2020-2021

YEAR	COUNTRY	PROVINCE	DISTRICT	COUNT	First case	Last case
2020	AFG	KANDAHAR	NESH	1	23-May-20	23-May-20
			HILMAND	1	04-Jan-20	04-Jan-20
			NIMROZ	1	28-Feb-20	28-Feb-20
			FARAH	1	06-May-20	06-May-20
	PAK	BALOCHISTAN	KSAIFULLAH	1	01-Sep-20	01-Sep-20
			PUNJAB	1	24-Jul-20	24-Jul-20
			LAHORE	2	18-Jan-20	05-Jul-20
			DG KHAN	1	20-Jan-20	20-Jan-20
			KARAK	2	07-Feb-20	14-Jul-20
	SINDH	JACOBABAD	JACOBABAD	2	07-Feb-20	14-Jul-20
			JACOBABAD	2	07-Feb-20	14-Jul-20
2020 Total				11	04-Jan-20	01-Sep-20

AFP SURVEILLANCE

Week 21, ending 30 May 2021

31-May-21

Number 1182

Table 5: Laboratory investigation of AFP cases with paralysis onset in 2020 up to Week (21/2021) / Ending on : (30/05/2021)

Country	Polio laboratories ITD / Nucleotide Sequencing (Nucleotide Sequencing performed by EGY, PAK, TUN, CDC and RIVM laboratories)	AFP cases with specimens	Preliminary virus isolation results of AFP cases						Poliovirus intratypic differentiation results #									Indicators				Latest report Date				
			Referred for ITD		NPEV only	Negative	Pending		Type 1			Type 2			Type 3			Discordant pending sequence	NPEV by PCR	Non-EV	Pending ITD		% specimens positive for NPEV*	% AFP cases with culture results within 14 days	% AFP cases with ITD results within 7 days	% AFP cases with ITD results within 45 days of onset**
			L20B+	L20B+/NPEV			received < / = 14 days	received > 14 days ago	Wild	Sabin	VDPV	Wild	Sabin	VDPV	Wild	Sabin	VDPV									
Afghanistan	RRL Pakistan	1617	167	18	195	1054	142		1	48	1		70	36		60		1		4	12%	100%	99%	98%	30/05/2021	
Bahrain	NPL Oman / CDC																								24/05/2021	
Djibouti	NPL Kenya / CDC	4			1																100%			100%	30/05/2021	
Egypt***	RRL Egypt	452	58	3	30	310	36	15		2			57			1		1	1		6%	94%	100%	99%	27/05/2021	
Iran	NPL Iran / CDC	265	9		3	234	19			1			6			2					1%	100%	100%	100%	29/05/2021	
Iraq	RRL Egypt	268	5		12	238	12	1		1											5%	100%	44%	98%	29/05/2021	
Jordan	NPL Jordan / RRL EGYPT	3			1	2															33%	100%		100%	30/05/2021	
Kuwait	RRL Kuwait / RIVM	12				12															0%	100%		100%	27/05/2021	
Lebanon	NPL Jordan / RRL EGYPT	8				6		2													0%	100%			30/05/2021	
Libya	RRL Tunisia / RIVM	28				28															0%	100%		96%	19/05/2021	
Morocco	NPL Morocco / RRL Tunisia	11				11															3%	100%		100%	21/05/2021	
Oman	NPL Oman / CDC	6				5	1														0%	100%		100%	24/05/2021	
Pakistan	RRL Pakistan	4155	257	24	550	2906	398	7	1	82			145	12		91		2	2		11%	100%	100%	97%	30/05/2021	
Palestine & UNRWA		3				3															0%	0%		100%	30/05/2021	
Qatar	NPL Oman / CDC	1				1															0%	100%		100%	24/05/2021	
Saudi Arabia	NPL Saudi Arabia / CDC	56				54	2														0%	98%		100%	27/05/2021	
Somalia	NPL Kenya / CDC	139			12	102	11	14													11%	5%		96%	30/05/2021	
Sudan	NPL Sudan / RRL Egypt	217			27	171	18	1													12%	100%			27/05/2021	
Syria	NPL Syria / RRL Egypt	136	4		3	118	4	7													2%	100%		0%	22/05/2021	
Tunisia	RRL Tunisia	12				12															0%	100%		100%	19/05/2021	
U.A.E	NPL Oman / CDC	4				4															0%	100%		50%	24/05/2021	
Yemen	NPL Kenya / CDC	132	6		20	106				1	1					3		1			13%	100%	100%	1%	29/05/2021	
Total EMR 2021		7529	506	45	854	5377	643	47	2	135	2		278	48		166		2	3	1	6	10%	98%	99%	96%	
Total EMR 2020		20389	1681	93	3046	15556		4	129	352	32		509	468		462	2	3	18	11		14%	94%	97%	93%	

* Specimens from all sources including non-AFP cases, excluding environmental samples

** This indicator reflects surveillance and laboratory activities

Table 6: Environmental isolate by year and type

COUNTRY	LAB RESULTS	2016	2017	2018	2019	2020	2021
AFG	Wild+cVDPV2	2	42	83	56	28	1
	aVDPV2					7	2
	cVDPV2					167	38
	Enteric	125	170	177	138	111	25
	Negative	6	9	5	3	3	2
	Pending						24
	SL1/3	36	94	71	60	31	4
	SL2	16	1		2	64	80
AFG Total		185	316	336	259	415	176
EGY	aVDPV1					1	
	aVDPV2					1	2
	aVDPV3					1	
	cVDPV2						9
	Enteric	354	322	321	397	288	45
	Negative	34	41	32	34	41	11
	Pending						41
	SL1/3	79	159	187	269	212	36
SL2	60					99	
VDPV3	1						
(blank)					1		
EGY Total		528	522	540	700	545	244
IRN	Wild						
	cVDPV2					3	1
	Enteric		1	29	55	23	9
	Negative		1	3	3		
	Pending						2
	SL1/3		4	22	10	16	3
	SL2						5
	IRN Total		5	55	71	41	20
JOR	Enteric	1	13	27	24	9	3
	Negative		2			1	
	Pending					1	2
	SL1/3	1	16	9	12	14	9
JOR Total		2	31	36	36	25	14
KUW	Enteric			2	9		
	SL1/3			1	4		
	(blank)				1		
KUW Total			3	14			
LEB	Enteric	2	12	24	15	16	8
	Negative	2	1	1	3	2	1
	Pending						4
	SL1/3		14	20	29	13	3
LEB Total		4	27	45	47	31	16
PAK	aVDPV1						
	Wild	59	105	139	367	337	35
	Wild+cVDPV2	2			10	9	16
	Wild+aVDPV2	1			2		4
	aVDPV2	3	4		29	16	17
	cVDPV2	2				44	35
	Enteric	300	392	404	308	135	55
	Negative	6		3	4	6	1
	Pending						72
	SL1/3	77	106	127	90	49	11
SL2	79	25		22	146	124	
PAK Total		529	633	673	812	630	351
SOM	aVDPV2						
	cVDPV2						26
	cVDPV2+cVDPV3						
	cVDPV3						
	Enteric		16	25	22	12	12
	Negative		14	138	29	34	23
	Pending						9
	SL1/3		2	8	6	6	3
SL2		2	10	5	5	1	
SOM Total			36	213	63	83	44
SUD	cVDPV2						
	Enteric			15	51	32	11
	Negative				4	2	5
	Pending						6
SL1/3				5		3	
SL2							
SUD Total				15	60	50	25
SYR	Enteric		4	72	113	152	47
	Negative			21	30	17	5
	Pending						8
	SL1/3			6	44	36	14
	SL2						
	SYR Total			4	102	185	205
TOTAL		1248	1575	2012	2267	2225	965

Table 7: Environmental Wild/VPV isolate by site 2020-2021

YEAR	COUNTRY	LAB RESULTS	PROVINCE	Count	First date	Last date					
2020	AFG	Wild	HILMAND	10	1/Jan/20	24/Aug/20					
			HIRAT	4	26/Apr/20	23/Aug/20					
			KABUL	1	26/Sep/20	26/Sep/20					
			KANDAHAR	9	28/Jun/20	25/Jun/20					
			KHOST	1	25/Apr/20	25/Apr/20					
			KUNDUZ	1	27/Sep/20	27/Sep/20					
			NANGARHAR	2	26/Jan/20	6/Oct/20					
			HILMAND	1	6/Sep/20	6/Sep/20					
			KANDAHAR	4	25/Jun/20	6/Dec/20					
			NANGARHAR	2	8/Jan/20	25/Jul/20					
			HILMAND	34	27/May/20	27/Dec/20					
			HIRAT	3	26/Sep/20	26/Dec/20					
			KABUL	19	26/Apr/20	5/Nov/20					
			KANDAHAR	35	9/Jul/20	27/Dec/20					
			KHOST	6	24/Jun/20	23/Nov/20					
		KUNAR	5	6/Jun/20	7/Nov/20						
		KUNDUZ	2	23/Aug/20	24/Oct/20						
		LAGHMAN	4	24/Jul/20	6/Oct/20						
		NANGARHAR	58	7/Jan/20	23/Dec/20						
		PAKTYA	1	26/Jul/20	26/Jul/20						
		HILMAND	1	27/Sep/20	27/Sep/20						
		KABUL	1	26/Dec/20	26/Dec/20						
		AFG Total			204	1/Jan/20	27/Dec/20				
		EGY	EGY	aVDPV2	GIZA	1	21/Sep/20	21/Sep/20			
		EGY Total			1	21/Sep/20	21/Sep/20				
		IRN	IRN	cVDPV2	S & B	3	3/Oct/20	25/Dec/20			
		IRN Total			3	3/Oct/20	25/Dec/20				
		PAK	PAK	Wild	AJK	1	25/Feb/20	25/Feb/20			
					BALUCHISTAN	71	1/Jan/20	21/Sep/20			
GBALISTAN	1				12/May/20	12/May/20					
ISLAMABAD	5				16/Jan/20	10/Nov/20					
KPAKHTUNKHWA	23				28/Jan/20	18/Dec/20					
PUNJAB	122				4/Jan/20	28/Dec/20					
SINDH	114				3/Jan/20	8/Dec/20					
BALUCHISTAN	27				1/Feb/20	21/Dec/20					
KPAKHTUNKHWA	1				11/Mar/20	11/Mar/20					
PUNJAB	14				4/Jan/20	12/Oct/20					
SINDH	49				3/Jan/20	10/Dec/20					
BALUCHISTAN	1				17/Dec/20	17/Dec/20					
PUNJAB	5				16/Mar/20	21/Dec/20					
BALUCHISTAN	15				2/Jun/20	28/Dec/20					
KPAKHTUNKHWA	5				10/Jan/20	15/Oct/20					
PUNJAB	3			16/Jan/20	18/Dec/20						
SINDH	21			8/Jun/20	10/Dec/20						
BALUCHISTAN	3			17/Sep/20	17/Nov/20						
KPAKHTUNKHWA	6			10/Apr/20	2/Dec/20						
PUNJAB	5			4/May/20	30/Dec/20						
SINDH	2			13/Oct/20	3/Nov/20						
PAK Total					494	1/Jan/20	30/Dec/20				
SOM	SOM			cVDPV2	BANADIR	23	5/Jan/20	24/Oct/20			
					BAY	2	19/Jun/20	20/Jun/20			
					LOWER JUBA	1	8/Sep/20	8/Sep/20			
SOM Total					26	5/Jan/20	24/Oct/20				
SUD	SUD			cVDPV2	KHARTOUM	14	29/Mar/20	9/Nov/20			
SUD Total			14	29/Mar/20	9/Nov/20						
2020 Total			742	1/Jan/20	30/Dec/20						
2021	AFG	Wild+cVDPV2	HILMAND	1	23/Feb/21	23/Feb/21					
			HILMAND	14	4/Jan/21	24/Mar/21					
			HIRAT	1	23/Mar/21	23/Mar/21					
			KABUL	1	6/Mar/21	6/Mar/21					
			KANDAHAR	17	5/Jan/21	25/Apr/21					
			KUNDUZ	1	23/Feb/21	23/Feb/21					
			NANGARHAR	4	5/Jan/21	25/Apr/21					
			KABUL	1	3/Feb/21	3/Feb/21					
			KANDAHAR	1	7/Mar/21	7/Mar/21					
			AFG Total			41	4/Jan/21	25/Apr/21			
			EGY	EGY	cVDPV2	ALEXANDRIA	2	10/Jan/21	25/Feb/21		
						ASWAN	2	20/Jan/21	9/Feb/21		
						BENI SUEF	1	27/Jan/21	27/Jan/21		
						GIZA	1	31/Jan/21	31/Jan/21		
						KAFR EL-SHEIKH	1	27/Jan/21	27/Jan/21		
		QENA				2	23/Jan/21	23/Feb/21			
		CAIRO				1	28/Apr/21	28/Apr/21			
		GIZA				1	4/May/21	4/May/21			
		EGY Total						11	10/Jan/21	4/May/21	
		IRN				IRN	cVDPV2	S & B	1	20/Feb/21	20/Feb/21
		IRN Total						1	20/Feb/21	20/Feb/21	
		PAK	PAK	Wild	BALUCHISTAN	6	20/Jan/21	28/Feb/21			
					ISLAMABAD	3	11/Jan/21	17/Mar/21			
					KPAKHTUNKHWA	5	18/Jan/21	10/Mar/21			
					PUNJAB	12	4/Jan/21	5/Apr/21			
					SINDH	9	4/Jan/21	12/Apr/21			
					BALUCHISTAN	11	2/Jan/21	12/Apr/21			
					KPAKHTUNKHWA	1	11/Jan/21	11/Jan/21			
					PUNJAB	2	11/Jan/21	18/Jan/21			
					SINDH	2	2/Mar/21	10/Mar/21			
					BALUCHISTAN	1	1/Jan/21	1/Jan/21			
					PUNJAB	1	8/Jan/21	8/Jan/21			
					SINDH	2	12/Jan/21	4/Feb/21			
					BALUCHISTAN	10	1/Jan/21	2/Apr/21			
					KPAKHTUNKHWA	2	16/Jan/21	2/Mar/21			
					SINDH	3	12/Jan/21	9/Feb/21			
				AJK	1	16/Mar/21	16/Mar/21				
				KPAKHTUNKHWA	4	1/Mar/21	21/Apr/21				
				PUNJAB	7	1/Mar/21	19/Apr/21				
				SINDH	5	12/Jan/21	14/Apr/21				
				PAK Total			87	1/Jan/21	21/Apr/21		
				2021 Total			140	1/Jan/21	4/May/21		

Figure 1: Non Polio AFP Rate and Wild Virus in EMR 01/01/2021 - 30/05/2021

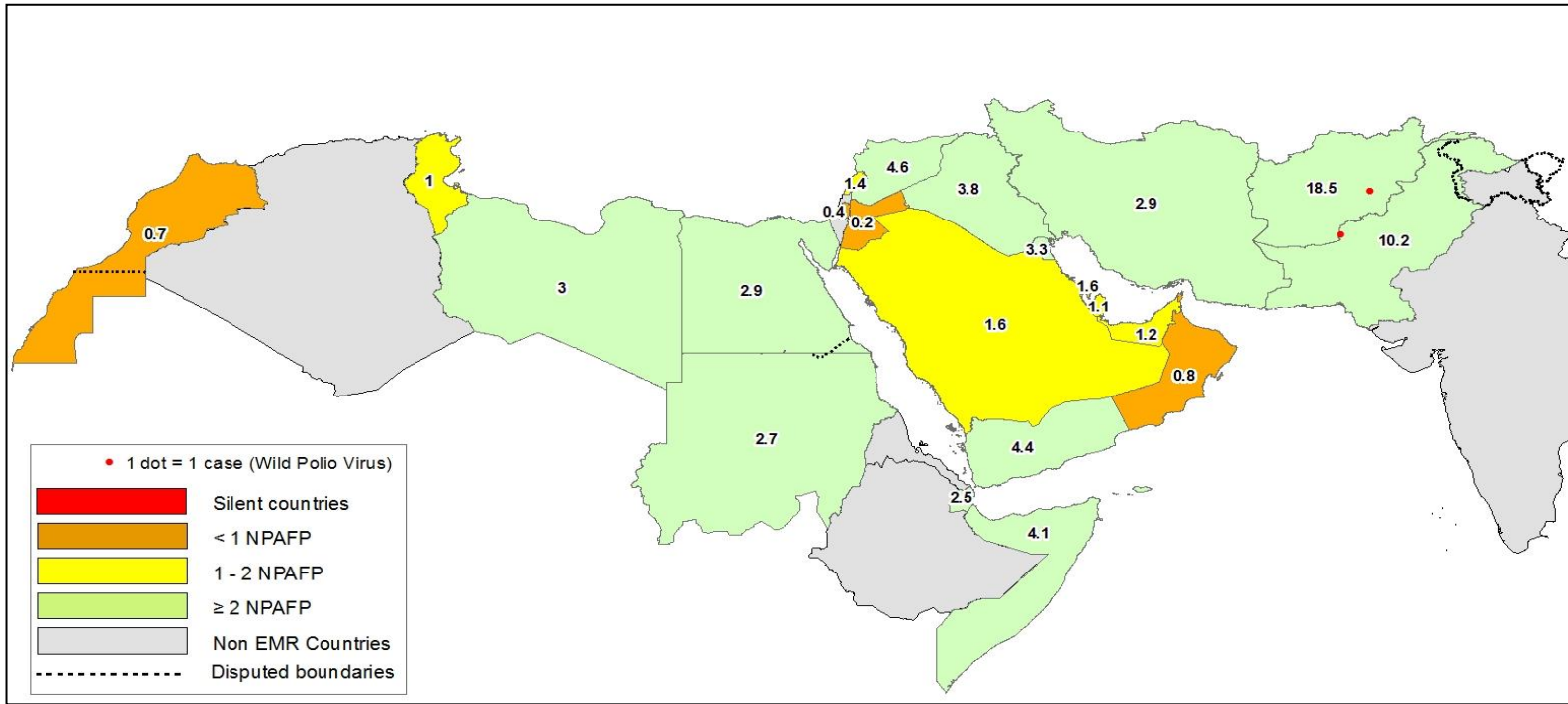


Figure 2: Percent of AFP cases with Adequate Samples & Compatible Cases in EMR 01/01/2021 - 30/05/2021

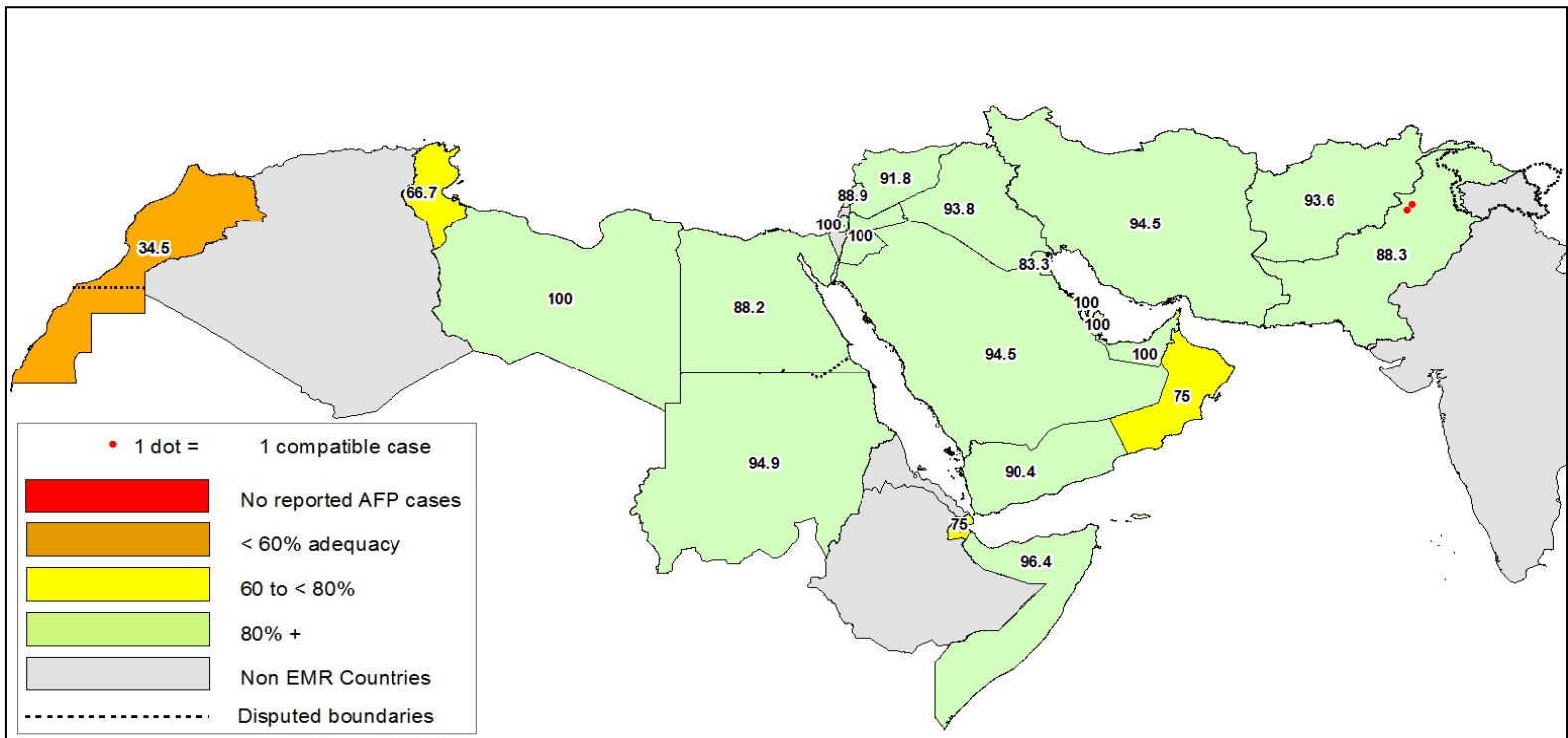


Table 8: Wild polio cases by country and date of onset of paralysis in EMR, 2020 - 2021

Year	COUNTRY	Count	First Case	Last Case
2020	AFG	56	4-Jan-20	19-Oct-20
	PAK	84	1-Jan-20	23-Nov-20
2020 Total		140	1-Jan-20	23-Nov-20
2021	AFG	1	1-Jan-21	1-Jan-21
	PAK	1	27-Jan-21	27-Jan-21
2021 Total		2	1-Jan-21	27-Jan-21

Figure 3: Non Polio AFP rate by Province in Afghanistan & by District in Pakistan 01/01/2021 - 30/05/2021

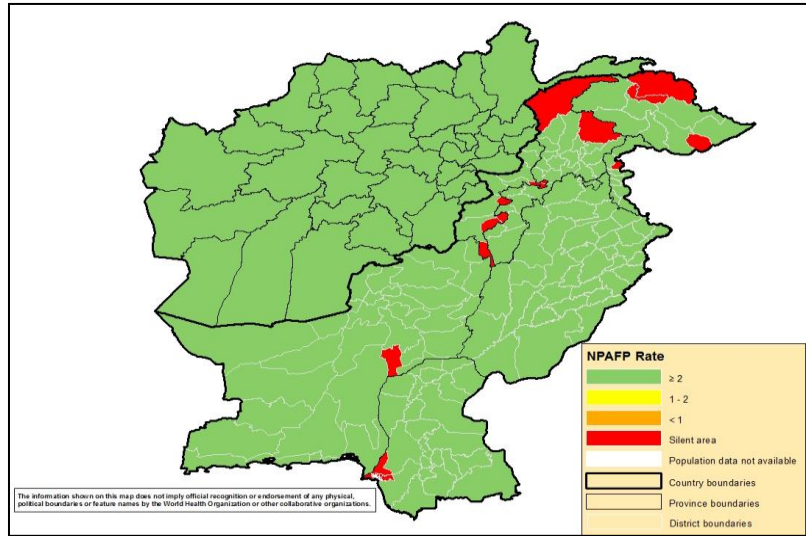


Figure 4: Percent of AFP cases with Adequate Samples in Afghanistan by Province & Pakistan by District 01/01/2021 - 30/05/2021

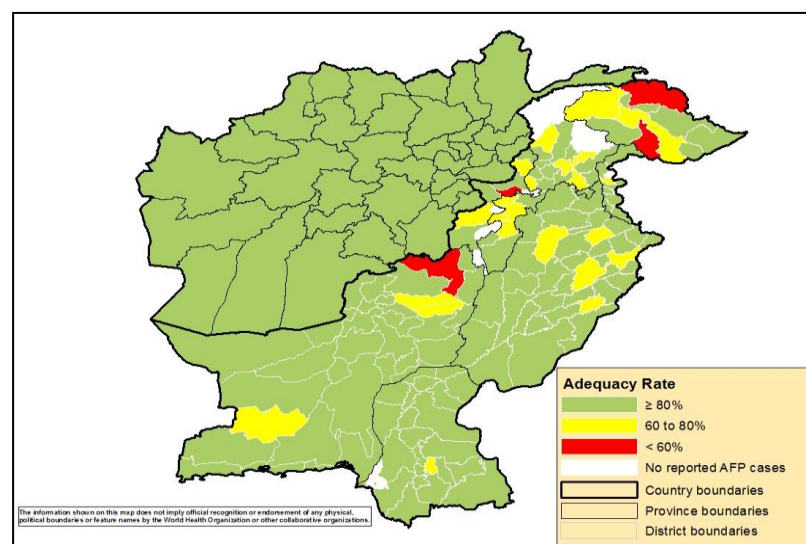
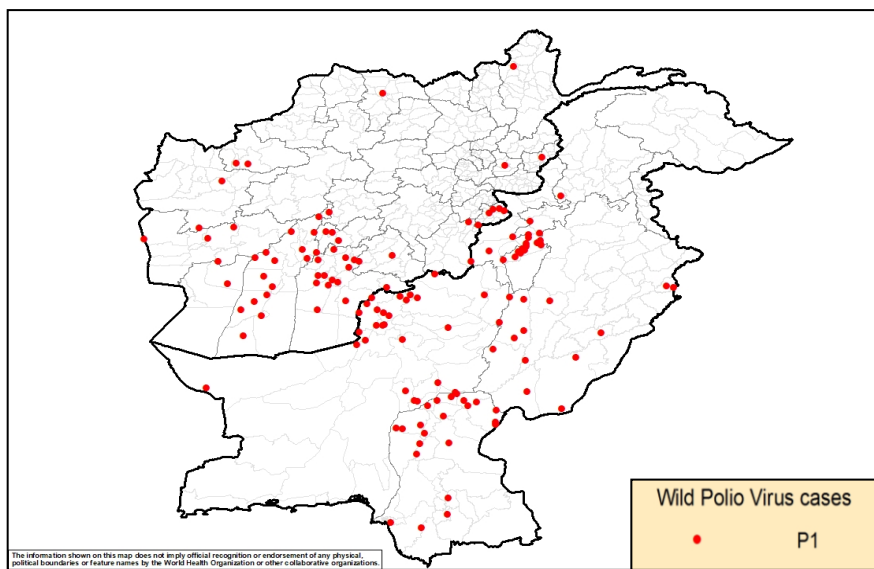
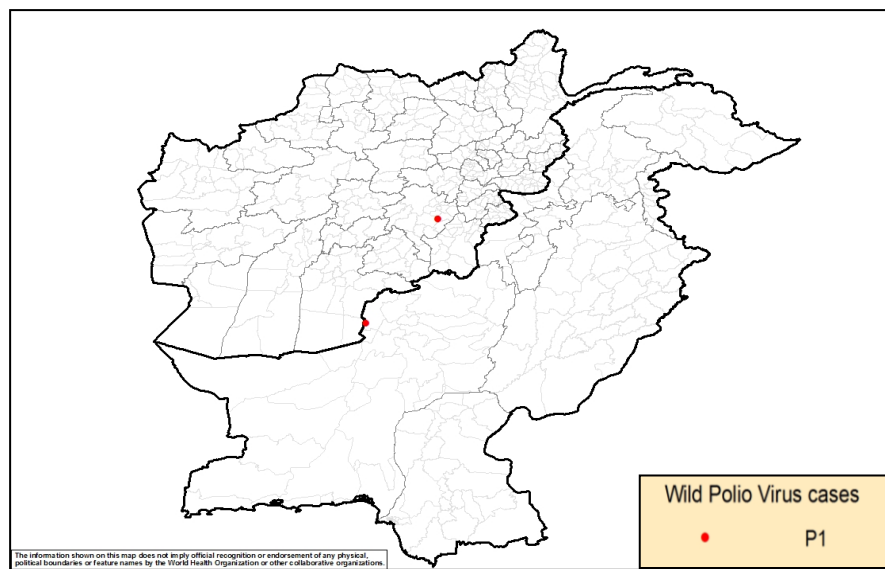


Figure 5: Wild Virus Cases by Type & District in Afghanistan & Pakistan

5(a) 01/01/2020 - 31/12/2020



5(b) 01/01/2021 - 30/05/2021



World Health Organization – Regional Office for Eastern Mediterranean

AFP SURVEILLANCE

Week 21, ending 30 May 2021

31-May-21

Number 1182

Table 9: Wild Polio cases by district and date of onset of paralysis, Afghanistan 2020-2021

ONSETYR	PROVINCE	DISTRICT	Count	First case	Last case
2020	BALKH	DEHDADI	1	15-Mar-20	15-Mar-20
	HIRAT	PASHTUNZARGHUN	1	29-Jun-20	29-Jun-20
		SHINDAND	1	21-Mar-20	21-Mar-20
	FARAH	BALABULUK	2	11-May-20	17-May-20
		ANARDARA	1	6-May-20	6-May-20
		BAKWA	1	4-Feb-20	4-Feb-20
	BADGHIS	QALA-E-NAW	1	5-Sep-20	5-Sep-20
		QADIS	1	13-May-20	13-May-20
	KUNAR	SHIGAL WA SHEL TAN	1	5-Mar-20	5-Mar-20
	LAGHMAN	MEHTARLAM	1	10-Feb-20	10-Feb-20
	PAKTIKA	NAKA	1	12-Aug-20	12-Aug-20
	KHOST	NADIRSHAHKOT	1	7-Sep-20	7-Sep-20
		BAK	2	3-Sep-20	7-Sep-20
		SABARI	1	8-Aug-20	8-Aug-20
		SPERA	1	1-Aug-20	1-Aug-20
	KANDAHAR	MARUF	1	14-Oct-20	14-Oct-20
		KANDAHAR	3	22-Jun-20	13-Sep-20
		ZHERAY	3	20-Jul-20	24-Aug-20
		SPINBOLDAK	1	25-Jul-20	25-Jul-20
		PANJWAYI	1	10-Jun-20	10-Jun-20
		SHAHWALIKOT	3	4-Mar-20	6-Jun-20
		NESH	1	23-May-20	23-May-20
		GHORAK	1	19-Mar-20	19-Mar-20
	ZABUL	QALAT	1	6-Aug-20	6-Aug-20
		ARGHANDAB	1	14-Jul-20	14-Jul-20
		MIZAN	1	21-Jan-20	21-Jan-20
	HILMAND	NAD-E-ALI	2	1-May-20	19-Oct-20
		WASHER	3	4-Jan-20	19-Oct-20
		BAGHRAN	2	16-Jul-20	4-Sep-20
		KAJAKI	2	10-Jun-20	27-Jul-20
		REG	4	25-May-20	3-Jun-20
		DEH-E-SHU	1	27-May-20	27-May-20
NAWZAD		1	11-May-20	11-May-20	
SANGIN		1	7-May-20	7-May-20	
URUZGAN	SHAHID-E-HASSAS	3	14-Jun-20	12-Jul-20	
	TIRINKOT	1	28-May-20	28-May-20	
NIMROZ	KHASHROD	1	28-Feb-20	28-Feb-20	
BADAKHSHAN	YAWAN	1	10-Mar-20	10-Mar-20	
2020 Total			56	4-Jan-20	19-Oct-20
2021	GAZNI	ANDAR	1	1-Jan-21	1-Jan-21
2021 Total			1	1-Jan-21	1-Jan-21

World Health Organization – Regional Office for Eastern Mediterranean

AFP SURVEILLANCE

Week 21, ending 30 May 2021

31-May-21

Number 1182

Table 10: Wild Polio cases by district and date of onset of paralysis, Pakistan 2020-2021

ONSETYR	PROVINCE	DISTRICT	Count	First case	Last case
2020	KHYBER PAKHTUNKHWA	PESHAWAR	1	13-Jul-20	13-Jul-20
		WAZIR-S	2	21-Feb-20	8-Jun-20
		BANNU	1	27-Apr-20	27-Apr-20
		TANK	4	11-Jan-20	15-Mar-20
		KARAK	2	20-Jan-20	13-Mar-20
		LAKKIMRWT	12	2-Jan-20	9-Mar-20
	BALOCHISTAN	KABDULAH	3	11-May-20	23-Nov-20
		QUETTA	5	17-Jul-20	5-Nov-20
		MASTUNG	1	15-Oct-20	15-Oct-20
		PISHIN	6	31-Jan-20	3-Oct-20
		KSAIFULAH	1	1-Sep-20	1-Sep-20
		CHAGHAI	1	4-Jun-20	4-Jun-20
		DUKKI	1	26-May-20	26-May-20
		JHALMAGSI	1	19-Apr-20	19-Apr-20
		ZHOB	2	22-Feb-20	13-Apr-20
		NSIRABAD	2	3-Jan-20	13-Apr-20
		SOHBATPUR	1	12-Feb-20	12-Feb-20
		JAFARABAD	1	12-Feb-20	12-Feb-20
		SIBI	1	7-Feb-20	7-Feb-20
		PUNJAB	LAYYAH	1	21-Oct-20
	MUZFARGARH		1	4-Oct-20	4-Oct-20
	VEHARI		1	16-Sep-20	16-Sep-20
	DGKHAN		5	18-Jan-20	14-Sep-20
	BAHAWALPUR		2	17-Aug-20	5-Sep-20
	RYKHAN		1	1-Sep-20	1-Sep-20
	LAHORE		2	12-Jun-20	24-Jul-20
	RAJANPUR		1	2-Jun-20	2-Jun-20
	SINDH	JACOBABAD	4	7-Feb-20	14-Jul-20
		GHOTKI	4	2-Mar-20	9-Jul-20
		KHILANDHI	1	9-Jun-20	9-Jun-20
		LARKANA	1	21-May-20	21-May-20
		KAMBAR	3	8-Jan-20	11-Apr-20
		KHAIRPUR	1	27-Mar-20	27-Mar-20
		NFEROZ	2	8-Feb-20	22-Feb-20
SHIKARPUR		1	11-Feb-20	11-Feb-20	
KASHMORE		2	16-Jan-20	3-Feb-20	
SUJAWAL		1	7-Jan-20	7-Jan-20	
T.ALLAHYAR		1	7-Jan-20	7-Jan-20	
BADIN		1	1-Jan-20	1-Jan-20	
2020 Total			84	1-Jan-20	23-Nov-20
2021	BALOCHISTAN	KABDULAH	1	27-Jan-21	27-Jan-21
2021 Total			1	27-Jan-21	27-Jan-21

World Health Organization – Regional Office for Eastern Mediterranean

AFP SURVEILLANCE

24-May-21

Week 20, ending 23 May 2021

Number 1181

Table 11: Circulating VDPV2 cases and date of onset of paralysis in EMR countries by provinces 2020-2021

YEAR	COUNTRY	PROVINCE	Count	First Case	Last Case
2021	AFG	FARAH	5	1-Jan-21	16-Apr-21
		LOGAR	1	19-Feb-21	19-Feb-21
		KANDAHAR	1	16-Feb-21	16-Feb-21
		WARDAK	2	3-Mar-21	22-Apr-21
		HIRAT	5	20-Feb-21	11-Apr-21
		BADGHIS	5	12-Jan-21	10-Mar-21
		FARYAB	2	28-Jan-21	26-Mar-21
		HILMAND	2	5-Jan-21	11-Mar-21
		GHAZNI	7	8-Jan-21	15-Mar-21
		ZABUL	9	7-Jan-21	4-Apr-21
PAK	KHYBER PAKHTUNKHWA	PUNJAB	1	14-Jan-21	14-Jan-21
		SINDH	2	7-Jan-21	7-Jan-21
		BALOCHISTAN	4	2-Jan-21	23-Apr-21
		Total 2021	47	1-Jan-21	23-Apr-21
2020	SOM	LOWER JUBA	1	29-Aug-20	29-Aug-20
		AWDAL	1	1-Aug-20	1-Aug-20
		GALBEED	1	29-Sep-20	29-Sep-20
		HIRAN	1	18-Oct-20	18-Oct-20
		MIDDLE SHABELLE	1	17-Jul-20	17-Jul-20
		BAY	2	3-Sep-20	25-Oct-20
		BANADIR	7	18-Jun-20	30-Sep-20
	SUD	SOUTH DARFUR	3	7-Mar-20	18-Dec-20
		NORTH DARFUR	2	26-Nov-20	13-Dec-20
		EAST DARFUR	3	12-May-20	24-Jul-20
		KHARTOUM	4	15-Jul-20	16-Nov-20
		KASSALA	11	28-Jul-20	6-Nov-20
		GEZIRA	5	9-Jul-20	19-Sep-20
		RIVER NILE	5	29-Jun-20	27-Sep-20
		RED SEA	8	29-Apr-20	29-Nov-20
		WEST DARFUR	1	19-May-20	19-May-20
		BLUE NILE	4	7-Aug-20	26-Nov-20
		SOUTH KORDOFAN	2	20-Nov-20	25-Nov-20
		NORTH KORDOFAN	3	29-Aug-20	2-Dec-20
	SENNAR	1	16-Aug-20	16-Aug-20	
	WHITE NILE	3	15-Jun-20	22-Aug-20	
	GEDARIF	3	1-Apr-20	1-Aug-20	
	AFG	FARAH	17	1-Jun-20	27-Dec-20
		BALKH	2	29-Oct-20	3-Nov-20
		BADGHIS	10	1-Nov-20	27-Dec-20
		FARYAB	1	18-Oct-20	18-Oct-20
		SAMANGAN	1	1-Nov-20	1-Nov-20
		HIRAT	2	10-Aug-20	15-Aug-20
		LOGAR	4	20-Aug-20	18-Nov-20
KANDAHAR		75	4-Aug-20	30-Dec-20	
HILMAND		40	1-Aug-20	24-Dec-20	
JAWZIAN		3	4-Aug-20	21-Nov-20	
KABUL		7	6-Jul-20	12-Oct-20	
NURISTAN		2	21-Jun-20	13-Jul-20	
NIMROZ		3	6-Jul-20	8-Aug-20	
KHOST		17	5-Jul-20	19-Oct-20	
PAKTYA		5	18-Jun-20	25-Oct-20	
KUNDUZ		3	28-Aug-20	3-Oct-20	
PAKTIKA		5	25-Aug-20	7-Oct-20	
GHAZNI		7	29-Aug-20	26-Dec-20	
BADAKHSHAN		1	23-Apr-20	23-Apr-20	
LAGHMAN		14	20-May-20	23-Sep-20	
TAKHAR		1	20-Sep-20	20-Sep-20	
ZABUL		12	17-Sep-20	15-Nov-20	
GHOR	1	14-Nov-20	14-Nov-20		
URUZGAN	15	28-Aug-20	22-Dec-20		
PARWAN	1	4-Sep-20	4-Sep-20		
WARDAK	5	6-Sep-20	22-11-20		
KUNAR	9	6-Apr-20	29-Sep-20		
NANGARHAR	45	5-Feb-20	21-Sep-20		
PAK	SINDH	SINDH	45	2-May-20	28-Nov-20
		BALOCHISTAN	23	29-Feb-20	24-Dec-20
		PUNJAB	25	5-Feb-20	5-Nov-20
		KHYBER PAKHTUNKHWA	42	2-Jan-20	24-May-20
Total 2020	515	2-Jan-20	30-Dec-20		

VDPV2 isolates, EMR countries, 2021

