

Highlights of Polio Fax Bulletin No. 1178 for Week 17 2021

I. Salient features this week

1. Polio eradication teams at the Regional and Country levels continue to contribute to the COVID19 Response, particularly in areas of surveillance (field and laboratory), data analysis, communications and coordination.
2. No new wild poliovirus type-1 (WPV1) cases reported this week, but two new positive environmental sample collected in 2021 from Pakistan was reported.
3. No new circulating vaccine derived poliovirus type-1 (cVDPV1) cases reported this week.
4. No new circulating vaccine derived poliovirus type-2 (cVDPV2) cases or positive environmental samples reported this week.

II. Wild Poliovirus Type-1 (WPV1) Transmission

WPV1 transmission continues though restricted globally to only two countries in the EMR namely Pakistan and Afghanistan – the remaining polio endemic countries in the world.

As of week 17 of 2021, two WPV1 cases were reported [61 in the same period in 2020; Afghanistan – 13, Pakistan - 48].

- a. *Human samples*: No new WPV1 cases reported this week, but two new positive environmental samples reported.

Afghanistan:

In 2021 to date, **1 WPV1** case has been reported so far from Southeast Region with onset of paralysis **1 January 2021**.

Pakistan:

In 2021 to date, **1 WPV1** case has been reported so far from Balochistan province with date of onset **27 January 2021**.

- b. *Environmental samples*: Two new WPV1 positive environmental samples from Pakistan reported this week.

- **Afghanistan**: In 2021 to date, there is **1** WPV1 combined with cVDPV2 positive environmental sample reported with collection date on **23 February 2021**.
- **Pakistan**: In 2021, there are **55** WPV1 positive environmental samples (including 15 mixture of WPV1 and cVDPV2 and 4 mixture of WPV1 and aVDPV2) with most recent sample collected on **12 April 2021**.

III. Vaccine Derived Polioviruses (VDPVs): No new VDPV cases or positive environmental samples reported this week.

In 2021 to date, one cVDPV1 reported from Yemen and 39 cVDPV2 cases were reported (Afghanistan 33 and Pakistan 6).

1. **Outbreaks**: *Six countries have VDPVs outbreaks, five with cVDPV2 and one with cVDPV1.*

Afghanistan: No new VDPV cases or positive environmental samples reported this week.

In 2021 to date, there are **33 cVDPV2** cases: 12 from West Region, 11 from South Region, seven from South East Region, two from Central Region and one from North Region. **The most recent case had onset on 18 March 2021.**

Environment: In 2021 to date, there are **37** cVDPV2 positive environmental samples including 1 mixture of WPV1 and cVDPV2 reported with **most recent sample collected on 24 March 2021**.

Pakistan: No new VDPV cases or positive environmental samples reported this week.

In 2021, there are **six** cVDPV2 cases reported two each from Sindh and Balochistan provinces and one each from Khyber Pakhtunkhwa (KP) and Punjab provinces with **most recent onset on 14 January 2021**.

Environment: In 2021 to date; there are **30** cVDPV2 positive samples including 15 mixture of WPV1 and cVDPV2 with **most recent sample collected on 29 March 2021**.

SOMALIA: No new cVDPV2 isolates from human or environmental samples reported this week.

No VDPV isolates from human or environmental sample in 2021 so far.

The most recent isolate was from a case having onset of paralysis on 25 October 2020.

SUDAN: No new cVDPV2 isolates from human or environmental samples reported this week.

No VDPV isolates from human or environmental sample in 2021 so far.

The most recent isolate was from a case having onset of paralysis on 18 December 2020.

Egypt: No new cVDPV2 isolates from human or environmental samples reported this week.

In 2021 to date, **nine** cVDPV2 positive environmental samples are reported. These include two each from Aswan, Qena and Alexandria provinces; and one each from Beni Suef, Kafr El Sheikh and Giza provinces. The samples are genetically related with each other and belong to CHA-NDG-1 emergence (importation from Sudan/Chad). **Date of the recent most cVDPV2 positive environmental sample is 25 February 2021. There is no child paralyzed due to cVDPV2.**

YEMEN: No new cVDPV1 cases reported this week.

In 2021 to date, **1** cVDPV1 case was reported with date of onset on 13 January 2021.

VDPV Events: There is one country having an Event due to VDPV2. Response per WHO's SOPs are ongoing.

Iran: In 2021 to date, **1** cVDPV2 positive environmental sample was collected from Zehedan district, Sistan & Balochistan province. The isolate is genetically related with earlier Pakistan virus. ***Date of collection was on 20 February 2021. There is no child paralyzed due to cVDPV2.***

IV. Surveillance performance indicators

In 2021, 11 out of 22 member states (15 in the same period in 2020) are meeting the global target of both key surveillance indicators: non polio AFP rate of 2/100,000 children aged below 15 years and percent AFP cases with adequate specimen 80% and above.

- Morocco and Tunisia are missing both indicators as their non-polio AFP rates are 0.5 and 0.9 and the percentages of AFP cases with adequate stool specimens is 35.3% and 70.0% respectively.
- Bahrain, Jordan, Lebanon, Oman, Palestine, Qatar, Saudi Arabia, and United Arab Emirates have a non-polio AFP rate of 1.9, 0.2, 1.5, 0.5, 0.5, 0.7, 1.7 and 0.8 respectively.
- Djibouti has AFP cases with adequate stool specimens is 75.0%.

World Health Organization – Regional Office for Eastern Mediterranean

AFP SURVEILLANCE

5-May-21

Week 17, ending 2 May 2021

Number 1178

Table 1: Acute Flaccid Paralysis (AFP) cases by week of onset

Country	Reported AFP cases by week of onset - Week (17/21) / Ending on : 02/05/2021														
	Total AFP 2019	Total AFP 2020	Total AFP to date, 2021	W06 14 Feb 21	W07 21 Feb 21	W08 28 Feb 21	W09 7 Mar 21	W10 14 Mar 21	W11 21 Mar 21	W12 28 Mar 21	W13 4 Apr 21	W14 11 Apr 21	W15 18 Apr 21	W16 25 Apr 21	W17 02 May 21
Afghanistan	3768	3972	1335	81	86	73	98	83	76	83	85	99	77	59	3
Bahrain	17	15	2	0	0	0	0	1	0	1	0	0	0	0	
Djibouti	5	5	4	0	0	1	0	0	0	0	0	1	0	0	0
Egypt	1343	1009	392	25	15	24	38	49	46	20	26	17	14	6	
Iran	1070	618	186	25	15	7	14	5	8	8	10	6	3	0	0
Iraq	1157	476	243	14	15	11	16	13	6	16	14	18	8	2	
Jordan ****	113	32	3	0	0	0	0	0	0	0	0	1	0	0	
Kuwait	48	36	10	0	0	0	0	0	1	0	0	0	2	0	
Lebanon ****	87	49	8	2	0	0	0	0	1	0	1	0	0	1	
Libya	107	95	28	1	3	0	0	3	3	4	4	3	2	0	
Morocco	247	87	17	2	2	0	1	3	3	1	2	0			
Oman	30	22	2	0	0	0	0	0	0	0	0	0	1	0	0
Pakistan	15218	11970	3535	246	251	243	238	206	210	243	230	192	151	74	1
Palestine ****	62	16	3	0	0	0	0	0	0	0	0	0	0		
Qatar	9	9	1	0	0	0	0	1	0	0	0	0			
Saudi Arabia	236	200	47	9	2	1	2	1	3	3	2	0	0	0	
Somalia	361	377	110	10	10	12	9	6	7	4	3	4	4	1	0
Sudan	608	733	189	9	11	17	10	16	10	13	8	9	5	0	
Syria ****	377	343	122	5	7	10	11	12	7	16	7	8	8	4	1
Tunisia	79	40	10	0	0	1	0	1	2	0	3	0	0	0	
U.A.E	50	19	4	0	0	0	2	0	0	0	0	0	0	0	
Yemen	779	825	246	15	17	19	14	28	15	19	9	9	7	0	
Total EMR	25771	20948	6497	444	434	419	453	428	398	431	404	367	282	147	5

No data = No report received

Table 2: Confirmed polio cases by month of onset

Country	Total year 2019	Total year 2020	02/05		Confirmed polio cases by month of onset											
			2020	2021	June 2020	July 2020	August 2020	September 2020	October 2020	November 2020	December 2020	January 2021	February 2021	March 2021	April 2021	May 2021
Afghanistan	29	56	13	1	10	7	6	6	3	0	0	1	0	0		
Bahrain	0	0	0	0	0	0	0	0	0	0	0	0	0			
Djibouti	0	0	0	0	0	0	0	0	0	0	0	0	0			
Egypt	0	0	0	0	0	0	0	0	0	0	0	0	0			
Iran	0	0	0	0	0	0	0	0	0	0	0	0	0			
Iraq	0	0	0	0	0	0	0	0	0	0	0	0	0			
Jordan ****	0	0	0	0	0	0	0	0	0	0	0	0	0	0		
Kuwait	0	0	0	0	0	0	0	0	0	0	0	0	0	0		
Lebanon ****	0	0	0	0	0	0	0	0	0	0	0	0	0			
Libya	0	0	0	0	0	0	0	0	0	0	0	0	0			
Morocco	0	0	0	0	0	0	0	0	0	0	0	0				
Oman	0	0	0	0	0	0	0	0	0	0	0	0	0	0	0	
Pakistan	147	84	48	1	6	6	5	7	4	2	0	1	0			
Palestine ****	0	0	0	0	0	0	0	0	0	0	0	0	0	0		
Qatar	0	0	0	0	0	0	0	0	0	0	0	0	0			
Saudi Arabia	0	0	0	0	0	0	0	0	0	0	0	0	0			
Somalia	0	0	0	0	0	0	0	0	0	0	0	0	0	0		
Sudan	0	0	0	0	0	0	0	0	0	0	0	0	0	0		
Syria ****	0	0	0	0	0	0	0	0	0	0	0	0	0	0		
Tunisia	0	0	0	0	0	0	0	0	0	0	0	0	0			
U.A.E	0	0	0	0	0	0	0	0	0	0	0	0	0	0		
Yemen	0	0	0	0	0	0	0	0	0	0	0	0	0	0		
Total EMR	176	140	61	2	16	13	11	13	7	2	0	2	0	0	0	0

**** UNRWA cases are included with those of country of residence

AFP SURVEILLANCE

Week 17, ending 2 May 2021

5-May-21

Number 1178

Table 3: Investigation of AFP cases with paralysis onset in 2020 & 2021 up to Week (17/21) / Ending on : 02/05/2021)

COUNTRY	2020												2021												Latest line List Date				
	AFP										Specimen		Wild cases ****		AFP											Specimen		Wild cases ****	
	Total AFP cases onset 2020	Case classification					Non polio AFP rate **	AFP cases pending classification > 90 days from onset of paralysis	AFP cases pending classification and lab > 90 days from onset of paralysis	% with *** adequate specimens	Wild P1 Poliovirus	Wild P3 Poliovirus	Total AFP cases onset 2021	Case classification					Annualized Non polio AFP rate **	AFP cases pending classification > 90 days from onset of paralysis	AFP cases pending classification and lab > 90 days from onset of paralysis	% with *** adequate specimens	Wild P1 Poliovirus	Wild P3 Poliovirus					
		Total Confirmed Polio Cases *	Polio Compatible	Pending Classification	Discarded (non polio AFP)	VDPV *****								Total Confirmed Polio Cases *	Polio Compatible	Pending Classification	Discarded (non polio AFP)	VDPV *****											
Afghanistan	3972	56	3	0	3600	314	18.5	0	0	92.6	56	0	1335	1	0	212	1087	35	18.5	10	0	93.2	1	0	02/05/2021				
Bahrain	15	0	0	0	15	0	5.0	0	0	93.3	0	0	2	0	0	2	0	0	1.9	0	0	100.0	0	0	25/04/2021				
Djibouti	5	0	0	0	5	0	1.4	0	0	100.0	0	0	4	0	0	4	0	0	3.1	2	2	75.0	0	0	02/05/2021				
Egypt	1009	0	0	0	1009	0	2.6	0	0	94.6	0	0	392	0	0	69	323	0	3.0	2	0	88.8	0	0	28/04/2021				
Iran	618	0	0	0	618	0	3.0	0	0	98.5	0	0	186	0	0	5	181	0	2.7	0	0	95.2	0	0	02/05/2021				
Iraq	476	0	0	0	476	0	2.8	0	0	93.3	0	0	243	0	0	26	217	0	4.2	2	0	94.7	0	0	01/05/2021				
Jordan	32	0	0	0	32	0	0.8	0	0	96.9	0	0	3	0	0	1	2	0	0.2	0	0	100.0	0	0	29/04/2021				
Kuwait	36	0	0	0	36	0	4.1	0	0	91.7	0	0	10	0	0	2	8	0	3.4	0	0	90.0	0	0	25/04/2021				
Lebanon	49	0	0	0	49	0	3.1	0	0	89.8	0	0	8	0	0	3	5	0	1.5	0	0	87.5	0	0	30/04/2021				
Libya	95	0	0	0	94	1	3.6	0	0	100.0	0	0	28	0	0	14	14	0	3.2	0	0	100.0	0	0	01/05/2021				
Morocco	87	0	0	1	86	0	0.9	1	0	78.2	0	0	17	0	0	14	3	0	0.5	1	0	35.3	0	0	16/04/2020				
Oman	22	0	0	0	22	0	1.9	0	0	100.0	0	0	2	0	0	0	2	0	0.5	0	0	100.0	0	0	02/05/2021				
Pakistan	11970	84	27	32	11687	142	15.2	32	0	85.4	84	0	3535	1	1	614	2907	12	10.5	74	0	88.4	1	0	02/05/2021				
Palestine	16	0	0	0	16	0	0.9	0	0	100.0	0	0	3	0	0	3	0	0	0.5	2	0	100.0	0	0	18/04/2021				
Qatar	9	0	0	0	9	0	2.1	0	0	33.3	0	0	1	0	0	1	0	0	0.7	0	0	100.0	0	0	11/04/2021				
Saudi Arabia	200	0	0	0	200	0	2.4	0	0	96.0	0	0	47	0	0	20	27	0	1.7	0	0	93.6	0	0	25/04/2021				
Somalia	377	0	0	1	361	15	4.7	1	0	94.4	0	0	110	0	0	12	98	0	4.0	1	1	96.4	0	0	02/05/2021				
Sudan	733	0	0	0	675	58	3.8	0	0	92.9	0	0	189	0	0	19	170	0	2.9	1	0	95.2	0	0	29/04/2021				
Syria	343	0	0	0	343	0	4.3	0	0	91.0	0	0	122	0	0	20	102	0	4.7	0	0	94.3	0	0	01/05/2021				
Tunisia	40	0	0	0	40	0	1.4	0	0	55.0	0	0	10	0	0	7	3	0	0.9	0	0	70.0	0	0	30/04/2021				
U.A.E	19	0	0	0	19	0	1.5	0	0	100.0	0	0	4	0	0	4	0	0	0.8	2	0	100.0	0	0	26/04/2021				
Yemen	825	0	1	16	777	31	5.4	16	2	88.7	0	0	246	0	0	203	42	1	4.8	31	21	91.1	0	0	25/04/2021				
EMR	20948	140	31	50	20169	561	8.0	50	2	88.6	140	0	6497	2	1	1255	5191	48	6.8	128	24	90.3	2	0					
2019	25771	176	7	0	25559	29	10.2	0	0	89.5	176	0																	

* Confirmed polio cases refer to wild isolation from AFP cases or from contacts of negative index AFP cases

** Non-polio AFP per 100,000 children <15 years

*** Adequate here refers to two stool specimens collected at least 24 hours apart, within 14 days of paralysis onset and specimens received in the lab in Good Condition

**** AFP cases co infected with P1 and P3 are counted separately as wild isolates

***** VDPV cases including all types (ambiguous, immune deficient & circulating)

World Health Organization – Regional Office for Eastern Mediterranean
AFP SURVEILLANCE
Week 17, ending 2 May 2021

5-May-21
Number 1178

COUNTRY	2020						2021					
	# OF CONTACTS	LAB RESULTS					# OF CONTACTS	LAB RESULTS				
		WILD	VDPV	SL	NPEV	PENDING		WILD	VDPV	SL	NPEV	PENDING
AFG	1252	14	79	52	270	0	523	0	11	45	73	38
BAH	1	0	0	0	0	0	0	0	0	0	0	0
DJI	2	0	0	0	0	0	1	0	0	0	0	1
EGY	330	0	0	12	32	1	189	0	0	25	15	24
IRN	46	0	0	0	0	0	62	0	0	11	0	3
IRQ	168	0	0	4	10	0	67	0	0	3	6	7
JOR	0	0	0	0	0	0	0	0	0	0	0	0
KUW	0	0	0	0	0	0	0	0	0	0	0	0
LEB	5	0	0	0	0	0	9	0	0	0	0	0
LIB	19	0	0	0	0	0	0	0	0	0	0	0
MOR	8	0	0	0	0	4	5	0	0	0	0	5
OMA	64	0	0	2	8	1	0	0	0	0	0	0
PAK	4654	21	19	379	788	1	1519	0	2	126	174	98
PAL	0	0	0	0	0	0	0	0	0	0	0	0
QAT	0	0	0	0	0	0	0	0	0	0	0	0
SAA	18	0	0	0	0	6	8	0	0	0	0	8
SOM	1109	0	10	23	149	7	329	0	0	0	24	48
SUD	364	0	18	3	29	11	35	0	0	0	0	19
SYR	280	0	0	11	15	0	22	0	0	2	0	14
TUN	6	0	0	0	0	1	1	0	0	0	0	0
UAE	0	0	0	0	0	0	0	0	0	0	0	0
YEM	230	0	0	6	41	0	104	0	0	2	4	77
EMR	8556	35	126	492	1342	32	2874	0	13	214	296	342

Table 4 (B): Most recent wild contacts in EMRO, 2020-2021

Year	Country	Data	
		Count of wild contacts	Date of Most Recent stool collection
2020	Afghanistan	14	26/Jul/20
	Pakistan	21	14/Dec/20
2020 Total		35	14/Dec/20

Table 4 (C): Number of distribution by district of -ve index AFP cases identified as wild positive by contact in EMR, 2020-2021

YEAR	COUNTRY	PROVINCE	DISTRICT	COUNT	First case	Last case
2020	AFG	KANDAHAR	NESH	1	23-May-20	23-May-20
			HILMAND	1	04-Jan-20	04-Jan-20
			NIMROZ	1	28-Feb-20	28-Feb-20
			FARAH	1	06-May-20	06-May-20
	PAK	BALOCHISTAN	KSAIFULLAH	1	01-Sep-20	01-Sep-20
			PUNJAB	1	24-Jul-20	24-Jul-20
			LAHORE	2	18-Jan-20	05-Jul-20
			DG KHAN	1	20-Jan-20	20-Jan-20
			KHYBER PAKHTUNKHWA (KP)	2	07-Feb-20	14-Jul-20
	SINDH	2	07-Feb-20	14-Jul-20		
	2020 Total				11	04-Jan-20

Table 5: Laboratory investigation of AFP cases with paralysis onset in 2020 up to Week (17/2021) / Ending on : (02/05/2021)

Country	Polio laboratories ITD / Nucleotide Sequencing (Nucleotide Sequencing performed by EGY, PAK, TUN, CDC and RIVM laboratories)	AFP cases with specimens	Preliminary virus isolation results of AFP cases						Poliovirus intratypic differentiation results #									Indicators				Latest report Date				
			Referred for ITD		NPEV only	Negative	Pending		Type 1			Type 2			Type 3			Discordant pending sequence	NPEV by PCR	Non-EV	Pending ITD		% specimens positive for NPEV*	% AFP cases with culture results within 14 days	% AFP cases with ITD results within 7 days	% AFP cases with ITD results within 45 days of onset**
			L20B+	L20B+/NPEV			received < / = 14 days	received > 14 days ago	Wild	Sabin	VDPV	Wild	Sabin	VDPV	Wild	Sabin	VDPV									
Afghanistan	RRL Pakistan	1311	145	18	165	833	101	2	1	43	1		61	31		53		1		5	12%	100%	99%	98%	02/05/2021	
Bahrain	NPL Oman / CDC																								28/04/2021	
Djibouti	NPL Kenya / CDC	4						4																	02/05/2021	
Egypt***	RRL Egypt	379	50	3	30	269	25	2		2			49			1		1	1		6%	100%	100%	99%	28/04/2021	
Iran	NPL Iran / CDC	207	8		3	181	15						6			2					1%	99%	100%	99%	01/05/2021	
Iraq	RRL Egypt	239	4		10	214	11									2			3		5%	100%	50%	98%	29/04/2021	
Jordan	NPL Jordan / RRL EGYPT	3			1	2															33%	100%		100%	02/05/2021	
Kuwait	RRL Kuwait / RIVM	12				8	4														0%	100%		100%	29/04/2021	
Lebanon	NPL Jordan / RRL EGYPT	6				6															0%	100%			02/05/2021	
Libya	RRL Tunisia / RIVM	22				14		8													0%	100%		93%	16/04/2021	
Morocco	NPL Morocco / RRL Tunisia	5				5															0%	100%		100%	30/04/2021	
Oman	NPL Oman / CDC	2				2															0%	100%		100%	28/04/2021	
Pakistan	RRL Pakistan	3501	242	24	466	2432	319	10	1	76			138	10		84		2	7		11%	100%	100%	97%	02/05/2021	
Palestine & UNRWA		3				3															0%	0%		100%	18/04/2021	
Qatar	NPL Oman / CDC	1				1															0%	100%		100%	28/04/2021	
Saudi Arabia	NPL Saudi Arabia / CDC	47				47															0%	98%		100%	25/04/2021	
Somalia	NPL Kenya / CDC	110			11	87	4	8													11%	5%		96%	02/05/2021	
Sudan	NPL Sudan / RRL Egypt	189			22	149	17	1													12%	100%			29/04/2021	
Syria	NPL Syria / RRL Egypt	120	3		1	104	12														0%	100%		0%	01/05/2021	
Tunisia	RRL Tunisia	7				6		1													0%	100%		100%	16/04/2021	
U.A.E	NPL Oman / CDC	4				4															0%	100%		50%	28/04/2021	
Yemen	NPL Kenya / CDC	132	6		18	84		24		1	1					3		1			15%	100%	100%	1%	25/04/2021	
Total EMR 2021		6304	458	45	727	4451	508	60	2	122	2		254	41		145		2	3	1	15	10%	98%	99%	96%	
Total EMR 2020		20390	1681	93	3046	15557		4	129	352	32		509	468		462	2	3	18	11		14%	94%	97%	93%	

* Specimens from all sources including non-AFP cases, excluding environmental samples

** This indicator reflects surveillance and laboratory activities

Table 6: Environmental isolate by year and type

COUNTRY	LAB RESULTS	2016	2017	2018	2019	2020	2021
AFG	Wild	2	42	83	56	28	1
	Wild+cVDPV2					7	2
	aVDPV2					167	36
	cVDPV2	125	170	177	138	111	21
	Enteric	6	9	5	3	3	16
	Negative	36	94	71	60	31	3
	Pending	16	1		2	64	67
SL1/3							
SL2							
AFG Total		185	316	336	259	413	146
EGY	aVDPV1					1	
	aVDPV2					1	
	aVDPV3						
	cVDPV2						9
	Enteric	354	322	321	397	288	45
	Negative	34	41	32	34	41	11
	Pending						21
SL1/3	79	159	187	269	212	36	
SL2	60					70	
VDPV2	1						
VDPV3							
EGY Total		528	522	540	700	545	192
IRN	Wild					3	
	cVDPV2					3	1
	Enteric		1	29	55	23	5
	Negative		1	3	3		
	Pending						2
	SL1/3		4	22	10	16	2
	SL2						5
IRN Total		6	58	71	71	41	15
JOR	Enteric	1	13	27	24	9	3
	Negative		2			1	
	Pending						1
	SL1/3						3
JOR Total		1	16	9	12	14	6
KUW	Enteric	2	31	36	36	25	12
	SL1/3						
	(blank)						
KUW Total							
LEB	Enteric	2	12	24	15	16	8
	Negative	2	1	1	1	2	1
	SL1/3		14	20	29	13	3
	SL2		4	27	47	31	12
LEB Total		4	27	45	47	31	12
PAK	aVDPV1						
	Wild	59	105	139	367	327	36
	Wild+cVDPV2	2			10	91	15
	Wild+aVDPV2	1	1		2	6	4
	aVDPV2	3	4		29	44	15
	cVDPV2	2				44	15
	Enteric	300	392	404	308	135	41
	Negative	6		3	4	6	1
	Pending						52
	SL1/3	77	106	127	90	49	7
	SL2	79	25	22	22	145	94
	PAK Total		529	633	623	832	830
SOM	aVDPV2						
	cVDPV2		2		5	26	
	cVDPV2+cVDPV3						
	cVDPV3			11			
	Enteric		16	25	22	12	9
	Negative		14	138	29	34	16
	Pending						7
SL1/3		2	8	6	6	3	
SL2		2	10		5	1	
(blank)						2	
SOM Total			36	213	63	63	38
SUD	cVDPV2						
	Enteric			15	51	32	2
	Negative				4	2	
	Pending						15
	SL1/3						
SL2							
SUD Total							
SYR	Enteric		4	72	60	50	20
	Negative			21	111	152	39
	Pending				30	17	6
	SL1/3			6	44	36	11
	SL2			3			
SYR Total			4	102	167	205	63
TOTAL		1248	1575	2017	2267	2225	777

Table 7: Environmental Wild/VDPV isolate by site 2020-2021

YEAR	COUNTRY	LAB RESULTS	PROVINCE	Count	First date	Last date
2020	AFG	Wild	HILMAND	10	1/Jan/20	24/Aug/20
			HIRAT	4	26/Apr/20	23/Aug/20
			KABUL	1	26/Sep/20	26/Sep/20
			KANDAHAR	9	28/Jan/20	25/Jun/20
			KHOST	1	25/Apr/20	25/Apr/20
			KUNDUZ	1	27/Sep/20	27/Sep/20
			NANGARHAR	2	26/Jan/20	6/Oct/20
			HILMAND	1	6/Sep/20	6/Sep/20
			KANDAHAR	4	25/Jun/20	6/Dec/20
			NANGARHAR	2	8/Jan/20	25/Jul/20
		Wild+cVDPV2	HILMAND	34	27/May/20	27/Dec/20
			HIRAT	3	26/Sep/20	26/Dec/20
			KABUL	19	26/Apr/20	5/Nov/20
			KANDAHAR	35	9/Jul/20	27/Dec/20
			KHOST	6	24/Jun/20	23/Nov/20
			KUNAR	5	6/Jun/20	7/Nov/20
			KUNDUZ	2	23/Aug/20	24/Oct/20
			LAGHMAN	4	24/Jul/20	6/Oct/20
			NANGARHAR	58	7/Jan/20	23/Dec/20
			PAKTYA	1	26/Jul/20	26/Jul/20
	aVDPV2	HILMAND	1	27/Sep/20	27/Sep/20	
		KABUL	1	26/Dec/20	26/Dec/20	
	AFG Total			204	1/Jan/20	27/Dec/20
	EGY	aVDPV2	GIZA	1	21/Sep/20	21/Sep/20
				1	21/Sep/20	21/Sep/20
	IRN	cVDPV2	S & B	3	3/Oct/20	25/Dec/20
				3	3/Oct/20	25/Dec/20
	PAK	Wild	AK	1	25/Feb/20	25/Feb/20
			BALUCHISTAN	71	1/Jan/20	21/Sep/20
			GBALISTAN	1	12/May/20	12/May/20
			ISLAMABAD	5	16/Jan/20	10/Nov/20
			KPAKHTUNKHWA	23	28/Jan/20	18/Dec/20
PUNJAB			122	4/Jan/20	28/Dec/20	
SINDH			114	3/Jan/20	8/Dec/20	
BALUCHISTAN			27	1/Feb/20	21/Dec/20	
KPAKHTUNKHWA			1	11/Mar/20	11/Mar/20	
PUNJAB			14	4/Jan/20	12/Oct/20	
Wild+cVDPV2		SINDH	49	3/Jan/20	10/Dec/20	
		BALUCHISTAN	1	17/Dec/20	17/Dec/20	
		PUNJAB	5	16/Mar/20	21/Dec/20	
		BALUCHISTAN	15	2/Jun/20	28/Dec/20	
		KPAKHTUNKHWA	5	10/Jan/20	15/Oct/20	
		PUNJAB	3	16/Jan/20	18/Dec/20	
		SINDH	21	8/Jun/20	10/Dec/20	
		BALUCHISTAN	3	17/Sep/20	17/Nov/20	
		KPAKHTUNKHWA	6	10/Apr/20	2/Dec/20	
		PUNJAB	5	4/May/20	30/Dec/20	
SINDH	2	13/Oct/20	3/Nov/20			
PAK Total			494	1/Jan/20	30/Dec/20	
SOM	cVDPV2	BANADIR	23	5/Jan/20	24/Oct/20	
		BAY	2	19/Jun/20	20/Jun/20	
		LOWER JUBA	1	8/Sep/20	8/Sep/20	
SOM Total			26	5/Jan/20	24/Oct/20	
SUD	cVDPV2	KHARTOUM	14	29/Mar/20	9/Nov/20	
			14	29/Mar/20	9/Nov/20	
2020 Total				742	1/Jan/20	30/Dec/20
2021	AFG	Wild+cVDPV2	HILMAND	1	23/Feb/21	23/Feb/21
			HILMAND	14	4/Jan/21	24/Mar/21
			HIRAT	1	23/Mar/21	23/Mar/21
			KABUL	1	6/Mar/21	6/Mar/21
			KANDAHAR	16	5/Jan/21	24/Mar/21
			KUNDUZ	1	23/Feb/21	23/Feb/21
		aVDPV2	NANGARHAR	3	5/Jan/21	7/Mar/21
			KABUL	1	3/Feb/21	3/Feb/21
			KANDAHAR	1	7/Mar/21	7/Mar/21
				39	4/Jan/21	24/Mar/21
				2	10/Jan/21	25/Feb/21
				2	20/Jan/21	9/Feb/21
	EGY	cVDPV2	BENI SUEF	1	27/Jan/21	27/Jan/21
			GIZA	1	31/Jan/21	31/Jan/21
			KAFR EL-SHEIKH	1	27/Jan/21	27/Jan/21
			QENA	2	23/Jan/21	23/Feb/21
				9	10/Jan/21	25/Feb/21
				1	20/Feb/21	20/Feb/21
	IRN	cVDPV2	S & B	1	20/Feb/21	20/Feb/21
				1	20/Feb/21	20/Feb/21
	PAK	Wild	BALUCHISTAN	7	20/Jan/21	12/Apr/21
			ISLAMABAD	3	11/Jan/21	17/Mar/21
			KPAKHTUNKHWA	5	18/Jan/21	10/Mar/21
			PUNJAB	12	4/Jan/21	5/Apr/21
			SINDH	9	4/Jan/21	12/Apr/21
			BALUCHISTAN	10	2/Jan/21	29/Mar/21
			KPAKHTUNKHWA	1	11/Jan/21	11/Jan/21
			PUNJAB	2	11/Jan/21	18/Jan/21
			SINDH	2	2/Mar/21	10/Mar/21
			BALUCHISTAN	1	1/Jan/21	1/Jan/21
		Wild+cVDPV2	PUNJAB	1	8/Jan/21	8/Jan/21
			SINDH	2	12/Jan/21	4/Feb/21
BALUCHISTAN			10	1/Jan/21	2/Apr/21	
KPAKHTUNKHWA			2	16/Jan/21	2/Mar/21	
SINDH			3	12/Jan/21	9/Feb/21	
AK			1	16/Mar/21	16/Mar/21	
KPAKHTUNKHWA			3	1/Mar/21	18/Mar/21	
PUNJAB			5	1/Mar/21	6/Apr/21	
aVDPV2	SINDH	4	12/Jan/21	8/Mar/21		
		83	1/Jan/21	12/Apr/21		
2021 Total				132	1/Jan/21	12/Apr/21

Figure 1: Non Polio AFP Rate and Wild Virus in EMR 01/01/2021 - 02/05/2021

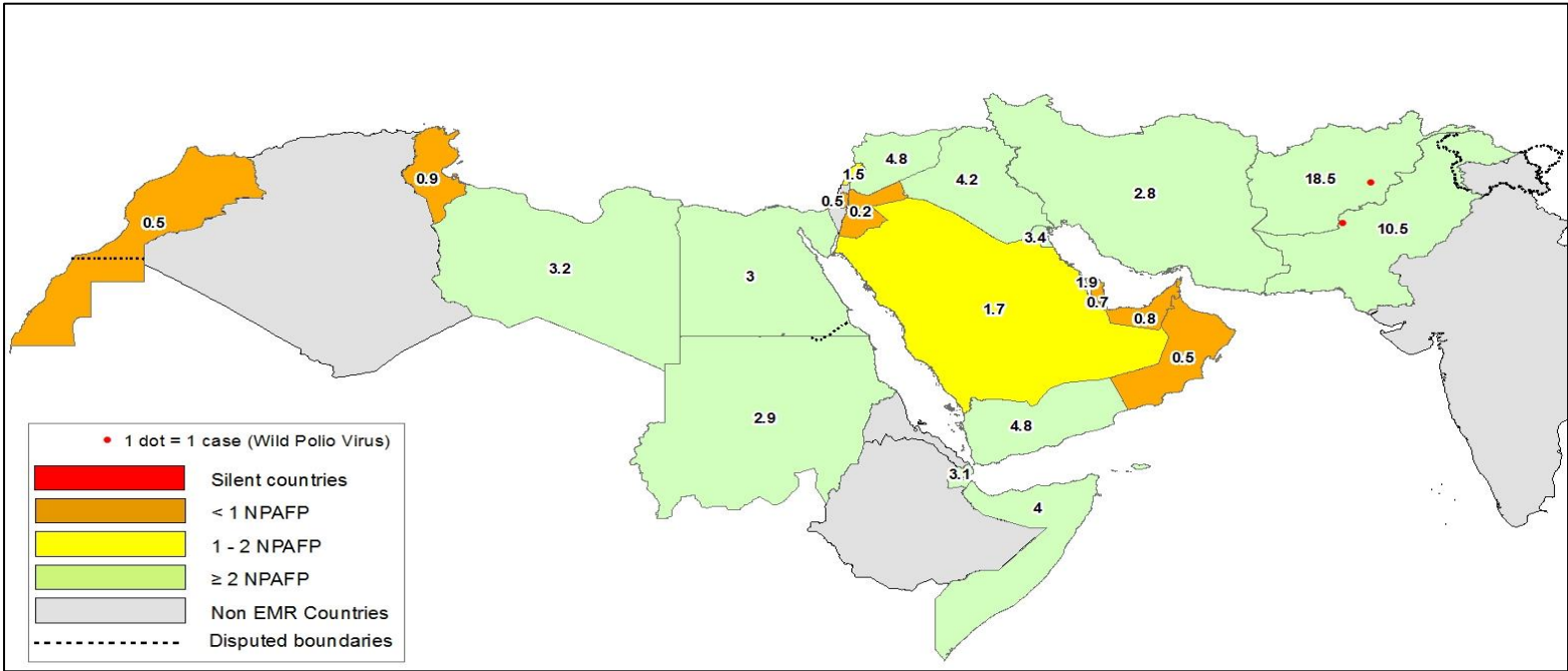


Figure 2: Percent of AFP cases with Adequate Samples & Compatible Cases in EMR 01/01/2021 - 02/05/2021

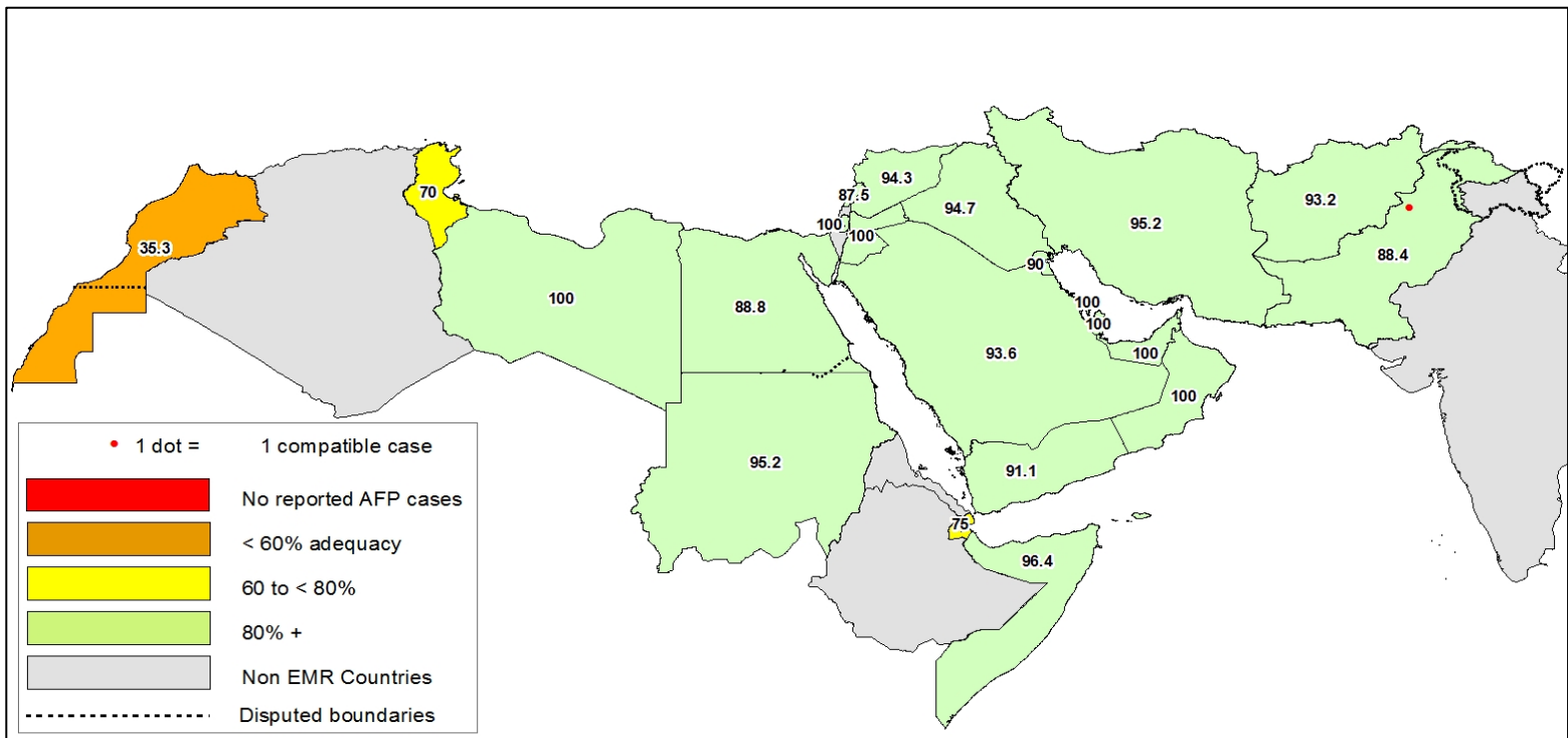


Table 8: Wild polio cases by country and date of onset of paralysis in EMR, 2020 - 2021

Year	COUNTRY	Count	First Case	Last Case
2020	AFG	56	4-Jan-20	19-Oct-20
	PAK	84	1-Jan-20	23-Nov-20
2020 Total		140	1-Jan-20	23-Nov-20
2021	AFG	1	1-Jan-21	1-Jan-21
	PAK	1	27-Jan-21	27-Jan-21
2021 Total		2	1-Jan-21	27-Jan-21

Figure 3: Non Polio AFP rate by Province in Afghanistan & by District in Pakistan 01/01/2021 - 02/05/2021

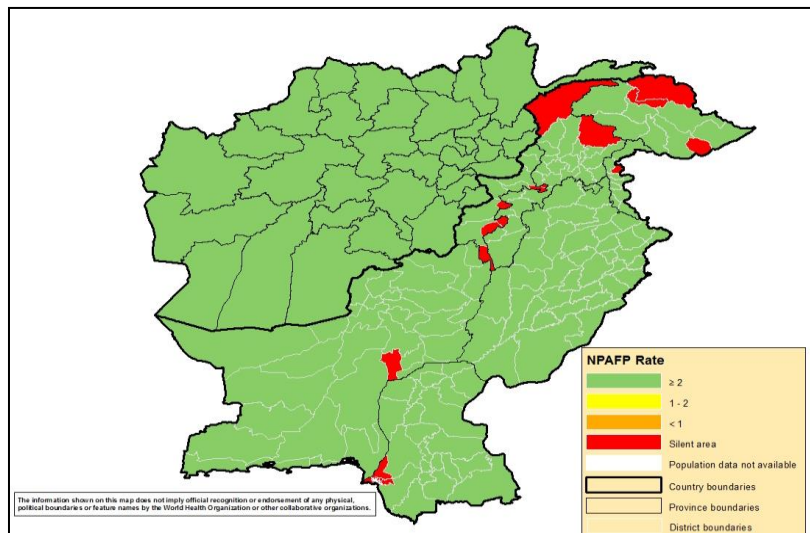


Figure 4: Percent of AFP cases with Adequate Samples in Afghanistan by Province & Pakistan by District 01/01/2021 - 02/05/2021

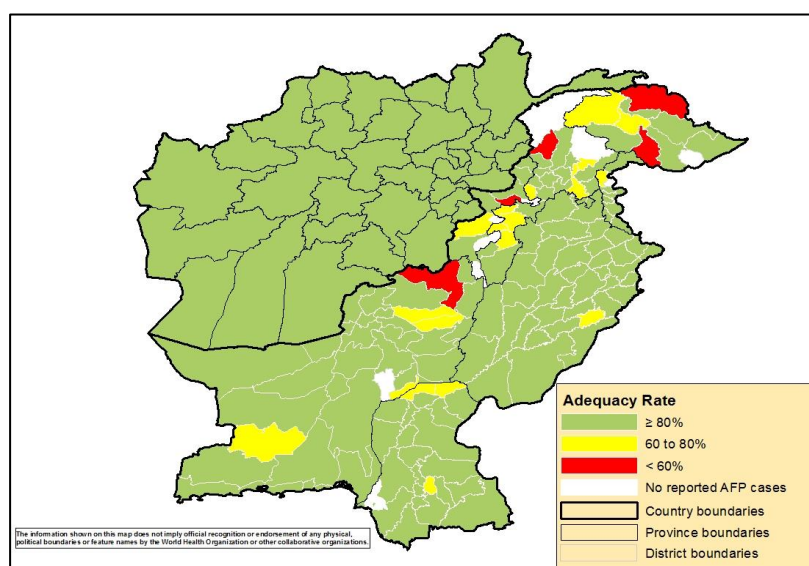
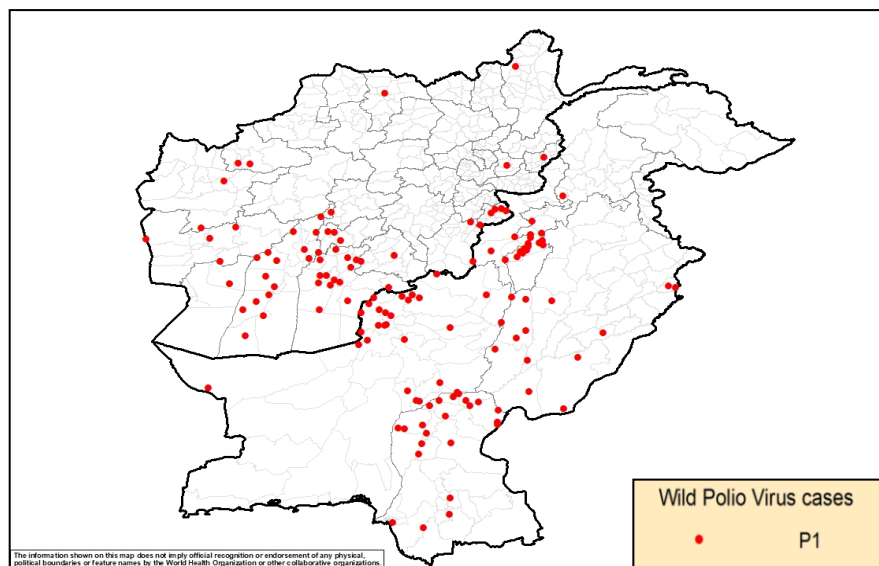
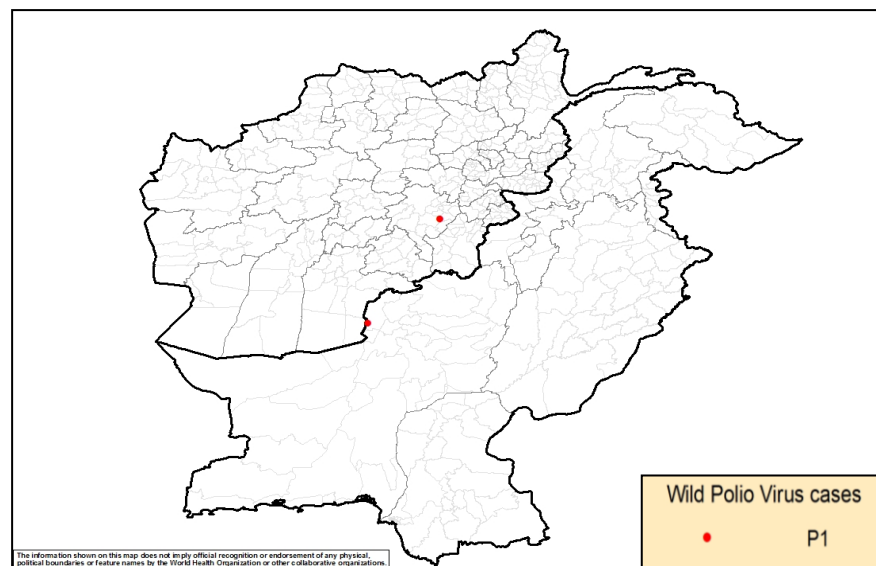


Figure 5: Wild Virus Cases by Type & District in Afghanistan & Pakistan

5(a) 01/01/2020 - 31/12/2020



5(b) 01/01/2021 - 02/05/2021



World Health Organization – Regional Office for Eastern Mediterranean

AFP SURVEILLANCE

Week 17, ending 2 May 2021

5-May-21

Number 1178

Table 9: Wild Polio cases by district and date of onset of paralysis, Afghanistan 2020-2021

ONSETYR	PROVINCE	DISTRICT	Count	First case	Last case
2020	BALKH	DEHDADI	1	15-Mar-20	15-Mar-20
	HIRAT	PASHTUNZARGHUN	1	29-Jun-20	29-Jun-20
		SHINDAND	1	21-Mar-20	21-Mar-20
	FARAH	BALABULUK	2	11-May-20	17-May-20
		ANARDARA	1	6-May-20	6-May-20
		BAKWA	1	4-Feb-20	4-Feb-20
	BADGHIS	QALA-E-NAW	1	5-Sep-20	5-Sep-20
		QADIS	1	13-May-20	13-May-20
	KUNAR	SHIGAL WA SHEL TAN	1	5-Mar-20	5-Mar-20
	LAGHMAN	MEHTARLAM	1	10-Feb-20	10-Feb-20
	PAKTIKA	NAKA	1	12-Aug-20	12-Aug-20
	KHOST	NADIRSHAHKOT	1	7-Sep-20	7-Sep-20
		BAK	2	3-Sep-20	7-Sep-20
		SABARI	1	8-Aug-20	8-Aug-20
		SPERA	1	1-Aug-20	1-Aug-20
	KANDAHAR	MARUF	1	14-Oct-20	14-Oct-20
		KANDAHAR	3	22-Jun-20	13-Sep-20
		ZHERAY	3	20-Jul-20	24-Aug-20
		SPINBOLDAK	1	25-Jul-20	25-Jul-20
		PANJWAYI	1	10-Jun-20	10-Jun-20
		SHAHWALIKOT	3	4-Mar-20	6-Jun-20
		NESH	1	23-May-20	23-May-20
		GHORAK	1	19-Mar-20	19-Mar-20
	ZABUL	QALAT	1	6-Aug-20	6-Aug-20
		ARGHANDAB	1	14-Jul-20	14-Jul-20
		MIZAN	1	21-Jan-20	21-Jan-20
	HILMAND	NAD-E-ALI	2	1-May-20	19-Oct-20
		WASHER	3	4-Jan-20	19-Oct-20
		BAGHRAN	2	16-Jul-20	4-Sep-20
		KAJAKI	2	10-Jun-20	27-Jul-20
		REG	4	25-May-20	3-Jun-20
		DEH-E-SHU	1	27-May-20	27-May-20
NAWZAD		1	11-May-20	11-May-20	
SANGIN		1	7-May-20	7-May-20	
URUZGAN	SHAHID-E-HASSAS	3	14-Jun-20	12-Jul-20	
	TIRINKOT	1	28-May-20	28-May-20	
NIMROZ	KHASHROD	1	28-Feb-20	28-Feb-20	
BADAKHSHAN	YAWAN	1	10-Mar-20	10-Mar-20	
2020 Total			56	4-Jan-20	19-Oct-20
2021	GAZNI	ANDAR	1	1-Jan-21	1-Jan-21
2021 Total			1	1-Jan-21	1-Jan-21

World Health Organization – Regional Office for Eastern Mediterranean

AFP SURVEILLANCE

Week 17, ending 2 May 2021

5-May-21

Number 1178

Table 10: Wild Polio cases by district and date of onset of paralysis, Pakistan 2020-2021

ONSETYR	PROVINCE	DISTRICT	Count	First case	Last case
2020	KHYBER PAKHTUNKHWA	PESHAWAR	1	13-Jul-20	13-Jul-20
		WAZIR-S	2	21-Feb-20	8-Jun-20
		BANNU	1	27-Apr-20	27-Apr-20
		TANK	4	11-Jan-20	15-Mar-20
		KARAK	2	20-Jan-20	13-Mar-20
		LAKKIMRWT	12	2-Jan-20	9-Mar-20
	BALOCHISTAN	KABDULAH	3	11-May-20	23-Nov-20
		QUETTA	5	17-Jul-20	5-Nov-20
		MASTUNG	1	15-Oct-20	15-Oct-20
		PISHIN	6	31-Jan-20	3-Oct-20
		KSAIFULAH	1	1-Sep-20	1-Sep-20
		CHAGHAI	1	4-Jun-20	4-Jun-20
		DUKKI	1	26-May-20	26-May-20
		JHALMAGSI	1	19-Apr-20	19-Apr-20
		ZHOB	2	22-Feb-20	13-Apr-20
		NSIRABAD	2	3-Jan-20	13-Apr-20
		SOHBATPUR	1	12-Feb-20	12-Feb-20
		JAFARABAD	1	12-Feb-20	12-Feb-20
		SIBI	1	7-Feb-20	7-Feb-20
		PUNJAB	LAYYAH	1	21-Oct-20
	MUZFARGARH		1	4-Oct-20	4-Oct-20
	VEHARI		1	16-Sep-20	16-Sep-20
	DGKHAN		5	18-Jan-20	14-Sep-20
	BAHAWALPUR		2	17-Aug-20	5-Sep-20
	RYKHAN		1	1-Sep-20	1-Sep-20
	LAHORE		2	12-Jun-20	24-Jul-20
	RAJANPUR		1	2-Jun-20	2-Jun-20
	SINDH	JACOBABAD	4	7-Feb-20	14-Jul-20
		GHOTKI	4	2-Mar-20	9-Jul-20
		KHILANDHI	1	9-Jun-20	9-Jun-20
		LARKANA	1	21-May-20	21-May-20
		KAMBAR	3	8-Jan-20	11-Apr-20
		KHAIRPUR	1	27-Mar-20	27-Mar-20
		NFEROZ	2	8-Feb-20	22-Feb-20
SHIKARPUR		1	11-Feb-20	11-Feb-20	
KASHMORE		2	16-Jan-20	3-Feb-20	
SUJAWAL		1	7-Jan-20	7-Jan-20	
T.ALLAHYAR		1	7-Jan-20	7-Jan-20	
BADIN		1	1-Jan-20	1-Jan-20	
2020 Total			84	1-Jan-20	23-Nov-20
2021	BALOCHISTAN	KABDULAH	1	27-Jan-21	27-Jan-21
2021 Total			1	27-Jan-21	27-Jan-21

World Health Organization – Regional Office for Eastern Mediterranean

AFP SURVEILLANCE

5-May-21

Week 17, ending 2 May 2021

Number 1178

Table 11: Circulating VDPV2 cases and date of onset of paralysis in EMR countries by provinces 2020-2021

YEAR	COUNTRY	PROVINCE	Count	First Case	Last Case	
2021	AFG	FARAH	4	1-Jan-21	24-Feb-21	
		LOGAR	1	19-Feb-21	19-Feb-21	
		KANDAHAR	1	16-Feb-21	16-Feb-21	
		WARDAK	1	3-Mar-21	3-Mar-21	
		HIRAT	3	20-Feb-21	18-Mar-21	
		BADGHIS	5	12-Jan-21	10-Mar-21	
		FARYAB	1	28-Jan-21	28-Jan-21	
		HILMAND	2	5-Jan-21	11-Mar-21	
		GHAZNI	7	8-Jan-21	15-Mar-21	
		ZABUL	8	7-Jan-21	7-Mar-21	
		KHYBER PAKHTUNKHWA	1	14-Jan-21	14-Jan-21	
		PUNJAB	1	7-Jan-21	7-Jan-21	
		SINDH	2	5-Jan-21	7-Jan-21	
BALUCHISTAN	2	2-Jan-21	3-Jan-21			
Total 2021			39	1-Jan-21	18-Mar-21	
2020	SOM	LOWER JUBA	1	29-Aug-20	29-Aug-20	
		AWDAL	1	1-Aug-20	1-Aug-20	
		GALBEED	1	29-Sep-20	29-Sep-20	
		HIRAN	1	18-Oct-20	18-Oct-20	
		MIDDLE SHABELLE	1	17-Jul-20	17-Jul-20	
		BAY	2	3-Sep-20	25-Oct-20	
		BANADIR	7	18-Jun-20	30-Sep-20	
		SOUTH DARFUR	3	7-Mar-20	18-Dec-20	
		NORTH DARFUR	2	26-Nov-20	13-Dec-20	
		EAST DARFUR	3	12-May-20	24-Jul-20	
	SUD	KHARTOUM	4	15-Jul-20	16-Nov-20	
		KASSALA	11	28-Jul-20	6-Nov-20	
		GEZIRA	5	9-Jul-20	19-Sep-20	
		RIVER NILE	5	29-Jun-20	27-Sep-20	
		RED SEA	8	29-Apr-20	29-Nov-20	
		WEST DARFUR	1	19-May-20	19-May-20	
		BLUE NILE	4	7-Aug-20	26-Nov-20	
		SOUTH KORDOFAN	2	20-Nov-20	25-Nov-20	
		NORTH KORDOFAN	3	29-Aug-20	2-Dec-20	
		SENNAR	1	16-Aug-20	16-Aug-20	
		WHITE NILE	3	15-Jun-20	22-Aug-20	
		GEDARIF	3	1-Apr-20	1-Aug-20	
		AFG	FARAH	17	1-Jun-20	27-Dec-20
			BALKH	2	29-Oct-20	3-Nov-20
			BADGHIS	10	1-Nov-20	27-Dec-20
			FARYAB	1	18-Oct-20	18-Oct-20
			SAMANGAN	1	1-Nov-20	1-Nov-20
	HIRAT		2	10-Aug-20	15-Aug-20	
	LOGAR		4	20-Aug-20	18-Nov-20	
	KANDAHAR		75	4-Aug-20	30-Dec-20	
	HILMAND		40	1-Aug-20	24-Dec-20	
	JAWZIAN		3	4-Aug-20	21-Nov-20	
	KABUL		7	6-Jul-20	12-Oct-20	
	NURISTAN		2	21-Jun-20	13-Jul-20	
	NIMROZ		3	6-Jul-20	8-Aug-20	
	KHOST		17	5-Jul-20	19-Oct-20	
	PAKTYA		5	18-Jun-20	25-Oct-20	
	KUNDUZ		3	28-Aug-20	3-Oct-20	
	PAKTIKA		5	25-Aug-20	7-Oct-20	
	GHAZNI		7	29-Aug-20	26-Dec-20	
	BADAKHSHAN		1	23-Apr-20	23-Apr-20	
	LAGHMAN		14	20-May-20	23-Sep-20	
	TAKHAR		1	20-Sep-20	20-Sep-20	
	ZABUL		12	17-Sep-20	15-Nov-20	
	GHOR		1	14-Nov-20	14-Nov-20	
	URUZGAN		15	28-Aug-20	22-Dec-20	
	PARWAN		1	4-Sep-20	4-Sep-20	
	WARDAK		5	6-Sep-20	22-11-20	
	KUNAR		9	6-Apr-20	29-Sep-20	
	NANGARHAR		45	5-Feb-20	21-Sep-20	
	SINDH		45	2-May-20	28-Nov-20	
	PAK		BALUCHISTAN	23	29-Feb-20	24-Dec-20
PUNJAB			25	5-Feb-20	5-Nov-20	
KHYBER PAKHTUNKHWA			42	2-Jan-20	24-May-20	
Total 2020			515	2-Jan-20	30-Dec-20	

