

## Highlights of Polio Fax Bulletin No. 1177 for Week 16 2021

### I. Salient features this week

1. Polio eradication teams at the Regional and Country levels continue to contribute to the COVID19 Response, particularly in areas of surveillance (field and laboratory), data analysis, communications and coordination.
2. No new wild poliovirus type-1 (WPV1) cases reported this week, but one new positive environmental sample collected in 2021 from Pakistan was reported.
3. No new circulating vaccine derived poliovirus type-1 (cVDPV1) cases reported this week.
4. One new cVDPV2 case reported from Afghanistan this week in addition to three new positive environmental samples from Pakistan.

### II. Wild Poliovirus Type-1 (WPV1) Transmission

WPV1 transmission continues though restricted globally to only two countries in the EMR namely Pakistan and Afghanistan – the remaining polio endemic countries in the world.

As of week 16 of 2021, two WPV1 cases were reported [59 in the same period in 2020; Afghanistan – 12, Pakistan - 47].

- a. *Human samples*: No new WPV1 cases reported this week, but one positive environmental sample reported.

#### Afghanistan:

In 2021 to date, **1 WPV1** case has been reported so far from Southeast Region with onset of paralysis **1 January 2021**.

#### Pakistan:

In 2021 to date, **1 WPV1** case has been reported so far from Balochistan province with date of onset **27 January 2021**.

- b. *Environmental samples*: One new WPV1 positive environmental sample from Pakistan reported this week.

- **Afghanistan**: In 2021 to date, there is **1** WPV1 combined with cVDPV2 positive environmental sample reported with collection date on **23 February 2021**.
- **Pakistan**: In 2021, there are **53** WPV1 positive environmental samples (including 15 mixture of WPV1 and cVDPV2 and 4 mixture of WPV1 and aVDPV2) with most recent sample collected on **7 April 2021**.

- III. **Vaccine Derived Polioviruses (VDPVs)**: One new cVDPV2 case from Afghanistan reported this week. In addition, three new cVDPV2 positive environmental samples were reported from Pakistan collected in 2021.

In 2021 to date, one cVDPV1 reported from Yemen and 39 cVDPV2 cases were reported (Afghanistan 33 and Pakistan 6).

1. **Outbreaks**: *Six countries have VDPVs outbreaks, five with cVDPV2 and one with cVDPV1.*

**Afghanistan**: One new cVDPV2 case in 2021 reported this week and no new positive environmental samples.

The cVDPV2 case is reported from West Region (Hirat province) with date of onset 18 March 2021.

In 2021 to date, there are **33 cVDPV2** cases: 12 from West Region, 11 from South Region, seven from South East Region, two from Central Region and one from North Region. **The most recent case had onset on 18 March 2021.**

*Environment*: In 2021 to date, there are **37** cVDPV2 positive environmental samples including 1 mixture of WPV1 and cVDPV2 reported with **most recent sample collected on 24 March 2021**.

**Pakistan**: No new VDPV cases reported, but three new cVDPV2 positive environmental sample were reported this week.

In 2021, there are **six** cVDPV2 cases reported two each from Sindh and Balochistan provinces and one each from Khyber Pakhtunkhwa (KP) and Punjab provinces with **most recent onset on 14 January 2021**.

*Environment*: In 2021 to date; there are **30** cVDPV2 positive samples including 15 mixture of WPV1 and cVDPV2 with **most recent sample collected on 29 March 2021**.

**SOMALIA**: No new cVDPV2 isolates from human or environmental samples reported this week.

**The most recent isolate was from a case having onset of paralysis on 25 October 2020.**

**SUDAN**: No new cVDPV2 isolates from human or environmental samples reported this week.

No cVDPV2 isolates from human or environmental sample in 2021 so far. **The most recent isolate was from a case having onset of paralysis on 18 December 2020.**

**Egypt**: No new cVDPV2 isolates from human or environmental samples reported this week. In 2021 to date, **nine** cVDPV2 positive environmental samples are reported. These include two each from Aswan, Qena and Alexandria provinces; and one each from Beni Suef, Kafr El Sheikh and Giza provinces. The samples are genetically related with each other and belong to CHA-NDG-1 emergence (importation from Sudan/Chad). **Date of the recent most cVDPV2 positive environmental sample is 25 February 2021. There is no child paralyzed due to cVDPV2.**

**YEMEN**: No new cVDPV1 cases reported this week.

In 2021 to date, **1** cVDPV1 case was reported with date of onset on 13 January 2021.

**VDPV Events:** There is one country having an Event due to VDPV2. Response per WHO's SOPs are ongoing.

**Iran:** In 2021 to date, **1** cVDPV2 positive environmental sample was collected from Zehedan district, Sistan & Balochistan province. The isolate is genetically related with earlier Pakistan virus. ***Date of collection was on 20 February 2021.***

#### **IV. Surveillance performance indicators**

In 2021, 12 out of 22 member states (15 in the same period in 2020) are meeting the global target of both key surveillance indicators: non polio AFP rate of 2/100,000 children aged below 15 years and percent AFP cases with adequate specimen 80% and above.

- Morocco is missing both indicators as its non-polio AFP rates is 0.5 its percentage of AFP cases with adequate stool specimens is 35.3%.
- Jordan, Lebanon, Oman, Palestine, Qatar, Saudi Arabia, Tunisia, and United Arab Emirates have a non-polio AFP rate of 0.2, 1.4, 0.3, 0.5, 0.7, 1.8, 0.8 and 0.9 respectively.
- Djibouti has AFP cases with adequate stool specimens is 75.0%.

## World Health Organization – Regional Office for Eastern Mediterranean

## AFP SURVEILLANCE

26-Apr-21

Week 16, ending 25 April 2021

Number 1177

Table 1: Acute Flaccid Paralysis (AFP) cases by week of onset

Country	Reported AFP cases by week of onset - Week (16/21) / Ending on : 25/04/2021														
	Total AFP 2019	Total AFP 2020	Total AFP to date, 2021	W05 07 Feb 21	W06 14 Feb 21	W07 21 Feb 21	W08 28 Feb 21	W09 7 Mar 21	W10 14 Mar 21	W11 21 Mar 21	W12 28 Mar 21	W13 4 Apr 21	W14 11 Apr 21	W15 18 Apr 21	W16 25 Apr 21
Afghanistan	3768	3972	1256	85	81	86	72	98	83	76	83	84	99	53	9
Bahrain	17	15	2	0	0	0	0	0	1	0	1	0	0	0	0
Djibouti	5	5	4	0	0	0	1	0	0	0	0	0	1	0	0
Egypt	1343	1009	385	27	25	15	24	38	49	46	20	26	17	11	2
Iran	1070	618	172	17	25	15	7	14	3	7	8	4	1	3	
Iraq	1157	476	234	16	14	15	11	16	13	6	16	13	16	4	
Jordan ****	113	32	3	0	0	0	0	0	0	0	0	0	1	0	
Kuwait	48	36	9	1	0	0	0	0	0	1	0	0	0	1	
Lebanon ****	87	49	7	0	2	0	0	0	0	1	0	1	0	0	
Libya	107	95	28	1	1	3	0	0	3	3	4	4	3	2	
Morocco	247	87	17	1	2	2	0	1	3	3	1	2	0		
Oman	30	22	1	0	0	0	0	0	0	0	0	0	0	0	
Pakistan	15218	11969	3320	224	245	250	243	236	204	209	241	222	163	56	2
Palestine ****	62	16	3	1	0	0	0	0	0	0	0	0	0	0	
Qatar	9	9	1	0	0	0	0	0	1	0	0	0	0		
Saudi Arabia	236	200	47	1	9	2	1	2	1	3	3	2	0	0	0
Somalia	361	377	104	9	10	10	11	9	6	7	4	3	3	1	0
Sudan	608	733	184	16	9	11	17	10	16	10	12	8	7	3	
Syria ****	377	343	114	7	5	7	10	11	12	7	16	7	8	5	
Tunisia	79	40	8	0	0	0	0	1	1	2	0	1	0	0	
U.A.E	50	19	4	0	0	0	0	2	0	0	0	0	0	0	
Yemen	779	825	246	22	15	17	19	14	28	15	19	9	9	7	0
<b>Total EMR</b>	<b>25771</b>	<b>20947</b>	<b>6149</b>	<b>428</b>	<b>443</b>	<b>433</b>	<b>416</b>	<b>452</b>	<b>424</b>	<b>396</b>	<b>428</b>	<b>386</b>	<b>328</b>	<b>146</b>	<b>13</b>

No data = No report received

Table 2: Confirmed polio cases by month of onset

Country	Total year 2019	Total year 2020	25/04		Confirmed polio cases by month of onset											
			2020	2021	May 2020	June 2020	July 2020	August 2020	September 2020	October 2020	November 2020	December 2020	January 2021	February 2021	March 2021	April 2021
Afghanistan	29	56	12	1	12	10	7	6	6	3	0	0	1	0		
Bahrain	0	0	0	0	0	0	0	0	0	0	0	0	0	0		
Djibouti	0	0	0	0	0	0	0	0	0	0	0	0	0	0	0	
Egypt	0	0	0	0	0	0	0	0	0	0	0	0	0	0		
Iran	0	0	0	0	0	0	0	0	0	0	0	0	0	0		
Iraq	0	0	0	0	0	0	0	0	0	0	0	0	0	0	0	
Jordan ****	0	0	0	0	0	0	0	0	0	0	0	0	0	0	0	
Kuwait	0	0	0	0	0	0	0	0	0	0	0	0	0	0	0	
Lebanon ****	0	0	0	0	0	0	0	0	0	0	0	0	0	0		
Libya	0	0	0	0	0	0	0	0	0	0	0	0	0	0		
Morocco	0	0	0	0	0	0	0	0	0	0	0	0	0			
Oman	0	0	0	0	0	0	0	0	0	0	0	0	0	0	0	
Pakistan	147	84	47	1	6	6	6	5	7	4	2	0	1	0		
Palestine ****	0	0	0	0	0	0	0	0	0	0	0	0	0	0	0	
Qatar	0	0	0	0	0	0	0	0	0	0	0	0	0	0		
Saudi Arabia	0	0	0	0	0	0	0	0	0	0	0	0	0	0		
Somalia	0	0	0	0	0	0	0	0	0	0	0	0	0	0		
Sudan	0	0	0	0	0	0	0	0	0	0	0	0	0	0		
Syria ****	0	0	0	0	0	0	0	0	0	0	0	0	0	0		
Tunisia	0	0	0	0	0	0	0	0	0	0	0	0	0	0		
U.A.E	0	0	0	0	0	0	0	0	0	0	0	0	0	0	0	
Yemen	0	0	0	0	0	0	0	0	0	0	0	0	0	0		
<b>Total EMR</b>	<b>176</b>	<b>140</b>	<b>59</b>	<b>2</b>	<b>18</b>	<b>16</b>	<b>13</b>	<b>11</b>	<b>13</b>	<b>7</b>	<b>2</b>	<b>0</b>	<b>2</b>	<b>0</b>	<b>0</b>	<b>0</b>

\*\*\*\* UNRWA cases are included with those of country of residence

## AFP SURVEILLANCE

Week 16, ending 25 April 2021

26-Apr-21

Number 1176

Table 3: Investigation of AFP cases with paralysis onset in 2020 &amp; 2021 up to Week (16/21) / Ending on : 25/04/2021

COUNTRY	2020												2021												Latest line List Date				
	AFP										Specimen		Wild cases ****		AFP											Specimen		Wild cases ****	
	Total AFP cases onset 2020	Case classification					Non polio AFP rate **	AFP cases pending classification > 90 days from onset of paralysis	AFP cases pending classification and lab > 90 days from onset of paralysis	% with *** adequate specimens	Wild P1 Poliovirus	Wild P3 Poliovirus	Total AFP cases onset 2021	Case classification					Annualized Non polio AFP rate **	AFP cases pending classification > 90 days from onset of paralysis	AFP cases pending classification and lab > 90 days from onset of paralysis	% with *** adequate specimens	Wild P1 Poliovirus	Wild P3 Poliovirus					
		Total Confirmed Polio Cases *	Polio Compatible	Pending Classification	Discarded (non polio AFP)	VDPV *****								Total Confirmed Polio Cases *	Polio Compatible	Pending Classification	Discarded (non polio AFP)	VDPV *****											
Afghanistan	3972	56	2	2	3599	314	18.5	2	0	92.6	56	0	1256	1	0	239	981	35	18.5	18	0	93.0	1	0	25/04/2021				
Bahrain	15	0	0	0	15	0	5.0	0	0	93.3	0	0	2	0	0	2	0	0	2.1	0	0	100.0	0	0	25/04/2021				
Djibouti	5	0	0	0	5	0	1.4	0	0	100.0	0	0	4	0	0	4	0	0	3.3	2	2	75.0	0	0	25/04/2021				
Egypt	1009	0	0	0	1009	0	2.6	0	0	94.6	0	0	385	0	0	89	296	0	3.1	3	0	87.8	0	0	22/04/2021				
Iran	618	0	0	0	618	0	3.0	0	0	98.5	0	0	172	0	0	9	163	0	2.7	0	0	96.5	0	0	24/04/2021				
Iraq	476	0	0	0	476	0	2.8	0	0	93.3	0	0	234	0	0	31	203	0	4.3	2	0	95.7	0	0	24/04/2021				
Jordan	32	0	0	0	32	0	0.8	0	0	96.9	0	0	3	0	0	1	2	0	0.2	0	0	100.0	0	0	22/04/2021				
Kuwait	36	0	0	0	36	0	4.1	0	0	91.7	0	0	9	0	0	1	8	0	3.3	0	0	77.8	0	0	18/04/2021				
Lebanon	49	0	0	0	49	0	3.1	0	0	89.8	0	0	7	0	0	2	5	0	1.4	0	0	85.7	0	0	23/04/2021				
Libya	95	0	0	0	94	1	3.6	0	0	100.0	0	0	28	0	0	14	14	0	3.4	0	0	100.0	0	0	24/04/2021				
Morocco	87	0	0	1	86	0	0.9	1	0	78.2	0	0	17	0	0	14	3	0	0.5	1	0	35.3	0	0	16/04/2020				
Oman	22	0	0	0	22	0	1.9	0	0	100.0	0	0	1	0	0	0	1	0	0.3	0	0	100.0	0	0	20/04/2021				
Pakistan	11969	84	27	30	11688	142	15.2	30	0	85.4	84	0	3320	1	1	596	2710	12	10.4	64	0	87.7	1	0	25/04/2021				
Palestine	16	0	0	0	16	0	0.9	0	0	100.0	0	0	3	0	0	3	0	0	0.5	2	0	100.0	0	0	18/04/2021				
Qatar	9	0	0	0	9	0	2.1	0	0	33.3	0	0	1	0	0	1	0	0	0.7	0	0	100.0	0	0	11/04/2021				
Saudi Arabia	200	0	0	0	200	0	2.4	0	0	96.0	0	0	47	0	0	20	27	0	1.8	0	0	93.6	0	0	25/04/2021				
Somalia	377	0	0	3	359	15	4.7	3	0	94.4	0	0	104	0	0	11	93	0	4.0	0	0	96.2	0	0	25/04/2021				
Sudan	733	0	0	0	675	58	3.8	0	0	92.9	0	0	184	0	0	32	152	0	3.0	1	0	95.7	0	0	22/04/2021				
Syria	343	0	0	0	343	0	4.3	0	0	91.0	0	0	114	0	0	35	79	0	4.7	0	0	93.9	0	0	24/04/2021				
Tunisia	40	0	0	0	40	0	1.4	0	0	55.0	0	0	8	0	0	5	3	0	0.8	0	0	87.5	0	0	23/04/2021				
U.A.E	19	0	0	0	19	0	1.5	0	0	100.0	0	0	4	0	0	4	0	0	0.9	2	0	100.0	0	0	20/04/2021				
Yemen	825	0	1	16	777	31	5.4	16	2	88.7	0	0	246	0	0	203	42	1	5.1	14	8	91.1	0	0	25/04/2021				
EMR	20947	140	30	52	20167	561	8.0	52	2	88.6	140	0	6149	2	1	1316	4782	48	6.8	109	10	89.9	2	0					
2019	25771	176	7	0	25559	29	10.2	0	0	89.5	176	0																	

\* Confirmed polio cases refer to wild isolation from AFP cases or from contacts of negative index AFP cases

\*\* Non-polio AFP per 100,000 children &lt;15 years

\*\*\* Adequate here refers to two stool specimens collected at least 24 hours apart, within 14 days of paralysis onset and specimens received in the lab in Good Condition

\*\*\*\* AFP cases co infected with P1 and P3 are counted separately as wild isolates

\*\*\*\*\* VDPV cases including all types (ambiguous, immune deficient &amp; circulating)

World Health Organization – Regional Office for Eastern Mediterranean  
AFP SURVEILLANCE  
Week 16, ending 25 April 2021

26-Apr-21  
Number 1177

COUNTRY	2020						2021					
	# OF CONTACTS	LAB RESULTS					# OF CONTACTS	LAB RESULTS				
		WILD	VDPV	SL	NPEV	PENDING		WILD	VDPV	SL	NPEV	PENDING
AFG	1252	14	79	52	270	0	495	0	11	44	70	25
BAH	1	0	0	0	0	0	0	0	0	0	0	0
DJI	2	0	0	0	0	0	1	0	0	0	0	1
EGY	330	0	0	12	32	1	168	0	0	21	15	10
IRN	46	0	0	0	0	0	61	0	0	11	0	8
IRQ	168	0	0	4	10	0	60	0	0	3	6	3
JOR	0	0	0	0	0	0	0	0	0	0	0	0
KUW	0	0	0	0	0	0	0	0	0	0	0	0
LEB	5	0	0	0	0	0	9	0	0	0	0	0
LIB	19	0	0	0	0	0	0	0	0	0	0	0
MOR	8	0	0	0	0	4	5	0	0	0	0	5
OMA	64	0	0	2	8	1	0	0	0	0	0	0
PAK	4654	21	19	379	788	1	1434	0	2	122	165	80
PAL	0	0	0	0	0	0	0	0	0	0	0	0
QAT	0	0	0	0	0	0	0	0	0	0	0	0
SAA	18	0	0	0	0	6	8	0	0	0	0	8
SOM	1109	0	10	19	149	21	310	0	0	0	24	33
SUD	364	0	18	3	29	11	35	0	0	0	0	19
SYR	280	0	0	11	15	0	17	0	0	2	0	9
TUN	6	0	0	0	0	1	1	0	0	0	0	0
UAE	0	0	0	0	0	0	0	0	0	0	0	0
YEM	230	0	0	6	41	0	104	0	0	2	4	77
<b>EMR</b>	<b>8556</b>	<b>35</b>	<b>126</b>	<b>488</b>	<b>1342</b>	<b>46</b>	<b>2708</b>	<b>0</b>	<b>13</b>	<b>205</b>	<b>284</b>	<b>278</b>

Table 4 (B): Most recent wild contacts in EMRO, 2020-2021

Year	Country	Data	
		Count of wild contacts	Date of Most Recent stool collection
2020	Afghanistan	14	26/Jul/20
	Pakistan	21	14/Dec/20
<b>2020 Total</b>		<b>35</b>	<b>14/Dec/20</b>

Table 4 (C): Number of distribution by district of -ve index AFP cases identified as wild positive by contact in EMR, 2020-2021

YEAR	COUNTRY	PROVINCE	DISTRICT	COUNT	First case	Last case
2020	AFG	KANDAHAR	NESH	1	23-May-20	23-May-20
			HILMAND	1	04-Jan-20	04-Jan-20
			NIMROZ	1	28-Feb-20	28-Feb-20
			FARAH	1	06-May-20	06-May-20
	PAK	BALOCHISTAN	KSAIFULLAH	1	01-Sep-20	01-Sep-20
			PUNJAB	1	24-Jul-20	24-Jul-20
			LAHORE	2	18-Jan-20	05-Jul-20
			DG KHAN	1	20-Jan-20	20-Jan-20
			KARAK	2	07-Feb-20	14-Jul-20
	SINDH	JACOBABAD	JACOBABAD	2	07-Feb-20	14-Jul-20
			JACOBABAD	2	07-Feb-20	14-Jul-20
<b>2020 Total</b>				<b>11</b>	<b>04-Jan-20</b>	<b>01-Sep-20</b>

Table 5: Laboratory investigation of AFP cases with paralysis onset in 2020 up to Week (16/2021) / Ending on : (25/04/2021)

Country	Polio laboratories  ITD / Nucleotide Sequencing (Nucleotide Sequencing performed by EGY, PAK, TUN, CDC and RIVM laboratories)	AFP cases with specimens	Preliminary virus isolation results of AFP cases						Poliovirus intratypic differentiation results #									Indicators				Latest report Date				
			Referred for ITD		NPEV only	Negative	Pending		Type 1			Type 2			Type 3			Discordant pending sequence	NPEV by PCR	Non-EV	Pending ITD		% specimens positive for NPEV*	% AFP cases with culture results within 14 days	% AFP cases with ITD results within 7 days	% AFP cases with ITD results within 45 days of onset**
			L20B+	L20B+/NPEV			received < / = 14 days	received > 14 days ago	Wild	Sabin	VDPV	Wild	Sabin	VDPV	Wild	Sabin	VDPV									
Afghanistan	RRL Pakistan	1117	128	16	125	709	79	46	1	36	1		52	31		38				10	11%	100%	99%	99%	25/04/2021	
Bahrain	NPL Oman / CDC																								25/04/2021	
Djibouti	NPL Kenya / CDC	4					1	3																	25/04/2021	
Egypt***	RRL Egypt	366	44	3	29	250	31	9		2			44						1		7%	100%	100%	99%	22/04/2021	
Iran	NPL Iran / CDC	195	8		3	171	13						6			2					1%	99%	100%	99%	24/04/2021	
Iraq	RRL Egypt	231	3		9	200	19													3	5%	100%		99%	23/04/2021	
Jordan	NPL Jordan / RRL EGYPT	3			1	2															33%	100%		100%	25/04/2021	
Kuwait	RRL Kuwait / RIVM	8				8															0%	100%		100%	18/04/2021	
Lebanon	NPL Jordan / RRL EGYPT	6				5		1													0%	100%			25/04/2021	
Libya	RRL Tunisia / RIVM	22				14	8														0%	100%		93%	16/04/2021	
Morocco	NPL Morocco / RRL Tunisia	5				5															0%	100%		100%	22/04/2021	
Oman	NPL Oman / CDC	1				1															0%	100%		100%	25/04/2021	
Pakistan	RRL Pakistan	2998	227	18	386	2091		264	1	64			121	9		69			1	24	10%	100%	100%	98%	25/04/2021	
Palestine & UNRWA		3				3															0%	0%		100%	18/04/2021	
Qatar	NPL Oman / CDC	1				1															0%	100%		100%	25/04/2021	
Saudi Arabia	NPL Saudi Arabia / CDC	47				42	1	4													0%	98%		100%	18/04/2021	
Somalia	NPL Kenya / CDC	104			10	83	3	8													11%	4%		97%	25/04/2021	
Sudan	NPL Sudan / RRL Egypt	184			21	132	23	8													13%	100%			24/04/2021	
Syria	NPL Syria / RRL Egypt	104	3		1	82	9	9													1%	100%		0%	17/04/2021	
Tunisia	RRL Tunisia	7				6		1													0%	100%		100%	16/04/2021	
U.A.E	NPL Oman / CDC	4				4															0%	100%		50%	25/04/2021	
Yemen	NPL Kenya / CDC	132	6		18	84	24			1	1					3				1	15%	100%	100%	1%	25/04/2021	
<b>Total EMR 2021</b>		5542	419	37	603	3893	211	353	2	103	2		223	40		112			1	1	38	10%	98%	100%	96%	
<b>Total EMR 2020</b>		20390	1681	93	3046	15555		5	129	352	32		509	468		462	2	3	18	11		14%	94%	97%	93%	

\* Specimens from all sources including non-AFP cases, excluding environmental samples

\*\* This indicator reflects surveillance and laboratory activities

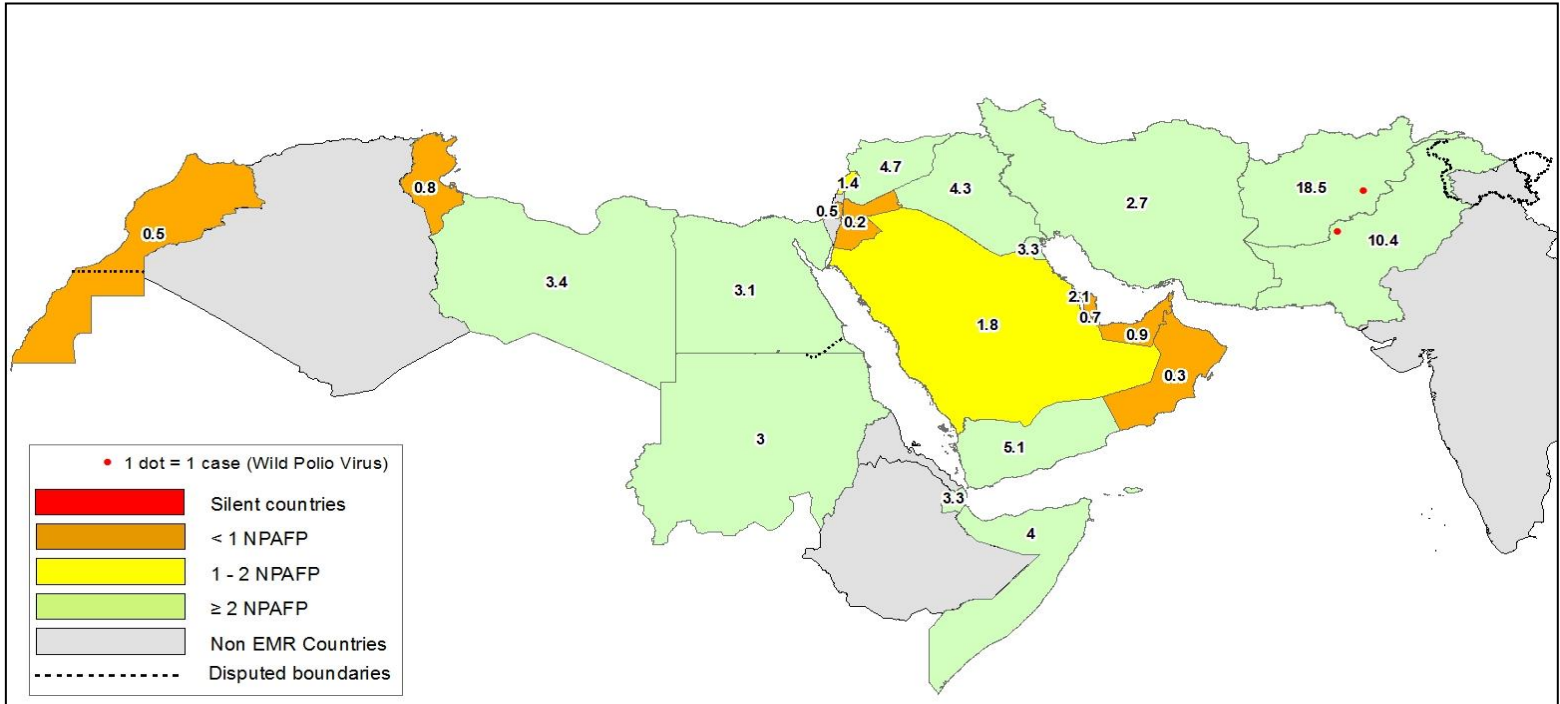
Table 6: Environmental isolate by year and type

COUNTRY	LAB RESULTS	2016	2017	2018	2019	2020	2021
AFG	Wild	2	42	83	56	28	1
	Wild+cVDPV2					2	2
	aVDPV2					167	36
	cVDPV2	125	170	177	138	111	21
	Enteric	6	9	5	3	3	4
	Negative	36	94	71	60	31	3
	Pending	16	1		2	64	63
AFG Total		185	316	336	259	413	130
EGY	aVDPV1					1	
	aVDPV2					1	
	aVDPV3						9
	cVDPV2	354	322	321	397	288	45
	Enteric	34	41	32	34	41	11
	Negative	79	159	187	269	212	27
	Pending	60					59
EGY Total		528	522	540	700	545	187
IRN	Wild				3		1
	cVDPV2		1	29	55	23	5
	Enteric		1	3	3		3
	Negative		4	22	10	16	2
	Pending		6	54	71	31	13
	SL1/3					1	2
IRN Total							
JOR	Enteric	1	13	27	24	9	3
	Negative		2			1	3
	Pending					1	3
	SL1/3	1	16	9	12	14	6
JOR Total		2	31	36	36	25	12
KUW	Enteric			2	9		
	SL1/3 (blank)			1	4		
KUW Total				3	14		
LEB	Enteric	2	12	24	15	16	4
	Negative	2	1	1	3	2	1
	Pending						4
	SL1/3		14	20	29	13	3
LEB Total		4	27	45	47	31	12
PAK	aVDPV1					1	
	Wild	59	105	139	367	337	34
	Wild+cVDPV2	2			10	91	15
	Wild+aVDPV2	1	1		2	6	4
	aVDPV2	3	4		2	16	12
	cVDPV2	2			29	44	15
	Enteric	300	392	404	308	135	41
	Negative	6		3	4	6	1
	Pending	77	106	127	90	49	47
	SL1/3	79	25		22	146	88
	SL2						260
PAK Total		529	633	623	812	830	260
SOM	aVDPV2		2	18	5	26	
	aVDPV2+cVDPV3						8
	aVDPV3		16	25	22	12	13
	Enteric		14	138	29	34	3
	Negative		2	8	6	6	5
	Pending		2	10	6	5	1
SOM Total			36	213	63	63	30
SUD	cVDPV2			15	51	32	2
	Enteric				4	2	
	Negative				5	2	
	Pending					2	15
SUD Total				15	60	50	20
SYR	Enteric		4	72	111	152	32
	Negative			21	30	17	6
	Pending						4
	SL1/3			6	44	36	10
SYR Total			4	102	185	205	52
TOTAL		1248	1575	2017	2267	2225	716

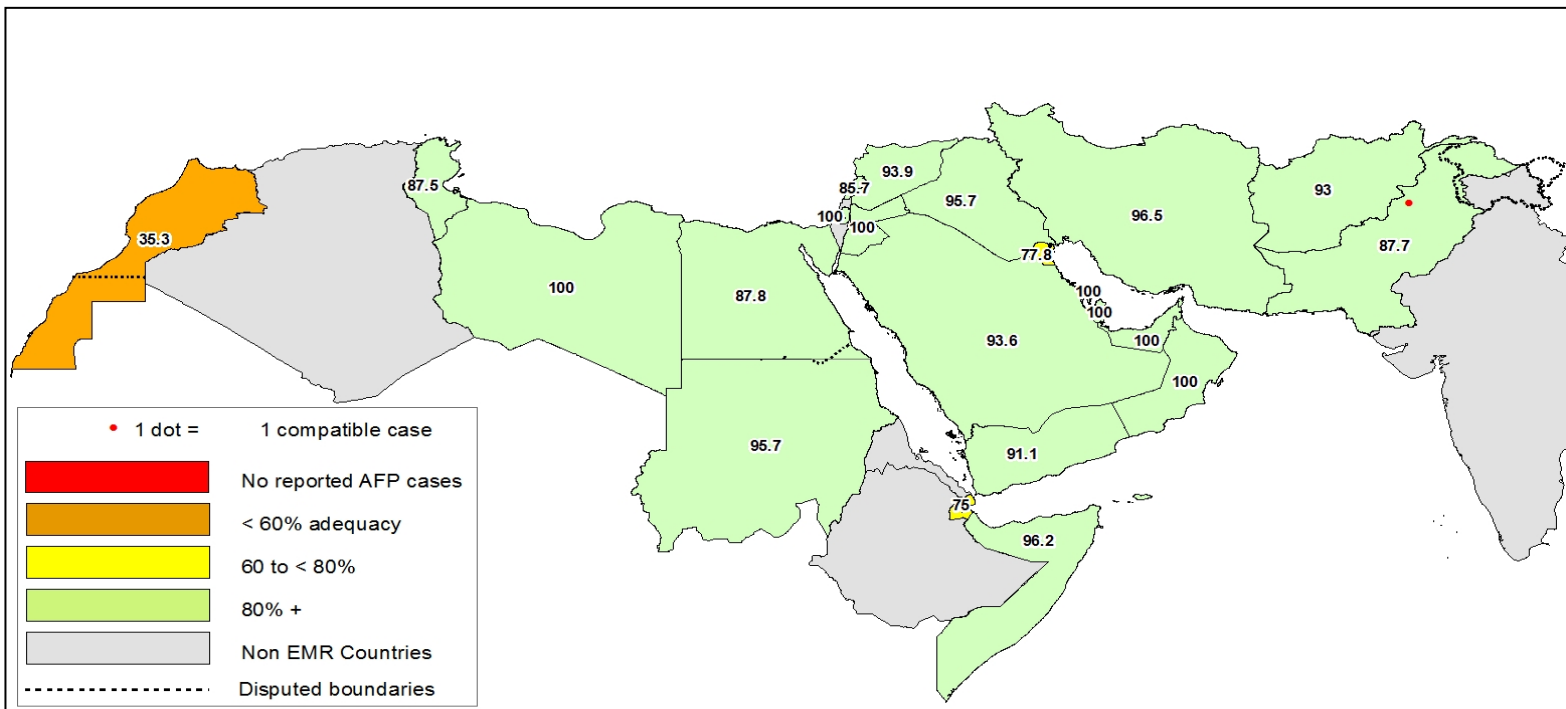
Table 7: Environmental Wild/VPV isolate by site 2020-2021

YEAR	COUNTRY	LAB RESULTS	PROVINCE	Count	First date	Last date			
2020	AFG	Wild	HILMAND	10	1/Jan/20	24/Aug/20			
			HIRAT	4	26/Apr/20	23/Aug/20			
			KABUL	1	26/Sep/20	26/Sep/20			
			KANDAHAR	9	28/Jan/20	25/Jun/20			
			KHOST	1	25/Apr/20	25/Apr/20			
			KUNDUZ	1	27/Sep/20	27/Sep/20			
			NANGARHAR	2	26/Jan/20	6/Oct/20			
			Wild+cVDPV2	HILMAND	1	6/Sep/20	6/Sep/20		
			KANDAHAR	4	25/Jun/20	6/Dec/20			
			NANGARHAR	2	8/Jan/20	25/Jul/20			
			cVDPV2	HILMAND	34	27/May/20	27/Dec/20		
			HIRAT	3	26/Sep/20	26/Dec/20			
			KABUL	19	26/Apr/20	5/Nov/20			
		KANDAHAR	35	9/Jul/20	27/Dec/20				
		KHOST	6	24/Jun/20	23/Nov/20				
		KUNAR	5	6/Jun/20	7/Nov/20				
		KUNDUZ	2	23/Aug/20	24/Oct/20				
		LAGHMAN	4	24/Jul/20	6/Oct/20				
		NANGARHAR	58	7/Jan/20	23/Dec/20				
		PAKTYA	1	26/Jul/20	26/Jul/20				
		aVDPV2	HILMAND	1	27/Sep/20	27/Sep/20			
		KABUL	1	26/Dec/20	26/Dec/20				
		AFG Total		204		1/Jan/20	27/Dec/20		
EGY	EGY	aVDPV2	GIZA	1	21/Sep/20	21/Sep/20			
EGY Total		1		21/Sep/20	21/Sep/20				
IRN	IRN	cVDPV2	S & B	3	3/Oct/20	25/Dec/20			
IRN Total		3		3/Oct/20	25/Dec/20				
PAK	PAK	Wild	AJK	1	25/Feb/20	25/Feb/20			
			BALOCHISTAN	71	1/Jan/20	21/Sep/20			
			GBALISTAN	1	12/May/20	12/May/20			
			ISLAMABAD	5	16/Jan/20	10/Nov/20			
			KPAKHTUNKHWA	23	28/Jan/20	18/Dec/20			
			PUNJAB	122	4/Jan/20	28/Dec/20			
			SINDH	114	3/Jan/20	8/Dec/20			
			Wild+cVDPV2	BALOCHISTAN	27	1/Feb/20	21/Dec/20		
			KPAKHTUNKHWA	1	11/Mar/20	11/Mar/20			
			PUNJAB	14	4/Jan/20	12/Oct/20			
			SINDH	49	3/Jan/20	10/Dec/20			
			Wild+aVDPV2	BALOCHISTAN	1	17/Dec/20	17/Dec/20		
			PUNJAB	5	16/Mar/20	21/Dec/20			
		cVDPV2	BALOCHISTAN	15	2/Jun/20	28/Dec/20			
		KPAKHTUNKHWA	5	10/Jan/20	15/Oct/20				
		PUNJAB	3	16/Jan/20	18/Dec/20				
		SINDH	21	8/Jun/20	10/Dec/20				
		aVDPV2	BALOCHISTAN	3	17/Sep/20	17/Nov/20			
		KPAKHTUNKHWA	6	10/Apr/20	2/Dec/20				
		PUNJAB	5	4/May/20	30/Dec/20				
		SINDH	2	13/Oct/20	3/Nov/20				
		PAK Total		494		1/Jan/20	30/Dec/20		
		SOM	SOM	cVDPV2	BANADIR	23	5/Jan/20	24/Oct/20	
BAY	2				19/Jun/20	20/Jun/20			
LOWER JUBA	1				8/Sep/20	8/Sep/20			
SOM Total		26		5/Jan/20	24/Oct/20				
SUD	SUD	cVDPV2	KHARTOUM	14	29/Mar/20	9/Nov/20			
SUD Total		14		29/Mar/20	9/Nov/20				
2020 Total				742	1/Jan/20	30/Dec/20			
2021	AFG	Wild+cVDPV2	HILMAND	1	23/Feb/21	23/Feb/21			
			cVDPV2	HILMAND	14	4/Jan/21	24/Mar/21		
			HIRAT	1	23/Mar/21	23/Mar/21			
			KABUL	1	6/Mar/21	6/Mar/21			
			KANDAHAR	16	5/Jan/21	24/Mar/21			
			KUNDUZ	1	23/Feb/21	23/Feb/21			
			NANGARHAR	3	5/Jan/21	7/Mar/21			
			aVDPV2	KABUL	1	3/Feb/21	3/Feb/21		
			KANDAHAR	1	7/Mar/21	7/Mar/21			
			AFG Total		39		4/Jan/21	24/Mar/21	
			EGY	EGY	cVDPV2	ALEXANDRIA	2	10/Jan/21	25/Feb/21
						ASWAN	2	20/Jan/21	9/Feb/21
						BENI SUEF	1	27/Jan/21	27/Jan/21
		GIZA				1	31/Jan/21	31/Jan/21	
		KAFR EL-SHEIKH				1	27/Jan/21	27/Jan/21	
		QENA				2	23/Jan/21	23/Feb/21	
		EGY Total		9		10/Jan/21	25/Feb/21		
		IRN	IRN	cVDPV2	S & B	1	20/Feb/21	20/Feb/21	
		IRN Total		1		20/Feb/21	20/Feb/21		
		PAK	PAK	Wild	BALOCHISTAN	6	20/Jan/21	28/Feb/21	
					ISLAMABAD	3	11/Jan/21	17/Mar/21	
					KPAKHTUNKHWA	5	18/Jan/21	10/Mar/21	
					PUNJAB	12	4/Jan/21	5/Apr/21	
					SINDH	8	4/Jan/21	7/Apr/21	
					Wild+cVDPV2	BALOCHISTAN	10	2/Jan/21	29/Mar/21
					KPAKHTUNKHWA	1	11/Jan/21	11/Jan/21	
					PUNJAB	2	11/Jan/21	18/Jan/21	
				SINDH	2	2/Mar/21	10/Mar/21		
				Wild+aVDPV2	BALOCHISTAN	1	1/Jan/21	1/Jan/21	
				PUNJAB	1	8/Jan/21	8/Jan/21		
				SINDH	2	12/Jan/21	4/Feb/21		
				cVDPV2	BALOCHISTAN	10	1/Jan/21	2/Apr/21	
				KPAKHTUNKHWA	2	16/Jan/21	2/Mar/21		
SINDH	3			12/Jan/21	9/Feb/21				
aVDPV2	AJK			1	16/Mar/21	16/Mar/21			
KPAKHTUNKHWA	3			1/Mar/21	18/Mar/21				
PUNJAB	4	1/Mar/21	18/Mar/21						
SINDH	4	12/Jan/21	8/Mar/21						
PAK Total		80		1/Jan/21	7/Apr/21				
2021 Total				129	1/Jan/21	7/Apr/21			

**Figure 1: Non Polio AFP Rate and Wild Virus in EMR 01/01/2021 - 25/04/2021**



**Figure 2: Percent of AFP cases with Adequate Samples & Compatible Cases in EMR 01/01/2021 - 25/04/2021**

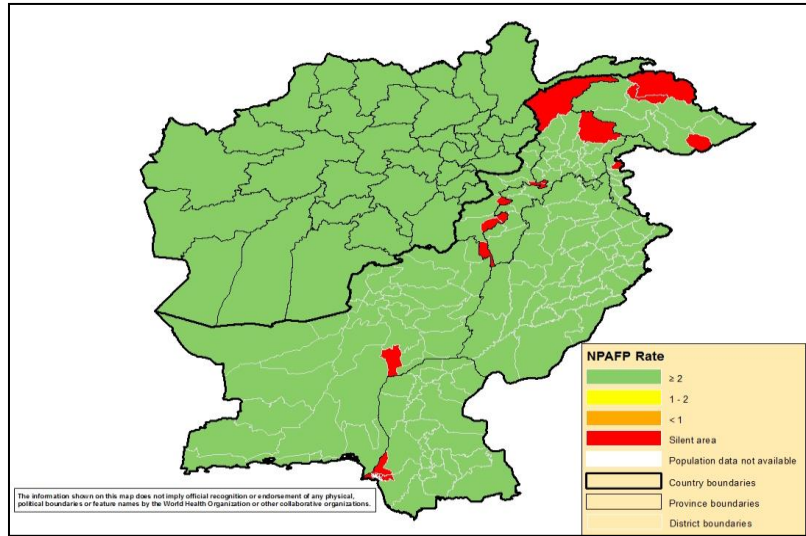


**Table 8: Wild polio cases by country and date of onset of paralysis in EMR, 2020 - 2021**

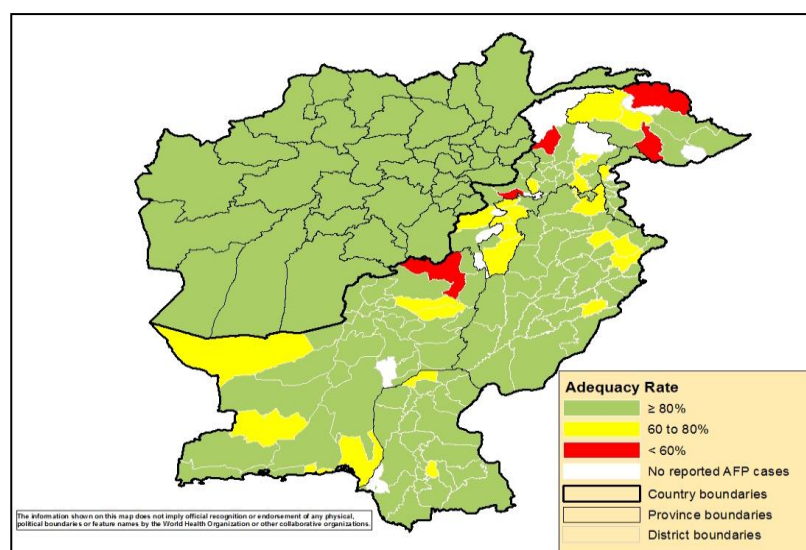
Year	COUNTRY	Count	First Case	Last Case
2020	AFG	56	4-Jan-20	19-Oct-20
	PAK	84	1-Jan-20	23-Nov-20
<b>2020 Total</b>		<b>140</b>	<b>1-Jan-20</b>	<b>23-Nov-20</b>
2021	AFG	1	1-Jan-21	1-Jan-21
	PAK	1	27-Jan-21	27-Jan-21
<b>2021 Total</b>		<b>2</b>	<b>1-Jan-21</b>	<b>27-Jan-21</b>



**Figure 3: Non Polio AFP rate by Province in Afghanistan & by District in Pakistan 01/01/2021 - 25/04/2021**

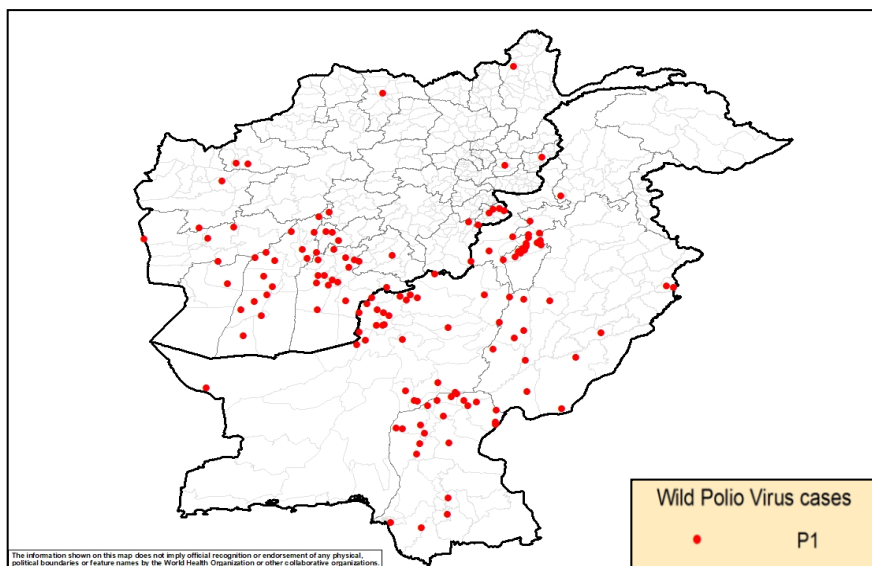


**Figure 4: Percent of AFP cases with Adequate Samples in Afghanistan by Province & Pakistan by District 01/01/2021 - 25/04/2021**

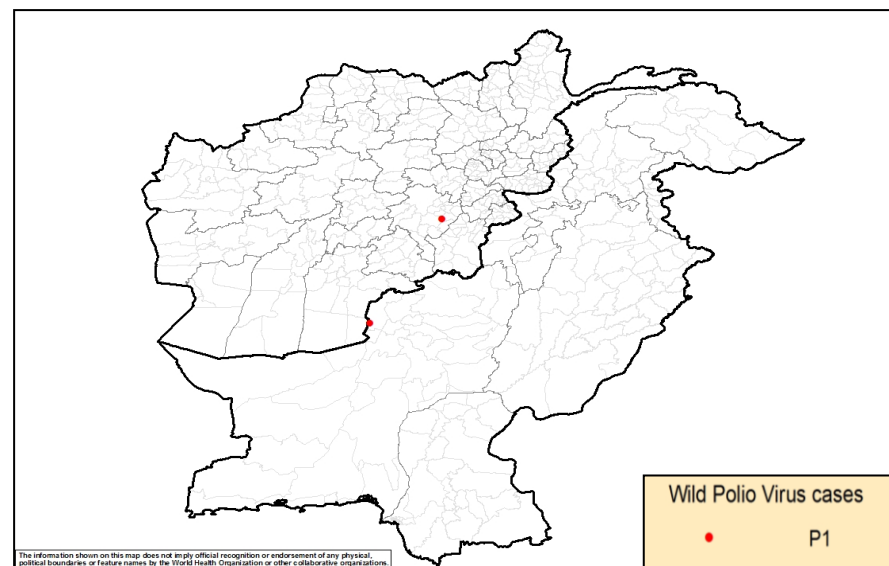


**Figure 5: Wild Virus Cases by Type & District in Afghanistan & Pakistan**

**5(a) 01/01/2020 - 31/12/2020**



**5(b) 01/01/2021 - 25/04/2021**



## World Health Organization – Regional Office for Eastern Mediterranean

## AFP SURVEILLANCE

Week 16, ending 25 April 2021

26-Apr-21

Number 1177

**Table 9: Wild Polio cases by district and date of onset of paralysis, Afghanistan 2020-2021**

ONSETYR	PROVINCE	DISTRICT	Count	First case	Last case
2020	BALKH	DEHDADI	1	15-Mar-20	15-Mar-20
	HIRAT	PASHTUNZARGHUN	1	29-Jun-20	29-Jun-20
		SHINDAND	1	21-Mar-20	21-Mar-20
	FARAH	BALABULUK	2	11-May-20	17-May-20
		ANARDARA	1	6-May-20	6-May-20
		BAKWA	1	4-Feb-20	4-Feb-20
	BADGHIS	QALA-E-NAW	1	5-Sep-20	5-Sep-20
		QADIS	1	13-May-20	13-May-20
	KUNAR	SHIGAL WA SHEL TAN	1	5-Mar-20	5-Mar-20
	LAGHMAN	MEHTARLAM	1	10-Feb-20	10-Feb-20
	PAKTIKA	NAKA	1	12-Aug-20	12-Aug-20
	KHOST	NADIRSHAHKOT	1	7-Sep-20	7-Sep-20
		BAK	2	3-Sep-20	7-Sep-20
		SABARI	1	8-Aug-20	8-Aug-20
		SPERA	1	1-Aug-20	1-Aug-20
	KANDAHAR	MARUF	1	14-Oct-20	14-Oct-20
		KANDAHAR	3	22-Jun-20	13-Sep-20
		ZHERAY	3	20-Jul-20	24-Aug-20
		SPINBOLDAK	1	25-Jul-20	25-Jul-20
		PANJWAYI	1	10-Jun-20	10-Jun-20
		SHAHWALIKOT	3	4-Mar-20	6-Jun-20
		NESH	1	23-May-20	23-May-20
		GHORAK	1	19-Mar-20	19-Mar-20
	ZABUL	QALAT	1	6-Aug-20	6-Aug-20
		ARGHANDAB	1	14-Jul-20	14-Jul-20
		MIZAN	1	21-Jan-20	21-Jan-20
	HILMAND	NAD-E-ALI	2	1-May-20	19-Oct-20
		WASHER	3	4-Jan-20	19-Oct-20
		BAGHRAN	2	16-Jul-20	4-Sep-20
		KAJAKI	2	10-Jun-20	27-Jul-20
		REG	4	25-May-20	3-Jun-20
		DEH-E-SHU	1	27-May-20	27-May-20
NAWZAD		1	11-May-20	11-May-20	
SANGIN		1	7-May-20	7-May-20	
URUZGAN	SHAHID-E-HASSAS	3	14-Jun-20	12-Jul-20	
	TIRINKOT	1	28-May-20	28-May-20	
NIMROZ	KHASHROD	1	28-Feb-20	28-Feb-20	
BADAKHSHAN	YAWAN	1	10-Mar-20	10-Mar-20	
<b>2020 Total</b>			<b>56</b>	<b>4-Jan-20</b>	<b>19-Oct-20</b>
2021	GAZNI	ANDAR	1	1-Jan-21	1-Jan-21
<b>2021 Total</b>			<b>1</b>	<b>1-Jan-21</b>	<b>1-Jan-21</b>

## World Health Organization – Regional Office for Eastern Mediterranean

## AFP SURVEILLANCE

Week 16, ending 25 April 2021

26-Apr-21

Number 1177

Table 10: Wild Polio cases by district and date of onset of paralysis, Pakistan 2020-2021

ONSETYR	PROVINCE	DISTRICT	Count	First case	Last case
2020	KHYBER PAKHTUNKHWA	PESHAWAR	1	13-Jul-20	13-Jul-20
		WAZIR-S	2	21-Feb-20	8-Jun-20
		BANNU	1	27-Apr-20	27-Apr-20
		TANK	4	11-Jan-20	15-Mar-20
		KARAK	2	20-Jan-20	13-Mar-20
		LAKKIMRWT	12	2-Jan-20	9-Mar-20
	BALOCHISTAN	KABDULAH	3	11-May-20	23-Nov-20
		QUETTA	5	17-Jul-20	5-Nov-20
		MASTUNG	1	15-Oct-20	15-Oct-20
		PISHIN	6	31-Jan-20	3-Oct-20
		KSAIFULAH	1	1-Sep-20	1-Sep-20
		CHAGHAI	1	4-Jun-20	4-Jun-20
		DUKKI	1	26-May-20	26-May-20
		JHALMAGSI	1	19-Apr-20	19-Apr-20
		ZHOB	2	22-Feb-20	13-Apr-20
		NSIRABAD	2	3-Jan-20	13-Apr-20
		SOHBATPUR	1	12-Feb-20	12-Feb-20
		JAFARABAD	1	12-Feb-20	12-Feb-20
		SIBI	1	7-Feb-20	7-Feb-20
		PUNJAB	LAYYAH	1	21-Oct-20
	MUZFARGARH		1	4-Oct-20	4-Oct-20
	VEHARI		1	16-Sep-20	16-Sep-20
	DGKHAN		5	18-Jan-20	14-Sep-20
	BAHAWALPUR		2	17-Aug-20	5-Sep-20
	RYKHAN		1	1-Sep-20	1-Sep-20
	LAHORE		2	12-Jun-20	24-Jul-20
	RAJANPUR		1	2-Jun-20	2-Jun-20
	SINDH	JACOBABAD	4	7-Feb-20	14-Jul-20
		GHOTKI	4	2-Mar-20	9-Jul-20
		KHILANDHI	1	9-Jun-20	9-Jun-20
		LARKANA	1	21-May-20	21-May-20
		KAMBAR	3	8-Jan-20	11-Apr-20
		KHAIRPUR	1	27-Mar-20	27-Mar-20
		NFEROZ	2	8-Feb-20	22-Feb-20
		SHIKARPUR	1	11-Feb-20	11-Feb-20
		KASHMORE	2	16-Jan-20	3-Feb-20
SUJAWAL		1	7-Jan-20	7-Jan-20	
T.ALLAHYAR		1	7-Jan-20	7-Jan-20	
BADIN		1	1-Jan-20	1-Jan-20	
<b>2020 Total</b>			<b>84</b>	<b>1-Jan-20</b>	<b>23-Nov-20</b>
2021	BALOCHISTAN	KABDULAH	1	27-Jan-21	27-Jan-21
<b>2021 Total</b>			<b>1</b>	<b>27-Jan-21</b>	<b>27-Jan-21</b>

World Health Organization – Regional Office for Eastern Mediterranean

AFP SURVEILLANCE

26-Apr-21

Week 16, ending 25 April 2021

Number 1177

Table 11: Circulating VDPV2 cases and date of onset of paralysis in EMR countries by provinces 2020-2021

YEAR	COUNTRY	PROVINCE	Count	First Case	Last Case	
2021	AFG	FARAH	4	1-Jan-21	24-Feb-21	
		LOGAR	1	19-Feb-21	19-Feb-21	
		KANDAHAR	1	16-Feb-21	16-Feb-21	
		WARDAK	1	3-Mar-21	3-Mar-21	
		HIRAT	3	20-Feb-21	18-Mar-21	
		BADGHIS	5	12-Jan-21	10-Mar-21	
		FARYAB	1	28-Jan-21	28-Jan-21	
		HILMAND	2	5-Jan-21	11-Mar-21	
		GHAZNI	7	8-Jan-21	15-Mar-21	
		ZABUL	8	7-Jan-21	7-Mar-21	
		KHYBER PAKHTUNKHWA	1	14-Jan-21	14-Jan-21	
		PUNJAB	1	7-Jan-21	7-Jan-21	
		SINDH	2	5-Jan-21	7-Jan-21	
BALUCHISTAN	2	2-Jan-21	3-Jan-21			
<b>Total 2021</b>			<b>39</b>	<b>1-Jan-21</b>	<b>18-Mar-21</b>	
2020	SOM	LOWER JUBA	1	29-Aug-20	29-Aug-20	
		AWDAL	1	1-Aug-20	1-Aug-20	
		GALBEED	1	29-Sep-20	29-Sep-20	
		HIRAN	1	18-Oct-20	18-Oct-20	
		MIDDLE SHABELLE	1	17-Jul-20	17-Jul-20	
		BAY	2	3-Sep-20	25-Oct-20	
		BANADIR	7	18-Jun-20	30-Sep-20	
		SOUTH DARFUR	3	7-Mar-20	18-Dec-20	
		NORTH DARFUR	2	26-Nov-20	13-Dec-20	
		EAST DARFUR	3	12-May-20	24-Jul-20	
	SUD	KHARTOUM	4	15-Jul-20	16-Nov-20	
		KASSALA	11	28-Jul-20	6-Nov-20	
		GEZIRA	5	9-Jul-20	19-Sep-20	
		RIVER NILE	5	29-Jun-20	27-Sep-20	
		RED SEA	8	29-Apr-20	29-Nov-20	
		WEST DARFUR	1	19-May-20	19-May-20	
		BLUE NILE	4	7-Aug-20	26-Nov-20	
		SOUTH KORDOFAN	2	20-Nov-20	25-Nov-20	
		NORTH KORDOFAN	3	29-Aug-20	2-Dec-20	
		SENNAR	1	16-Aug-20	16-Aug-20	
		WHITE NILE	3	15-Jun-20	22-Aug-20	
		GEDARIF	3	1-Apr-20	1-Aug-20	
		AFG	FARAH	17	1-Jun-20	27-Dec-20
			BALKH	2	29-Oct-20	3-Nov-20
			BADGHIS	10	1-Nov-20	27-Dec-20
			FARYAB	1	18-Oct-20	18-Oct-20
			SAMANGAN	1	1-Nov-20	1-Nov-20
	HIRAT		2	10-Aug-20	15-Aug-20	
	LOGAR		4	20-Aug-20	18-Nov-20	
	KANDAHAR		75	4-Aug-20	30-Dec-20	
	HILMAND		40	1-Aug-20	24-Dec-20	
	JAWZIAN		3	4-Aug-20	21-Nov-20	
	KABUL		7	6-Jul-20	12-Oct-20	
	NURISTAN		2	21-Jun-20	13-Jul-20	
	NIMROZ		3	6-Jul-20	8-Aug-20	
	KHOST		17	5-Jul-20	19-Oct-20	
	PAKTYA		5	18-Jun-20	25-Oct-20	
	KUNDUZ		3	28-Aug-20	3-Oct-20	
	PAKTIKA		5	25-Aug-20	7-Oct-20	
	GHAZNI		7	29-Aug-20	26-Dec-20	
	BADAKHSHAN		1	23-Apr-20	23-Apr-20	
	LAGHMAN		14	20-May-20	23-Sep-20	
	TAKHAR		1	20-Sep-20	20-Sep-20	
	ZABUL		12	17-Sep-20	15-Nov-20	
	GHOR		1	14-Nov-20	14-Nov-20	
	URUZGAN		15	28-Aug-20	22-Dec-20	
	PARWAN		1	4-Sep-20	4-Sep-20	
	WARDAK		5	6-Sep-20	22-11-20	
	KUNAR		9	6-Apr-20	29-Sep-20	
	NANGARHAR		45	5-Feb-20	21-Sep-20	
	PAK		SINDH	45	2-May-20	28-Nov-20
			BALUCHISTAN	23	29-Feb-20	24-Dec-20
PUNJAB			25	5-Feb-20	5-Nov-20	
KHYBER PAKHTUNKHWA			42	2-Jan-20	24-May-20	
<b>Total 2020</b>			<b>515</b>	<b>2-Jan-20</b>	<b>30-Dec-20</b>	

VDPV2 isolates, EMR countries, 2021

