

## Highlights of Polio Fax Bulletin No. 1176 for Week 15 2021

### I. Salient features this week

1. Polio eradication teams at the Regional and Country levels continue to contribute to the COVID19 Response, particularly in areas of surveillance (field and laboratory), data analysis, communications and coordination.
2. No new wild poliovirus type-1 (WPV1) cases reported this week, but three new positive environmental samples collected in 2021 from Pakistan were reported.
3. No new circulating vaccine derived poliovirus type-1 (cVDPV1) cases reported this week, but a VDPV1 case was reported from Afghanistan in 2021. Investigations of this case are underway for classification.
4. No new cVDPV2 cases reported this week, but four new positive environmental samples (Afghanistan 3 and Pakistan 1) were reported in 2021.

*Advance notification: An aVDPV3 is detected from an environmental sample in Palestine (Ramallah district, West Bank). The sample was collected on 1 February 2021.*

### II. Wild Poliovirus Type-1 (WPV1) Transmission

WPV1 transmission continues though restricted globally to only two countries in the EMR namely Pakistan and Afghanistan – the remaining polio endemic countries in the world.

As of week 15 of 2021, two WPV1 cases were reported [58 in the same period in 2020; Afghanistan – 12, Pakistan - 46].

- a. *Human samples:* No new wild poliovirus cases reported this week, but three positive environmental samples reported from Pakistan collected in 2021.

#### Afghanistan:

In 2021 to date, **1 WPV1** case has been reported so far from Southeast Region with onset of paralysis **1 January 2021**.

#### Pakistan:

In 2021 to date, **1 WPV1** case has been reported so far from Balochistan province with date of onset **27 January 2021**.

- b. *Environmental samples:* Three new WPV1 positive environmental sample from Pakistan in 2021 reported this week.
  - **Afghanistan:** In 2021 to date, there is **1** WPV1 combined with cVDPV2 positive environmental sample reported with collection date on **23 February 2021**.
  - **Pakistan:** In 2021, there are **52** WPV1 positive environmental samples (including 15 mixture of WPV1 and cVDPV2 and 4 mixture of WPV1 and aVDPV2) with most recent sample collected on **5 April 2021**.

- III. **Vaccine Derived Polioviruses (VDPVs):** One new VDPV1 case from Afghanistan in 2021 reported this week. In addition, four new cVDPV2 positive environmental samples were reported (Afghanistan 3 and Pakistan 1; collected in 2021).

In 2021, 1 cVDPV1 reported from Yemen and 38 cVDPV2 cases were reported (Afghanistan 32 and Pakistan 6). In 2020, a total of 31 cVDPV1 cases reported from Yemen and a total number of 515 cVDPV2 cases (308 from Afghanistan, 135 from Pakistan, 14 from Somalia and 58 from Sudan).

1. **Outbreaks:** *Six countries have VDPVs outbreaks, five with cVDPV2 and one with cVDPV1.*

**Afghanistan:** One new VDPV1 case in 2021 reported this week and three new cVDPV2 positive environmental samples were collected in 2021.

The VDPV1 case is reported from Central Region (Kabul province) with date of onset 22 February 2021.

In 2021 to date, there are **32 cVDPV2** cases: Eleven each from West Region and South Region, seven from South East Region, two from Central Region and one from North Region. **The most recent case had onset on 15 March 2021.**

*Environment:* In 2021 to date, there are **37** cVDPV2 positive environmental samples including 1 mixture of WPV1 and cVDPV2 reported with **most recent sample collected on 24 March 2021**.

**Pakistan:** No new VDPV cases reported, but one new cVDPV2 positive environmental sample was reported this week.

In 2021, there is **six** cVDPV2 cases reported two each from Sindh and Balochistan provinces and one each from KP and Punjab provinces with **most recent onset on 14 January 2021**. In 2020, there are **135** cVDPV2 cases reported: 45 from Sindh province, 42 from KP, 25 from Punjab and 23 from Balochistan, with **most recent case's onset on 24 December 2020**.

*Environment:* In 2021 to date; there are **27** cVDPV2 positive samples including 15 mixture of WPV1 and cVDPV2 with **most recent sample collected on 29 March 2021**.

**SOMALIA:** No new VDPV cases or positive environmental samples reported this week.

In 2020 to date, **14** cVDPV2 cases reported, seven from Banadir province, two from Bay and one each from Lower Juba, Middle Shabelle, Galbeed, Hiran and Awdal provinces, with **most recent date of onset 25 October 2020**. Also, there are **26** cVDPV2 positive environmental samples reported, the most recent collected on 24 October 2020.

**SUDAN:** No new VDPV cases or positive environmental samples reported this week. No cVDPV2 isolates from human or environmental sample in 2021 so far. In 2020 to date, **58** cVDPV2 cases reported. ***The most recent case has onset of paralysis on 18 December 2020.***

**Egypt:** In 2021, **nine** cVDPV2 positive samples collected two each from Aswan, Qena and Alexandria province and one each from Beni Suef, Kafr El Sheikh and Giza provinces. The samples are genetically related with each other and belong to CHA-NDG-1 emergence (importation from Sudan/Chad). ***Date of the recent most cVDPV2 positive environmental sample is 25 February 2021.***

**YEMEN:** No new VDPV cases reported this week.

In 2021 to date, **1** cVDPV1 case was reported with date of onset on 13 January 2021.

**VDPV Events:** There is one country having an Event due to VDPV2. Response per WHO's SOPs are ongoing.

**Iran:** In 2021 to date, **1** cVDPV2 positive environmental sample was collected from Zehedan district, Sistan & Balochistan province. The isolate is genetically related with earlier Pakistan virus. ***Date of collection was on 20 February 2021.***

#### IV. Surveillance performance indicators

In 2021, 11 out of 22 member states (14 in the same period in 2020) are meeting the global target of both key surveillance indicators: non polio AFP rate of 2/100,000 children aged below 15 years and percent AFP cases with adequate specimen 80% and above.

- Morocco and Tunisia are missing both indicators as their non-polio AFP rates are 0.6 and 0.5 and their percentage of AFP cases with adequate stool specimens is 35.3%, and 75.0%, respectively.
- Bahrain, Jordan, Lebanon, Oman, Palestine, Qatar, Saudi Arabia and United Arab Emirates have a non-polio AFP rate of 1.1, 0.2, 1.5, 0.3, 0.5, 0.8, 1.8 and 0.9 respectively.
- Djibouti has AFP cases with adequate stool specimens is 75.0%.

## World Health Organization – Regional Office for Eastern Mediterranean

## AFP SURVEILLANCE

19-Apr-21

Week 15, ending 18 April 2021

Number 1176

Table 1: Acute Flaccid Paralysis (AFP) cases by week of onset

Country	Reported AFP cases by week of onset - Week (15/21) / Ending on : 18/04/2021														
	Total AFP 2019	Total AFP 2020	Total AFP to date, 2021	W04 31 Jan 21	W05 07 Feb 21	W06 14 Feb 21	W07 21 Feb 21	W08 28 Feb 21	W09 7 Mar 21	W10 14 Mar 21	W11 21 Mar 21	W12 28 Mar 21	W13 4 Apr 21	W14 11 Apr 21	W15 18 Apr 21
Afghanistan	3768	3972	1170	61	85	81	86	72	98	83	75	82	80	77	4
Bahrain	17	15	1	0	0	0	0	0	0	1	0	0	0	0	
Djibouti	5	5	4	0	0	0	0	1	0	0	0	0	0	1	0
Egypt	1343	1009	353	21	27	25	15	24	38	49	46	20	21	3	
Iran	1070	618	154	19	17	25	15	7	13	4	3	2	0	0	
Iraq	1157	476	222	18	16	14	15	11	16	13	6	16	12	9	
Jordan ****	113	32	2	1	0	0	0	0	0	0	0	0	0		
Kuwait	48	36	8	2	1	0	0	0	0	0	1	0	0	0	
Lebanon ****	87	49	7	0	0	2	0	0	0	0	1	0	1	0	
Libya	107	95	23	1	1	1	3	0	0	3	3	4	3	1	
Morocco	247	87	17	0	1	2	2	0	1	3	3	1	2	0	
Oman	30	22	1	0	0	0	0	0	0	0	0	0	0	0	
Pakistan	15218	11969	3056	211	223	244	250	242	234	199	205	240	163	33	1
Palestine ****	62	16	3	0	1	0	0	0	0	0	0	0	0	0	
Qatar	9	9	1	0	0	0	0	0	0	1	0	0	0	0	
Saudi Arabia	236	200	45	6	1	9	2	1	2	1	3	2	1	0	
Somalia	361	378	102	11	9	10	10	11	9	6	7	4	3	2	0
Sudan	608	733	176	12	16	9	10	17	10	16	9	11	7	5	1
Syria ****	377	343	103	7	7	5	7	10	11	12	7	15	7	3	
Tunisia	79	40	4	0	0	0	0	0	0	1	0	0	0	0	
U.A.E	50	19	4	0	0	0	0	0	2	0	0	0	0	0	
Yemen	779	825	236	23	22	15	16	19	14	28	16	19	9	6	
<b>Total EMR</b>	<b>25771</b>	<b>20948</b>	<b>5692</b>	<b>393</b>	<b>427</b>	<b>442</b>	<b>431</b>	<b>415</b>	<b>448</b>	<b>420</b>	<b>385</b>	<b>416</b>	<b>309</b>	<b>140</b>	<b>6</b>

No data = No report received

Table 2: Confirmed polio cases by month of onset

Country	Total year 2019	Total year 2020	18/04		Confirmed polio cases by month of onset											
			2020	2021	May 2020	June 2020	July 2020	August 2020	September 2020	October 2020	November 2020	December 2020	January 2021	February 2021	March 2021	April 2021
Afghanistan	29	56	12	1	12	10	7	6	6	3	0	0	1	0		
Bahrain	0	0	0	0	0	0	0	0	0	0	0	0	0	0		
Djibouti	0	0	0	0	0	0	0	0	0	0	0	0	0	0	0	
Egypt	0	0	0	0	0	0	0	0	0	0	0	0	0	0		
Iran	0	0	0	0	0	0	0	0	0	0	0	0	0	0		
Iraq	0	0	0	0	0	0	0	0	0	0	0	0	0	0		
Jordan ****	0	0	0	0	0	0	0	0	0	0	0	0	0	0	0	
Kuwait	0	0	0	0	0	0	0	0	0	0	0	0	0	0		
Lebanon ****	0	0	0	0	0	0	0	0	0	0	0	0	0	0		
Libya	0	0	0	0	0	0	0	0	0	0	0	0	0	0		
Morocco	0	0	0	0	0	0	0	0	0	0	0	0	0	0		
Oman	0	0	0	0	0	0	0	0	0	0	0	0	0	0	0	
Pakistan	147	84	46	1	6	6	6	5	7	4	2	0	1	0		
Palestine ****	0	0	0	0	0	0	0	0	0	0	0	0	0	0	0	
Qatar	0	0	0	0	0	0	0	0	0	0	0	0	0	0		
Saudi Arabia	0	0	0	0	0	0	0	0	0	0	0	0	0	0		
Somalia	0	0	0	0	0	0	0	0	0	0	0	0	0	0		
Sudan	0	0	0	0	0	0	0	0	0	0	0	0	0	0		
Syria ****	0	0	0	0	0	0	0	0	0	0	0	0	0	0		
Tunisia	0	0	0	0	0	0	0	0	0	0	0	0	0	0		
U.A.E	0	0	0	0	0	0	0	0	0	0	0	0	0	0		
Yemen	0	0	0	0	0	0	0	0	0	0	0	0	0	0		
<b>Total EMR</b>	<b>176</b>	<b>140</b>	<b>58</b>	<b>2</b>	<b>18</b>	<b>16</b>	<b>13</b>	<b>11</b>	<b>13</b>	<b>7</b>	<b>2</b>	<b>0</b>	<b>2</b>	<b>0</b>	<b>0</b>	<b>0</b>

\*\*\*\* UNRWA cases are included with those of country of residence

## AFP SURVEILLANCE

Week 15, ending 18 April 2021

19-Apr-21

Number 1175

Table 3: Investigation of AFP cases with paralysis onset in 2020 &amp; 2021 up to Week (15/21) / Ending on : 18/04/2021)

COUNTRY	2020												2021												Latest line List Date		
	AFP									Specimen		Wild cases ****		AFP									Specimen			Wild cases ****	
	Total AFP cases onset 2020	Case classification					Non polio AFP rate **	AFP cases pending classification > 90 days from onset of paralysis	AFP cases pending classification and lab > 90 days from onset of paralysis	% with *** adequate specimens	Wild P1 Poliovirus	Wild P3 Poliovirus	Total AFP cases onset 2021	Case classification					Annualized Non polio AFP rate **	AFP cases pending classification > 90 days from onset of paralysis	AFP cases pending classification and lab > 90 days from onset of paralysis	% with *** adequate specimens	Wild P1 Poliovirus	Wild P3 Poliovirus			
		Total Confirmed Polio Cases *	Polio Compatible	Pending Classification	Discarded (non polio AFP)	VDPV *****								Total Confirmed Polio Cases *	Polio Compatible	Pending Classification	Discarded (non polio AFP)	VDPV *****									
Afghanistan	3972	56	2	2	3599	314	18.5	2	0	92.6	56	0	1170	1	0	237	897	35	18.3	17	0	93.0	1	0	18/04/2021		
Bahrain	15	0	0	0	15	0	5.0	0	0	93.3	0	0	1	0	0	1	0	0	1.1	0	0	100.0	0	0	15/04/2021		
Djibouti	5	0	0	0	5	0	1.4	0	0	100.0	0	0	4	0	0	4	0	0	3.5	0	0	75.0	0	0	18/04/2021		
Egypt	1009	0	0	0	1009	0	2.6	0	0	94.6	0	0	353	0	0	97	256	0	3.0	1	0	91.2	0	0	15/04/2021		
Iran	618	0	0	0	618	0	3.0	0	0	98.5	0	0	154	0	0	10	144	0	2.6	0	0	96.1	0	0	11/04/2021		
Iraq	476	0	0	0	476	0	2.8	0	0	93.3	0	0	222	0	0	30	192	0	4.3	1	0	95.5	0	0	17/04/2021		
Jordan	32	0	0	0	32	0	0.8	0	0	96.9	0	0	2	0	0	0	2	0	0.2	0	0	100.0	0	0	07/04/2021		
Kuwait	36	0	0	0	36	0	4.1	0	0	91.7	0	0	8	0	0	1	7	0	3.1	0	0	87.5	0	0	11/04/2021		
Lebanon	49	0	0	0	49	0	3.1	0	0	89.8	0	0	7	0	0	4	3	0	1.5	0	0	85.7	0	0	16/04/2021		
Libya	95	0	0	0	94	1	3.6	0	0	100.0	0	0	23	0	0	9	14	0	3.0	0	0	100.0	0	0	17/04/2021		
Morocco	87	0	0	1	86	0	0.9	1	0	78.2	0	0	17	0	0	14	3	0	0.6	0	0	35.3	0	0	16/04/2020		
Oman	22	0	0	0	22	0	1.9	0	0	100.0	0	0	1	0	0	0	1	0	0.3	0	0	100.0	0	0	12/04/2021		
Pakistan	11969	84	27	30	11688	142	15.2	30	0	85.4	84	0	3056	1	1	585	2458	11	10.2	42	0	86.5	1	0	18/04/2021		
Palestine	16	0	0	0	16	0	0.9	0	0	100.0	0	0	3	0	0	3	0	0	0.5	2	0	100.0	0	0	11/04/2021		
Qatar	9	0	0	0	9	0	2.1	0	0	33.3	0	0	1	0	0	1	0	0	0.8	0	0	100.0	0	0	11/04/2021		
Saudi Arabia	200	0	0	0	200	0	2.4	0	0	96.0	0	0	45	0	0	23	22	0	1.8	0	0	95.6	0	0	11/04/2021		
Somalia	378	0	0	6	357	15	4.7	6	1	94.2	0	0	102	0	0	17	85	0	4.2	0	0	96.1	0	0	18/04/2021		
Sudan	733	0	0	0	675	58	3.8	0	0	92.9	0	0	176	0	0	24	152	0	3.1	1	0	97.2	0	0	15/04/2021		
Syria	343	0	0	0	343	0	4.3	0	0	91.0	0	0	103	0	0	24	79	0	4.5	0	0	93.2	0	0	17/04/2021		
Tunisia	40	0	0	0	40	0	1.4	0	0	55.0	0	0	4	0	0	1	3	0	0.5	0	0	75.0	0	0	16/04/2021		
U.A.E	19	0	0	0	19	0	1.5	0	0	100.0	0	0	4	0	0	4	0	0	0.9	2	2	100.0	0	0	12/04/2021		
Yemen	825	0	1	16	777	31	5.4	16	2	88.7	0	0	236	0	0	204	31	1	5.2	7	2	91.1	0	0	17/04/2021		
EMR	20948	140	30	55	20165	561	8.0	55	3	88.6	140	0	5692	2	1	1293	4349	47	6.7	73	4	89.5	2	0			
2019	25771	176	7	0	25559	29	10.2	0	0	89.5	176	0															

\* Confirmed polio cases refer to wild isolation from AFP cases or from contacts of negative index AFP cases

\*\* Non-polio AFP per 100,000 children &lt;15 years

\*\*\* Adequate here refers to two stool specimens collected at least 24 hours apart, within 14 days of paralysis onset and specimens received in the lab in Good Condition

\*\*\*\* AFP cases co infected with P1 and P3 are counted separately as wild isolates

\*\*\*\*\* VDPV cases including all types (ambiguous, immune deficient &amp; circulating)

World Health Organization – Regional Office for Eastern Mediterranean  
AFP SURVEILLANCE  
Week 15, ending 18 April 2021

19-Apr-21  
Number 1176

COUNTRY	2020						2021					
	# OF CONTACTS	LAB RESULTS					# OF CONTACTS	LAB RESULTS				
		WILD	VDPV	SL	NPEV	PENDING		WILD	VDPV	SL	NPEV	PENDING
AFG	1252	14	79	52	270	0	479	0	11	41	65	44
BAH	1	0	0	0	0	0	0	0	0	0	0	0
DJI	2	0	0	0	0	0	1	0	0	0	0	1
EGY	330	0	0	12	32	1	165	0	0	17	12	28
IRN	46	0	0	0	0	0	56	0	0	11	0	6
IRQ	168	0	0	4	10	0	57	0	0	3	6	6
JOR	0	0	0	0	0	0	0	0	0	0	0	0
KUW	0	0	0	0	0	0	0	0	0	0	0	0
LEB	5	0	0	0	0	0	9	0	0	0	0	0
LIB	19	0	0	0	0	0	0	0	0	0	0	0
MOR	8	0	0	0	0	4	5	0	0	0	0	5
OMA	64	0	0	2	8	1	0	0	0	0	0	0
PAK	4654	21	19	379	788	1	1351	0	2	112	143	111
PAL	0	0	0	0	0	0	0	0	0	0	0	0
QAT	0	0	0	0	0	0	0	0	0	0	0	0
SAA	18	0	0	0	0	6	8	0	0	0	0	8
SOM	1109	0	10	19	149	22	295	0	0	0	20	44
SUD	364	0	18	2	14	138	35	0	0	0	0	19
SYR	280	0	0	11	15	0	11	0	0	2	0	3
TUN	6	0	0	0	0	1	1	0	0	0	0	0
UAE	0	0	0	0	0	0	0	0	0	0	0	0
YEM	230	0	0	6	40	1	86	0	0	2	4	59
<b>EMR</b>	<b>8556</b>	<b>35</b>	<b>126</b>	<b>487</b>	<b>1326</b>	<b>175</b>	<b>2559</b>	<b>0</b>	<b>13</b>	<b>188</b>	<b>250</b>	<b>334</b>

Table 4 (B): Most recent wild contacts in EMRO, 2020-2021

Year	Country	Data	
		Count of wild contacts	Date of Most Recent stool collection
2020	Afghanistan	14	26/Jul/20
	Pakistan	21	14/Dec/20
<b>2020 Total</b>		<b>35</b>	<b>14/Dec/20</b>

Table 4 (C): Number of distribution by district of -ve index AFP cases identified as wild positive by contact in EMR, 2020-2021

YEAR	COUNTRY	PROVINCE	DISTRICT	COUNT	First case	Last case	
2020	AFG	KANDAHAR	NESH	1	23-May-20	23-May-20	
			HILMAND	WASHER	1	04-Jan-20	04-Jan-20
				KHASHROD	1	28-Feb-20	28-Feb-20
			FARAH	1	06-May-20	06-May-20	
	PAK	BALOCHISTAN	KSAIFULLAH	1	01-Sep-20	01-Sep-20	
			PUNJAB	LAHORE	1	24-Jul-20	24-Jul-20
				DG KHAN	2	18-Jan-20	05-Jul-20
			KHYBER PAKHTUNKHWA (KP)	KARAK	1	20-Jan-20	20-Jan-20
				SINDH	2	07-Feb-20	14-Jul-20
	<b>2020 Total</b>				<b>11</b>	<b>04-Jan-20</b>	<b>01-Sep-20</b>

Table 5: Laboratory investigation of AFP cases with paralysis onset in 2020 up to Week (15/2021) / Ending on : (18/04/2021)

Country	Polio laboratories  ITD / Nucleotide Sequencing (Nucleotide Sequencing performed by EGY, PAK, TUN, CDC and RIVM laboratories)	AFP cases with specimens	Preliminary virus isolation results of AFP cases						Poliovirus intratypic differentiation results #										Indicators				Latest report Date				
			Referred for ITD		NPEV only	Negative	Pending		Type 1			Type 2			Type 3			Discordant pending sequence	NPEV by PCR	Non-EV	Pending ITD	% specimens positive for NPEV*		% AFP cases with culture results within 14 days	% AFP cases with ITD results within 7 days	% AFP cases with ITD results within 45 days of onset**	
			L20B+	L20B+/NPEV			received < / = 14 days	received > 14 days ago	Wild	Sabin	VDPV	Wild	Sabin	VDPV	Wild	Sabin	VDPV										
Afghanistan	RRL Pakistan	1117	128	16	125	709	125		1	36	1		52	31		38				10	11%	100%	99%	99%	18/04/2021		
Bahrain	NPL Oman / CDC																								18/04/2021		
Djibouti	NPL Kenya / CDC	4					1	3																	18/04/2021		
Egypt***	RRL Egypt	353	42	3	28	228	49	3		2			42						1		7%	100%	100%	99%	18/04/2021		
Iran	NPL Iran / CDC	182	8		3	156	15						6			2					1%	99%	100%	100%	17/04/2021		
Iraq	RRL Egypt	219	2		9	190	18													2	5%	100%		98%	16/04/2021		
Jordan	NPL Jordan / RRL EGYPT	4			1	1	2														50%	100%		100%	18/04/2021		
Kuwait	RRL Kuwait / RIVM	8				8															0%	100%		100%	18/04/2021		
Lebanon	NPL Jordan / RRL EGYPT	6				5	1														0%	100%			18/04/2021		
Libya	RRL Tunisia / RIVM	22				14	8														0%	100%		93%	16/04/2021		
Morocco	NPL Morocco / RRL Tunisia	5				5															0%	100%		100%	09/04/2021		
Oman	NPL Oman / CDC	1				1															0%	100%		100%	18/04/2021		
Pakistan	RRL Pakistan	2998	227	18	386	2091	253	11	1	64			121	9		69			1		24	10%	100%	100%	98%	18/04/2021	
Palestine & UNRWA		3				3																0%	0%		100%	11/04/2021	
Qatar	NPL Oman / CDC	1				1																0%	100%		100%	18/04/2021	
Saudi Arabia	NPL Saudi Arabia / CDC	46				42	4	1														0%	98%		100%	11/04/2021	
Somalia	NPL Kenya / CDC	102			9	76	4	13														11%	5%		98%	18/04/2021	
Sudan	NPL Sudan / RRL Egypt	175			21	132	21	1														13%	100%			15/04/2021	
Syria	NPL Syria / RRL Egypt	104	3		1	82	18															1%	100%		0%	17/04/2021	
Tunisia	RRL Tunisia	7				6	1															0%	100%		100%	16/04/2021	
U.A.E	NPL Oman / CDC	4				4																0%	100%		50%	12/04/2021	
Yemen	NPL Kenya / CDC	132	3		6	24	99									2						16%	100%	100%	3%	17/04/2021	
<b>Total EMR 2021</b>		5493	413	37	589	3778	619	32	2	102	1		221	40		111			1	1	1	36	10%	98%	100%	98%	
<b>Total EMR 2020</b>		20391	1681	93	3046	15553	1	7	129	352	19		509	468		461	2		16	18	11	1	14%	94%	97%	93%	

\* Specimens from all sources including non-AFP cases, excluding environmental samples

\*\* This indicator reflects surveillance and laboratory activities

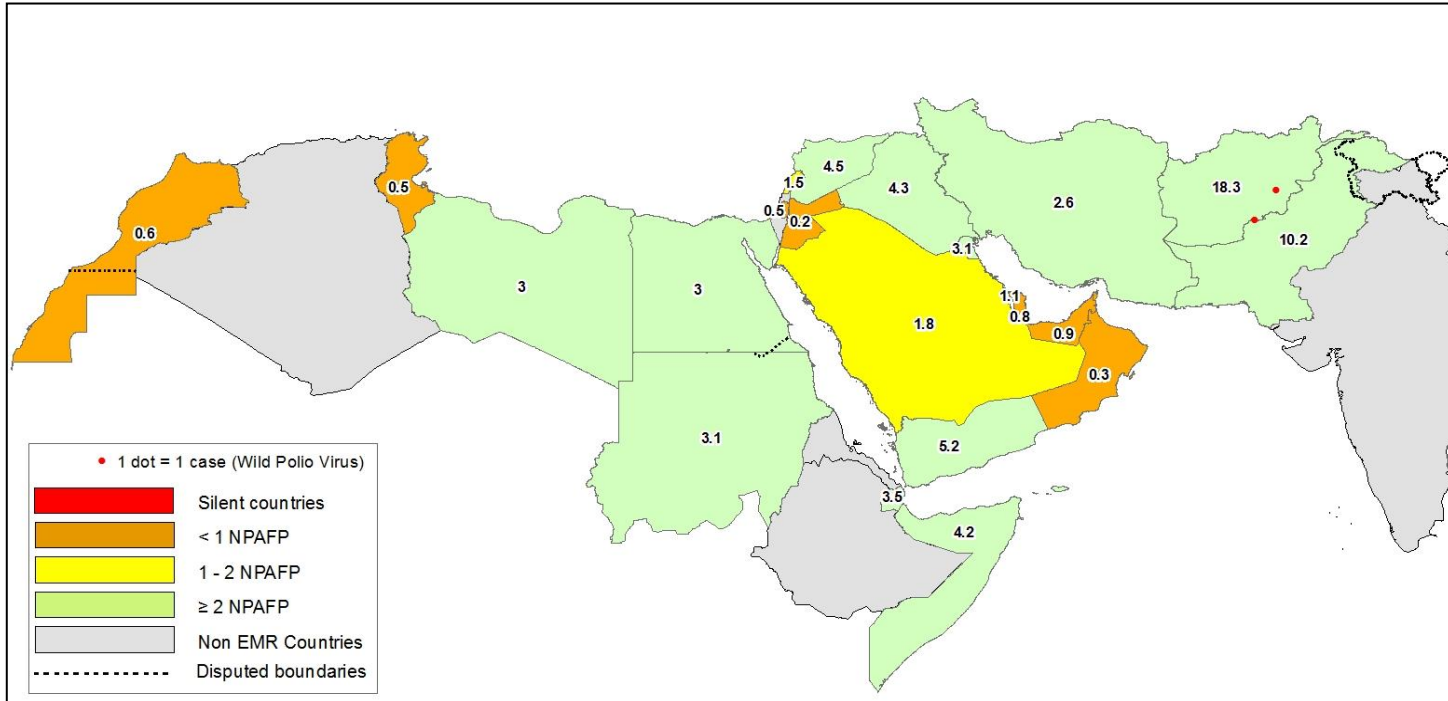
Table 6: Environmental isolate by year and type

COUNTRY	LAB RESULTS	2016	2017	2018	2019	2020	2021
AFG	Wild	2	42	83	56	28	1
	Wild+cVDPV2					7	2
	aVDPV2					167	36
	cVDPV2					111	19
	Enteric	125	170	177	138	3	9
	Negative	6	9	5	3	3	3
	Pending					31	60
AFG Total		185	316	356	259	413	130
EGY	aVDPV1					1	
	aVDPV2					1	
	aVDPV3						9
	cVDPV2					288	45
	Enteric	354	322	321	397	41	11
	Negative	34	41	32	34	25	36
	Pending	79	159	187	269	212	48
EGY Total		528	522	540	700	545	174
IRN	Wild					3	1
	cVDPV2					23	5
	Enteric		1	29	55	3	3
	Negative		1	3	3		2
	Pending		4	22	10	16	2
	SL1/3					43	13
	SL2					1	1
IRN Total		6	54	71	71	63	23
JOR	Enteric	1	13	27	24	9	3
	Negative		2			1	1
	Pending					14	6
	SL1/3		16	9	12	25	9
JOR Total		2	31	36	36	34	9
KUW	Enteric			2	9		
	SL1/3 (blank)			1	1		
KUW Total			3	14			
LEB	Enteric	2	12	24	15	16	4
	Negative	2	1	1	3	2	1
	Pending					4	4
	SL1/3		14	20	29	13	3
LEB Total		4	27	45	47	33	12
PAK	aVDPV1					1	
	Wild	59	105	139	367	337	33
	Wild+cVDPV2	2	1		10	91	15
	Wild+aVDPV2	1	4		2	6	4
	aVDPV2	3	4		2	16	12
	cVDPV2	2			29	44	12
	Enteric	300	392	404	308	135	40
	Negative	6		3	4	6	1
	Pending					37	2
	SL1/3	77	106	127	90	49	84
SL2	79	25	673	22	146	241	
PAK Total		529	633	623	622	630	241
SOM	aVDPV2					2	
	cVDPV2		2	18	5	26	
	cVDPV2+cVDPV3						8
	cVDPV3						13
	Enteric		16	25	22	34	1
Negative		14	138	29	34	3	
Pending					6	1	
SL1/3		2	8	6	6	5	
SL2		2	10	6	5	1	
SOM Total			36	213	63	83	26
SUD	cVDPV2					14	2
	Enteric			15	51	32	2
	Negative				4	2	15
	Pending				5	2	3
SUD Total				15	60	50	20
SYR	Enteric		4	72	111	152	32
	Negative			21	30	17	6
	Pending			6	44	36	4
	SL1/3			3			10
	SL2						
SYR Total			4	102	185	205	52
TOTAL		1248	1575	2017	2267	2225	677

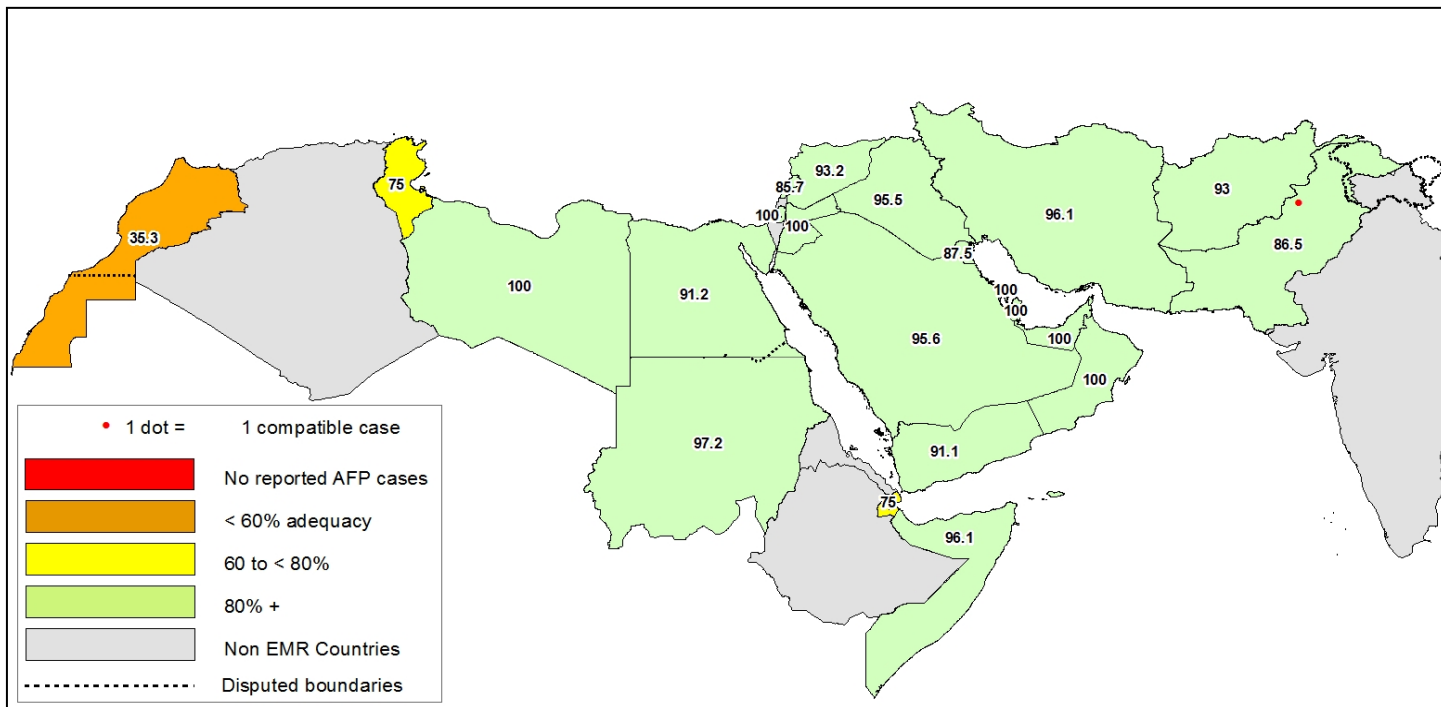
Table 7: Environmental Wild/VDPV isolate by site 2020-2021

YEAR	COUNTRY	LAB RESULTS	PROVINCE	Count	First date	Last date		
2020	AFG	Wild	HILMAND	10	1/Jan/20	24/Aug/20		
			HIRAT	4	26/Apr/20	23/Aug/20		
			KABUL	1	26/Sep/20	26/Sep/20		
			KANDAHAR	9	28/Jun/20	25/Jun/20		
			KHOST	1	25/Apr/20	25/Apr/20		
			KUNDUZ	1	27/Sep/20	27/Sep/20		
			NANGARHAR	2	26/Jun/20	6/Oct/20		
			Wild+cVDPV2	HILMAND	1	6/Sep/20	6/Sep/20	
			KANDAHAR	4	25/Jun/20	6/Dec/20		
			NANGARHAR	2	8/Jun/20	25/Jul/20		
			cVDPV2	HILMAND	34	27/May/20	27/Dec/20	
			HIRAT	3	26/Sep/20	26/Dec/20		
			KABUL	19	26/Apr/20	5/Nov/20		
			KANDAHAR	35	9/Jul/20	27/Dec/20		
			KHOST	1	24/Jun/20	23/Nov/20		
			KUNAR	5	6/Jun/20	7/Nov/20		
			KUNDUZ	2	23/Aug/20	24/Oct/20		
			LAGHMAN	4	24/Jul/20	6/Oct/20		
			NANGARHAR	58	7/Jun/20	23/Dec/20		
			PAKTYA	1	26/Jul/20	26/Jul/20		
			HILMAND	1	27/Sep/20	27/Sep/20		
			KABUL	1	26/Dec/20	26/Dec/20		
			AFG Total		204		1/Jan/20	27/Dec/20
			EGY	EGY	aVDPV2	GIZA	1	21/Sep/20
	EGY Total		1		21/Sep/20	21/Sep/20		
	IRN	IRN	cVDPV2	S & B	3	3/Oct/20	25/Dec/20	
	IRN Total		3		3/Oct/20	25/Dec/20		
PAK	Wild	AJK	1	25/Feb/20	25/Feb/20			
		BALUCHISTAN	71	1/Jan/20	21/Sep/20			
		GBALTISTAN	1	12/May/20	12/May/20			
		ISLAMABAD	5	16/Jun/20	10/Nov/20			
		KPAKHTUNKHWA	23	28/Jun/20	18/Dec/20			
		PUNJAB	122	4/Jun/20	28/Dec/20			
		SINDH	114	3/Jun/20	8/Dec/20			
		Wild+cVDPV2	BALUCHISTAN	27	1/Feb/20	21/Dec/20		
		KPAKHTUNKHWA	1	11/Mar/20	11/Mar/20			
		PUNJAB	14	4/Jun/20	12/Oct/20			
		SINDH	49	3/Jun/20	10/Dec/20			
		Wild+aVDPV2	BALUCHISTAN	1	17/Dec/20	17/Dec/20		
		PUNJAB	5	16/Mar/20	21/Dec/20			
		BALUCHISTAN	15	2/Jun/20	28/Dec/20			
		KPAKHTUNKHWA	5	10/Jun/20	15/Oct/20			
		PUNJAB	3	16/Jun/20	18/Dec/20			
		SINDH	21	8/Jun/20	10/Dec/20			
		aVDPV2	BALUCHISTAN	3	17/Sep/20	17/Nov/20		
		KPAKHTUNKHWA	6	10/Apr/20	2/Dec/20			
		PUNJAB	5	4/May/20	30/Dec/20			
SINDH	2	13/Oct/20	3/Nov/20					
PAK Total		494		1/Jan/20	30/Dec/20			
SOM	cVDPV2	BANADIR	23	5/Jun/20	24/Oct/20			
		BAY	2	19/Jun/20	20/Jun/20			
		LOWER JUBA	1	8/Sep/20	8/Sep/20			
SOM Total		26		5/Jun/20	24/Oct/20			
SUD	SUD	cVDPV2	KHARTOUM	14	29/Mar/20	9/Nov/20		
SUD Total		14		29/Mar/20	9/Nov/20			
2020 Total				742	1/Jan/20	30/Dec/20		
2021	AFG	Wild+cVDPV2	HILMAND	1	23/Feb/21	23/Feb/21		
			HILMAND	14	4/Jun/21	24/Mar/21		
			HIRAT	1	23/Mar/21	23/Mar/21		
			KABUL	1	6/Mar/21	6/Mar/21		
			KANDAHAR	16	5/Jun/21	24/Mar/21		
			KUNDUZ	1	23/Feb/21	23/Feb/21		
			NANGARHAR	3	5/Jun/21	7/Mar/21		
			aVDPV2	KABUL	1	3/Feb/21	3/Feb/21	
			KANDAHAR	1	7/Mar/21	7/Mar/21		
			AFG Total		39		4/Jun/21	24/Mar/21
			EGY	cVDPV2	ALEXANDRIA	2	10/Jun/21	25/Feb/21
					ASWAN	2	20/Jun/21	9/Feb/21
					BENI SUEF	1	27/Jun/21	27/Jun/21
					GIZA	1	31/Jun/21	31/Jun/21
	KAFR EL-SHEIKH	1			27/Jun/21	27/Jun/21		
	QENA	2	23/Jun/21	23/Feb/21				
	EGY Total		9		10/Jun/21	25/Feb/21		
	IRN	IRN	cVDPV2	S & B	1	20/Feb/21	20/Feb/21	
	IRN Total		1		20/Feb/21	20/Feb/21		
	PAK	Wild	BALUCHISTAN	6	20/Jun/21	28/Feb/21		
			ISLAMABAD	3	11/Jun/21	17/Mar/21		
			KPAKHTUNKHWA	5	18/Jun/21	10/Mar/21		
			PUNJAB	12	4/Jun/21	5/Apr/21		
			SINDH	7	4/Jun/21	2/Apr/21		
			Wild+cVDPV2	BALUCHISTAN	10	2/Jun/21	29/Mar/21	
			KPAKHTUNKHWA	1	11/Jun/21	11/Jun/21		
			PUNJAB	2	11/Jun/21	18/Jun/21		
SINDH			2	2/Mar/21	10/Mar/21			
Wild+aVDPV2			BALUCHISTAN	1	1/Jun/21	1/Jun/21		
PUNJAB			1	8/Jun/21	8/Jun/21			
SINDH			2	12/Jun/21	4/Feb/21			
cVDPV2	BALUCHISTAN	7	1/Jun/21	16/Mar/21				
KPAKHTUNKHWA	2	16/Jun/21	2/Mar/21					
SINDH	3	12/Jun/21	9/Feb/21					
aVDPV2	AJK	1	16/Mar/21	16/Mar/21				
KPAKHTUNKHWA	3	1/Mar/21	18/Mar/21					
PUNJAB	4	1/Mar/21	18/Mar/21					
SINDH	4	12/Jun/21	8/Mar/21					
PAK Total		76		1/Jun/21	5/Apr/21			
2021 Total				125	1/Jun/21	5/Apr/21		

**Figure 1: Non Polio AFP Rate and Wild Virus in EMR 01/01/2021 - 18/04/2021**



**Figure 2: Percent of AFP cases with Adequate Samples & Compatible Cases in EMR 01/01/2021 - 18/04/2021**

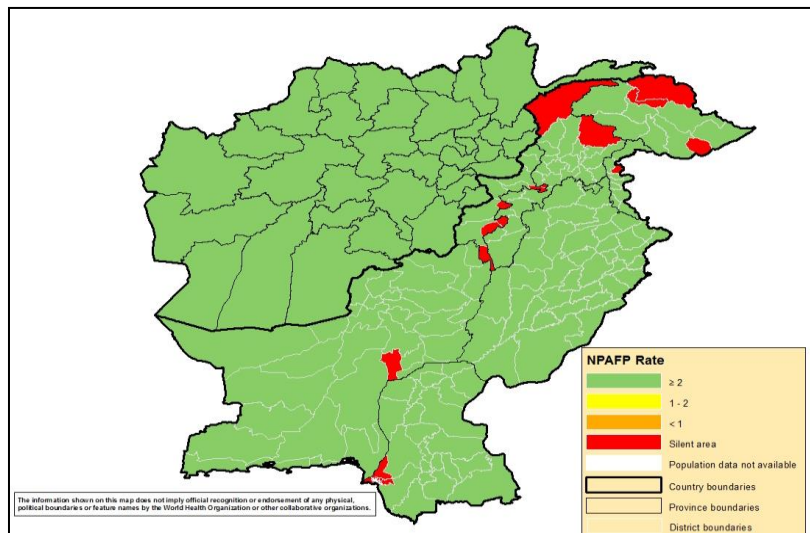


**Table 8: Wild polio cases by country and date of onset of paralysis in EMR, 2020 - 2021**

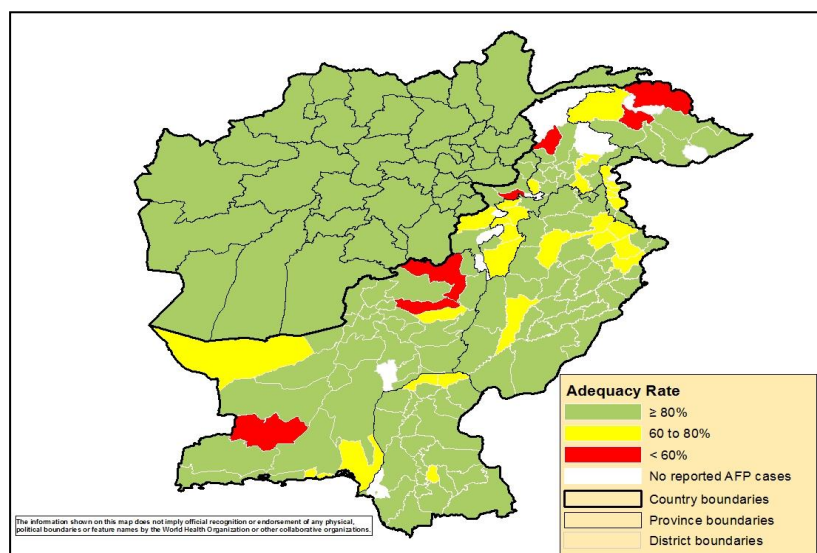
Year	COUNTRY	Count	First Case	Last Case
2020	AFG	56	4-Jan-20	19-Oct-20
	PAK	84	1-Jan-20	23-Nov-20
<b>2020 Total</b>		<b>140</b>	<b>1-Jan-20</b>	<b>23-Nov-20</b>
2021	AFG	1	1-Jan-21	1-Jan-21
	PAK	1	27-Jan-21	27-Jan-21
<b>2021 Total</b>		<b>2</b>	<b>1-Jan-21</b>	<b>27-Jan-21</b>



**Figure 3: Non Polio AFP rate by Province in Afghanistan & by District in Pakistan 01/01/2021 - 18/04/2021**

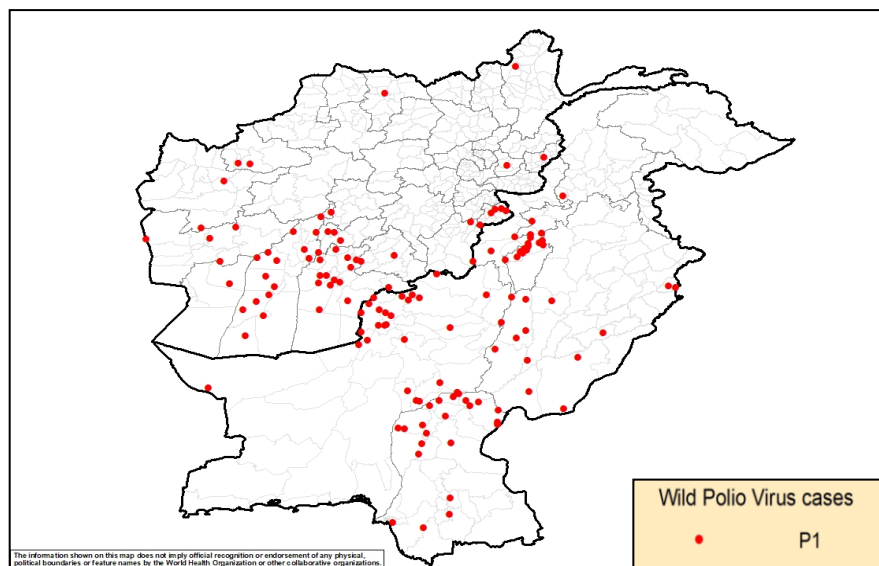


**Figure 4: Percent of AFP cases with Adequate Samples in Afghanistan by Province & Pakistan by District 01/01/2021 - 18/04/2021**

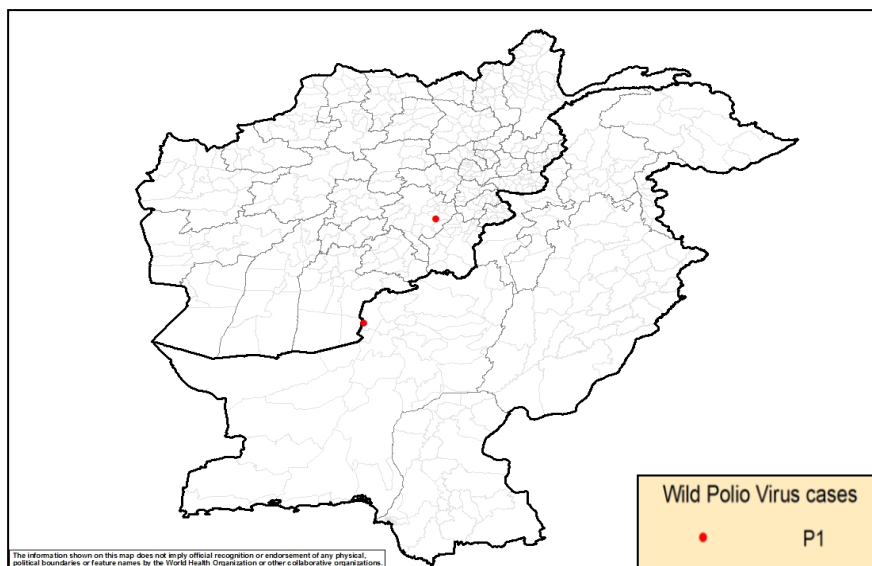


**Figure 5: Wild Virus Cases by Type & District in Afghanistan & Pakistan**

**5(a) 01/01/2020 - 31/12/2020**



**5(b) 01/01/2021 - 18/04/2021**



## World Health Organization – Regional Office for Eastern Mediterranean

## AFP SURVEILLANCE

Week 15, ending 18 April 2021

19-Apr-21

Number 1176

**Table 9: Wild Polio cases by district and date of onset of paralysis, Afghanistan 2020-2021**

ONSETYR	PROVINCE	DISTRICT	Count	First case	Last case
2020	BALKH	DEHDADI	1	15-Mar-20	15-Mar-20
	HIRAT	PASHTUNZARGHUN	1	29-Jun-20	29-Jun-20
		SHINDAND	1	21-Mar-20	21-Mar-20
	FARAH	BALABULUK	2	11-May-20	17-May-20
		ANARDARA	1	6-May-20	6-May-20
		BAKWA	1	4-Feb-20	4-Feb-20
	BADGHIS	QALA-E-NAW	1	5-Sep-20	5-Sep-20
		QADIS	1	13-May-20	13-May-20
	KUNAR	SHIGAL WA SHEL TAN	1	5-Mar-20	5-Mar-20
	LAGHMAN	MEHTARLAM	1	10-Feb-20	10-Feb-20
	PAKTIKA	NAKA	1	12-Aug-20	12-Aug-20
	KHOST	NADIRSHAHKOT	1	7-Sep-20	7-Sep-20
		BAK	2	3-Sep-20	7-Sep-20
		SABARI	1	8-Aug-20	8-Aug-20
		SPERA	1	1-Aug-20	1-Aug-20
	KANDAHAR	MARUF	1	14-Oct-20	14-Oct-20
		KANDAHAR	3	22-Jun-20	13-Sep-20
		ZHERAY	3	20-Jul-20	24-Aug-20
		SPINBOLDAK	1	25-Jul-20	25-Jul-20
		PANJWAYI	1	10-Jun-20	10-Jun-20
		SHAHWALIKOT	3	4-Mar-20	6-Jun-20
		NESH	1	23-May-20	23-May-20
		GHORAK	1	19-Mar-20	19-Mar-20
	ZABUL	QALAT	1	6-Aug-20	6-Aug-20
		ARGHANDAB	1	14-Jul-20	14-Jul-20
		MIZAN	1	21-Jan-20	21-Jan-20
	HILMAND	NAD-E-ALI	2	1-May-20	19-Oct-20
		WASHER	3	4-Jan-20	19-Oct-20
		BAGHRAN	2	16-Jul-20	4-Sep-20
		KAJAKI	2	10-Jun-20	27-Jul-20
		REG	4	25-May-20	3-Jun-20
		DEH-E-SHU	1	27-May-20	27-May-20
NAWZAD		1	11-May-20	11-May-20	
SANGIN		1	7-May-20	7-May-20	
URUZGAN	SHAHID-E-HASSAS	3	14-Jun-20	12-Jul-20	
	TIRINKOT	1	28-May-20	28-May-20	
NIMROZ	KHASHROD	1	28-Feb-20	28-Feb-20	
BADAKHSHAN	YAWAN	1	10-Mar-20	10-Mar-20	
<b>2020 Total</b>			<b>56</b>	<b>4-Jan-20</b>	<b>19-Oct-20</b>
2021	GAZNI	ANDAR	1	1-Jan-21	1-Jan-21
<b>2021 Total</b>			<b>1</b>	<b>1-Jan-21</b>	<b>1-Jan-21</b>

## World Health Organization – Regional Office for Eastern Mediterranean

## AFP SURVEILLANCE

Week 15, ending 18 April 2021

19-Apr-21

Number 1176

Table 10: Wild Polio cases by district and date of onset of paralysis, Pakistan 2020-2021

ONSETYR	PROVINCE	DISTRICT	Count	First case	Last case
2020	KHYBER PAKHTUNKHWA	PESHAWAR	1	13-Jul-20	13-Jul-20
		WAZIR-S	2	21-Feb-20	8-Jun-20
		BANNU	1	27-Apr-20	27-Apr-20
		TANK	4	11-Jan-20	15-Mar-20
		KARAK	2	20-Jan-20	13-Mar-20
		LAKKIMRWT	12	2-Jan-20	9-Mar-20
	BALOCHISTAN	KABDULAH	3	11-May-20	23-Nov-20
		QUETTA	5	17-Jul-20	5-Nov-20
		MASTUNG	1	15-Oct-20	15-Oct-20
		PISHIN	6	31-Jan-20	3-Oct-20
		KSAIFULAH	1	1-Sep-20	1-Sep-20
		CHAGHAI	1	4-Jun-20	4-Jun-20
		DUKKI	1	26-May-20	26-May-20
		JHALMAGSI	1	19-Apr-20	19-Apr-20
		ZHOB	2	22-Feb-20	13-Apr-20
		NSIRABAD	2	3-Jan-20	13-Apr-20
		SOHBATPUR	1	12-Feb-20	12-Feb-20
		JAFARABAD	1	12-Feb-20	12-Feb-20
		SIBI	1	7-Feb-20	7-Feb-20
		PUNJAB	LAYYAH	1	21-Oct-20
	MUZFARGARH		1	4-Oct-20	4-Oct-20
	VEHARI		1	16-Sep-20	16-Sep-20
	DGKHAN		5	18-Jan-20	14-Sep-20
	BAHAWALPUR		2	17-Aug-20	5-Sep-20
	RYKHAN		1	1-Sep-20	1-Sep-20
	LAHORE		2	12-Jun-20	24-Jul-20
	RAJANPUR		1	2-Jun-20	2-Jun-20
	SINDH	JACOBABAD	4	7-Feb-20	14-Jul-20
		GHOTKI	4	2-Mar-20	9-Jul-20
		KHILANDHI	1	9-Jun-20	9-Jun-20
		LARKANA	1	21-May-20	21-May-20
		KAMBAR	3	8-Jan-20	11-Apr-20
		KHAIRPUR	1	27-Mar-20	27-Mar-20
		NFEROZ	2	8-Feb-20	22-Feb-20
		SHIKARPUR	1	11-Feb-20	11-Feb-20
		KASHMORE	2	16-Jan-20	3-Feb-20
		SUJAWAL	1	7-Jan-20	7-Jan-20
		T.ALLAHYAR	1	7-Jan-20	7-Jan-20
		BADIN	1	1-Jan-20	1-Jan-20
	<b>2020 Total</b>			<b>84</b>	<b>1-Jan-20</b>
<b>2021</b>	BALOCHISTAN	KABDULAH	1	27-Jan-21	27-Jan-21
<b>2021 Total</b>			<b>1</b>	<b>27-Jan-21</b>	<b>27-Jan-21</b>

World Health Organization – Regional Office for Eastern Mediterranean

AFP SURVEILLANCE

19-Apr-21

Week 15, ending 18 April 2021

Number 1176

Table 11: Circulating VDPV2 cases and date of onset of paralysis in EMR countries by provinces 2020-2021

YEAR	COUNTRY	PROVINCE	Count	First Case	Last Case	
2021	AFG	FARAH	4	1-Jan-21	24-Feb-21	
		LOGAR	1	19-Feb-21	19-Feb-21	
		KANDAHAR	1	16-Feb-21	16-Feb-21	
		WARDAK	1	3-Mar-21	3-Mar-21	
		HIRAT	2	20-Feb-21	20-Feb-21	
		BADGHIS	5	12-Jan-21	10-Mar-21	
		FARYAB	1	28-Jan-21	28-Jan-21	
		HILMAND	2	5-Jan-21	11-Mar-21	
		GHAZNI	7	8-Jan-21	15-Mar-21	
		ZABUL	8	7-Jan-21	7-Mar-21	
		KHYBER PAKHTUNKHWA	1	14-Jan-21	14-Jan-21	
		PUNJAB	1	7-Jan-21	7-Jan-21	
		SINDH	2	5-Jan-21	7-Jan-21	
BALUCHISTAN	2	2-Jan-21	3-Jan-21			
<b>Total 2021</b>			<b>38</b>	<b>1-Jan-21</b>	<b>15-Mar-21</b>	
2020	SOM	LOWER JUBA	1	29-Aug-20	29-Aug-20	
		AWDAL	1	1-Aug-20	1-Aug-20	
		GALBEED	1	29-Sep-20	29-Sep-20	
		HIRAN	1	18-Oct-20	18-Oct-20	
		MIDDLE SHABELLE	1	17-Jul-20	17-Jul-20	
		BAY	2	3-Sep-20	25-Oct-20	
		BANADIR	7	18-Jun-20	30-Sep-20	
		SOUTH DARFUR	3	7-Mar-20	18-Dec-20	
		NORTH DARFUR	2	26-Nov-20	13-Dec-20	
		EAST DARFUR	3	12-May-20	24-Jul-20	
	SUD	KHARTOUM	4	15-Jul-20	16-Nov-20	
		KASSALA	11	28-Jul-20	6-Nov-20	
		GEZIRA	5	9-Jul-20	19-Sep-20	
		RIVER NILE	5	29-Jun-20	27-Sep-20	
		RED SEA	8	29-Apr-20	29-Nov-20	
		WEST DARFUR	1	19-May-20	19-May-20	
		BLUE NILE	4	7-Aug-20	26-Nov-20	
		SOUTH KORDOFAN	2	20-Nov-20	25-Nov-20	
		NORTH KORDOFAN	3	29-Aug-20	2-Dec-20	
		SENNAR	1	16-Aug-20	16-Aug-20	
		WHITE NILE	3	15-Jun-20	22-Aug-20	
		GEDARIF	3	1-Apr-20	1-Aug-20	
		AFG	FARAH	17	1-Jun-20	27-Dec-20
			BALKH	2	29-Oct-20	3-Nov-20
			BADGHIS	10	1-Nov-20	27-Dec-20
			FARYAB	1	18-Oct-20	18-Oct-20
			SAMANGAN	1	1-Nov-20	1-Nov-20
	HIRAT		2	10-Aug-20	15-Aug-20	
	LOGAR		4	20-Aug-20	18-Nov-20	
	KANDAHAR		75	4-Aug-20	30-Dec-20	
	HILMAND		40	1-Aug-20	24-Dec-20	
	JAWZIAN		3	4-Aug-20	21-Nov-20	
	KABUL		7	6-Jul-20	12-Oct-20	
	NURISTAN		2	21-Jun-20	13-Jul-20	
	NIMROZ		3	6-Jul-20	8-Aug-20	
	KHOST		17	5-Jul-20	19-Oct-20	
	PAKTYA		5	18-Jun-20	25-Oct-20	
	KUNDUZ		3	28-Aug-20	3-Oct-20	
	PAKTIKA		5	25-Aug-20	7-Oct-20	
	GHAZNI		7	29-Aug-20	26-Dec-20	
	BADAKHSHAN		1	23-Apr-20	23-Apr-20	
	LAGHMAN		14	20-May-20	23-Sep-20	
	TAKHAR		1	20-Sep-20	20-Sep-20	
	ZABUL		12	17-Sep-20	15-Nov-20	
	GHOR		1	14-Nov-20	14-Nov-20	
	URUZGAN		15	28-Aug-20	22-Dec-20	
	PARWAN		1	4-Sep-20	4-Sep-20	
WARDAK	5		6-Sep-20	22-11-20		
KUNAR	9		6-Apr-20	29-Sep-20		
NANGARHAR	45		5-Feb-20	21-Sep-20		
PAK	SINDH		45	2-May-20	28-Nov-20	
	BALUCHISTAN		23	29-Feb-20	24-Dec-20	
	PUNJAB	25	5-Feb-20	5-Nov-20		
	KHYBER PAKHTUNKHWA	42	2-Jan-20	24-May-20		
	<b>Total 2020</b>			<b>515</b>	<b>2-Jan-20</b>	<b>30-Dec-20</b>

VDPV2 isolates, EMR countries, 2021

