

Highlights of Polio Fax Bulletin No. 1175 for Week 14 2021

I. Salient features this week

1. Polio eradication teams at the Regional and Country levels continue to contribute to the COVID19 Response, particularly in areas of surveillance (field and laboratory), data analysis, communications and coordination.
2. No new wild poliovirus cases reported this week, but one new positive environmental sample collected in 2021 from Pakistan was reported.
3. Three new cVDPV1 cases from Yemen (2 in 2020 and 1 in 2021) were reported this week.
4. Eight new cVDPV2 cases in 2021 from Afghanistan were reported this week and no new positive environmental samples.

II. Wild Poliovirus Type-1 (WPV1) Transmission

WPV1 transmission continues though restricted globally to only two countries in the EMR namely Pakistan and Afghanistan – the remaining polio endemic countries in the world.

As of week 14 of 2021, two WPV1 cases were reported [56 in the same period in 2020; Afghanistan – 12, Pakistan - 44].

- a. *Human samples*: No new wild poliovirus cases reported this week, but one positive environmental sample reported from Pakistan collected in 2021.

Afghanistan:

In 2021 to date, **1 WPV1** case has been reported so far from Southeast Region with onset of paralysis **1 January 2021**. In 2020, **56 WPV1 cases** have been reported: 38 cases from South Region; 8 from West Region; 6 from Southeast Region; 2 from East Region; and one each from North and Badakhshan Regions. **The most recent case has onset of paralysis on 19 October 2020.**

Pakistan:

In 2021 to date, **1 WPV1** case has been reported so far from Balochistan province with date of onset **27 January 2021**. In 2020, **84 WPV1** cases are reported, 26 from Balochistan province, 22 cases each from Khyber Pakhtunkhwa (KP) and Sindh provinces, and 14 from Punjab. **The most recent case has onset of paralysis on 23 November 2020.**

- b. *Environmental samples*: One new WPV1 positive environmental sample from Pakistan in 2021 reported this week.
 - **Afghanistan**: In 2021 to date, there is **1** WPV1 combined with cVDPV2 positive environmental sample reported with collection date on **23 February 2021**. In 2020, there are **35** WPV1 positive environmental samples including seven combined (WPV1 and cVDPV2) with most recent sample collected on **6 December 2020**.
 - **Pakistan**: In 2021, there are **49** WPV1 positive environmental samples (including 14 mixture of WPV1 and cVDPV2 and 4 mixture of WPV1 and aVDPV2) with most recent sample collected on **17 March 2021**. In 2020, there are **434** WPV1 positive environmental samples including 91 mixture of WPV1 and cVDPV2 and 6 mixtures of WPV1 and aVDPV2. Most recent positive sample collected on **28 December 2020**.

- III. **Vaccine Derived Polioviruses (VDPVs)**: Three new cVDPV1 cases from Yemen (2 in 2020 and 1 in 2021) reported this week. In addition, ~~to~~ eight new cVDPV2 cases from Afghanistan in 2021 are reported this week. ~~and an~~ No new cVDPVs positive environmental samples.

In 2021, 1 cVDPV1 reported from Yemen and 38 cVDPV2 cases were reported (Afghanistan 32 and Pakistan 6). In 2020, a total of 31 cVDPV1 cases reported from Yemen and a total number of 515 cVDPV2 cases (308 from Afghanistan, 135 from Pakistan, 14 from Somalia and 58 from Sudan).

1. **Outbreaks**: Six countries have VDPVs outbreaks, five with cVDPV2 and one with cVDPV1.

Afghanistan: Eight new cVDPV2 cases in 2021 reported this week and no new positive environmental samples were reported.

The eight newly reported cVDPV2 cases are: 4 from South Region (3 from Zabul & 1 from Hilmand provinces), 2 each from West Region (1 each from Badghis and Hirat provinces) and Southeast Region (both from Ghazni province). Dates of onset of cases vary between 4 February and 15 March 2021.

In 2021 to date, there are **32 cVDPV2** cases: Eleven each from West Region and South Region, seven from South East Region, two from Central Region and one from North Region. **The most recent case had onset on 15 March 2021.**

In 2020, there are **308 cVDPV2** cases; 145 from South Region, 70 reported from East Region, 34 from Southeast Region, 30 from West Region, 17 from Central Region, seven from North Region, four from Northeast Region and one from Badakhshan Region. **The most recent case had onset on 30 December 2020.**

Environment: In 2021 to date, there are **34** cVDPV2 positive environmental samples including 1 mixture of WPV1 and cVDPV2 reported with **most recent sample collected on 7 March 2021.**

In 2020, **174** cVDPV2 positive environmental samples including 7 mixture of WPV1 and cVDPV2 were reported. **The most recent cVDPV2 positive environmental sample was collected on 27 December 2020.**

Egypt: In 2021, **nine** cVDPV2 positive samples collected two each from Aswan, Qena and Alexandria province and one each from Beni Suef, Kafr El Sheikh and Giza provinces. The samples are genetically related with each other and belong to CHA-NDG-1 emergence (importation from Sudan/Chad). **Date of the recent most cVDPV2 positive environmental sample is 25 February 2021.**

Pakistan: No new VDPV cases or positive environmental samples were reported this week.

In 2021, there is **six** cVDPV2 cases reported two each from Sindh and Balochistan provinces and one each from KP and Punjab provinces with **most recent onset on 14 January 2021.** In 2020, there are **135** cVDPV2 cases reported: 45 from Sindh province, 42 from KP, 25 from Punjab and 23 from Balochistan, with **most recent case's onset on 24 December 2020.**

Environment: In 2021 to date; there are **26** cVDPV2 positive samples including 14 mixture of WPV1 and cVDPV2 with **most recent sample collected on 16 March 2021.**

In 2020, there are **135** cVDPV2 positive environmental samples (including 91 mixture of WPV1 and cVDPV2), the **most recent sample collected on 28 December 2020.**

SOMALIA: No new VDPV cases or positive environmental samples reported this week.

In 2020 to date, **14** cVDPV2 cases reported, seven from Banadir province, two from Bay and one each from Lower Juba, Middle Shabelle, Galbeed, Hiran and Awdal provinces, with **most recent date of onset 25 October 2020.**

Also, there are **26** cVDPV2 positive environmental samples reported, the most recent collected on 24 October 2020.

SUDAN: No new VDPV cases or positive environmental samples reported this week.

In 2020 to date, **58** cVDPV2 cases reported. **The most recent case has onset of paralysis on 18 December 2020.**

A total of **14** environmental samples have been positive for cVDPV2 so far, all from Khartoum with most recent collection on 9 November 2020.

YEMEN: Three new cVDPV1 cases (2 in 2020 and 1 in 2021) were reported this week.

The newly reported cases are all from Saadah province, 2 cases were reported in 2020 on 11 and 16 December 2020 respectively and 1 case was reported in 2021 on 13 January 2021.

In 2021 to date, **1** cVDPV1 case was reported with date of onset on 13 January 2021.

In 2020, **31** cVDPV1 cases are reported. 30 cases are from Saadah province and 1 case from Sana'a City province.

The most recent case has onset of paralysis on 16 December 2020.

2. **VDPV Events:** There is one country having an Event due to VDPV2. Response per WHO's SOPs are ongoing.

Iran: One new cVDPV2 positive environmental sample collected on 20 February 2021 from Zehedan district, Sistan & Balochistan province.

In 2021 to date, **1** cVDPV2 positive environmental sample was collected from Zehedan district, Sistan & Balochistan province. The isolate is genetically related with earlier Pakistan virus. **Date of collection was on 20 February 2021.**

In 2020, Iran reported **3** cVDPV2 positive environmental samples, one from Zaboul district (Zaboul site) and two from Zehedan district (Shirabad site), Sistan & Balochistan province. The isolates are genetically related with earlier viruses seen in Afghanistan and Pakistan. **Date of most recent sample collection is 25 December 2020.**

IV. Surveillance performance indicators

In 2021, 11 out of 22 member states (14 in the same period in 2020) are meeting the global target of both key surveillance indicators: non polio AFP rate of 2/100,000 children aged below 15 years and percent AFP cases with adequate specimen 80% and above.

- Morocco and Tunisia are missing both indicators as their non-polio AFP rates are 0.4 and 0.5 and their percentage of AFP cases with adequate stool specimens is 36.4%, and 75.0%, respectively.
- Bahrain, Jordan, Lebanon, Oman, Palestine, Qatar, Saudi Arabia and United Arab Emirates have a non-polio AFP rate of 1.2, 0.2, 1.4, 0.3, 0.6, 0.8, 1.9 and 1.0 respectively.
- Djibouti has AFP cases with adequate stool specimens is 66.7%.

World Health Organization – Regional Office for Eastern Mediterranean

AFP SURVEILLANCE

12-Apr-21

Week 14, ending 11 April 2021

Number 1175

Table 1: Acute Flaccid Paralysis (AFP) cases by week of onset

Country	Reported AFP cases by week of onset - Week (14/21) / Ending on : 11/04/2021														
	Total AFP 2019	Total AFP 2020	Total AFP to date, 2021	W03 24 Jan 21	W04 31 Jan 21	W05 07 Feb 21	W06 14 Feb 21	W07 21 Feb 21	W08 28 Feb 21	W09 7 Mar 21	W10 14 Mar 21	W11 21 Mar 21	W12 28 Mar 21	W13 4 Apr 21	W14 11 Apr 21
Afghanistan	3768	3972	1063	65	61	85	81	86	71	98	82	76	75	49	13
Bahrain	17	15	1	0	0	0	0	0	0	0	1	0			
Djibouti	5	5	3	2	0	0	0	0	1	0	0	0	0	0	0
Egypt	1343	1009	347	29	21	27	25	15	24	38	49	46	19	19	
Iran	1070	618	154	11	19	17	25	15	7	13	4	3	2	0	0
Iraq	1157	476	206	28	18	16	14	15	11	14	13	6	16	7	
Jordan ****	113	32	2	0	1	0	0	0	0	0	0	0	0	0	
Kuwait	48	36	8	1	2	1	0	0	0	0	0	1	0	0	
Lebanon ****	87	49	6	1	0	0	2	0	0	0	0	1	0	0	
Libya	107	95	22	1	1	1	1	3	0	0	3	3	4	3	
Morocco	247	87	11	2	0	1	2	2	0	1	2	1			
Oman	30	22	1	1	0	0	0	0	0	0	0	0	0	0	
Pakistan	15218	11969	2814	225	212	221	243	250	238	223	193	194	182	50	1
Palestine ****	62	16	3	0	0	1	0	0	0	0	0	0	0	0	0
Qatar	9	9	1	0	0	0	0	0	0	0	1	0	0	0	0
Saudi Arabia	236	200	45	2	6	1	9	2	1	2	1	3	2	1	0
Somalia	361	378	98	12	11	9	10	10	11	9	5	7	4	2	0
Sudan	608	733	162	16	12	16	9	10	17	11	16	8	6	4	
Syria ****	377	343	98	3	7	7	5	7	10	11	12	7	15	5	
Tunisia	79	40	4	0	0	0	0	0	0	0	1	0	0	0	
U.A.E	50	19	4	0	0	0	0	0	0	2	0	0	0		
Yemen	779	825	225	13	23	22	14	17	19	14	28	16	18	4	1
Total EMR	25771	20948	5278	412	394	425	440	432	410	436	411	372	343	144	15

No data = No report received

Table 2: Confirmed polio cases by month of onset

Country	Total year 2019	Total year 2020	11/04		Confirmed polio cases by month of onset											
			2020	2021	May 2020	June 2020	July 2020	August 2020	September 2020	October 2020	November 2020	December 2020	January 2021	February 2021	March 2021	April 2021
Afghanistan	29	56	12	1	12	10	7	6	6	3	0	0	1	0		
Bahrain	0	0	0	0	0	0	0	0	0	0	0	0	0	0		
Djibouti	0	0	0	0	0	0	0	0	0	0	0	0	0	0	0	
Egypt	0	0	0	0	0	0	0	0	0	0	0	0	0	0		
Iran	0	0	0	0	0	0	0	0	0	0	0	0	0	0		
Iraq	0	0	0	0	0	0	0	0	0	0	0	0	0	0		
Jordan ****	0	0	0	0	0	0	0	0	0	0	0	0	0	0	0	
Kuwait	0	0	0	0	0	0	0	0	0	0	0	0	0	0		
Lebanon ****	0	0	0	0	0	0	0	0	0	0	0	0	0			
Libya	0	0	0	0	0	0	0	0	0	0	0	0				
Morocco	0	0	0	0	0	0	0	0	0	0	0	0				
Oman	0	0	0	0	0	0	0	0	0	0	0	0	0	0	0	
Pakistan	147	84	44	1	6	6	6	5	7	4	2	0	1	0		
Palestine ****	0	0	0	0	0	0	0	0	0	0	0	0	0	0	0	
Qatar	0	0	0	0	0	0	0	0	0	0	0	0	0	0		
Saudi Arabia	0	0	0	0	0	0	0	0	0	0	0	0	0	0		
Somalia	0	0	0	0	0	0	0	0	0	0	0	0	0	0		
Sudan	0	0	0	0	0	0	0	0	0	0	0	0	0	0		
Syria ****	0	0	0	0	0	0	0	0	0	0	0	0	0	0		
Tunisia	0	0	0	0	0	0	0	0	0	0	0	0	0	0		
U.A.E	0	0	0	0	0	0	0	0	0	0	0	0	0	0		
Yemen	0	0	0	0	0	0	0	0	0	0	0	0	0	0		
Total EMR	176	140	56	2	18	16	13	11	13	7	2	0	2	0	0	0

**** UNRWA cases are included with those of country of residence

AFP SURVEILLANCE

Week 14, ending 11 April 2021

12-Apr-21

Number 1174

Table 3: Investigation of AFP cases with paralysis onset in 2020 & 2021 up to Week (14/21) / Ending on : 11/04/2021)

COUNTRY	2020												2021												Latest line List Date				
	AFP										Specimen		Wild cases ****		AFP											Specimen		Wild cases ****	
	Total AFP cases onset 2020	Case classification					Non polio AFP rate **	AFP cases pending classification > 90 days from onset of paralysis	AFP cases pending classification and lab > 90 days from onset of paralysis	% with *** adequate specimens	Wild P1 Poliovirus	Wild P3 Poliovirus	Total AFP cases onset 2021	Case classification					Annualized Non polio AFP rate **	AFP cases pending classification > 90 days from onset of paralysis	AFP cases pending classification and lab > 90 days from onset of paralysis	% with *** adequate specimens	Wild P1 Poliovirus	Wild P3 Poliovirus					
		Total Confirmed Polio Cases *	Polio Compatible	Pending Classification	Discarded (non polio AFP)	VDPV *****								Total Confirmed Polio Cases *	Polio Compatible	Pending Classification	Discarded (non polio AFP)	VDPV *****											
Afghanistan	3972	56	2	5	3596	313	18.5	5	0	92.6	56	0	1063	1	0	237	793	33	17.8	14	0	92.9	1	0	11/04/2021				
Bahrain	15	0	0	0	15	0	5.0	0	0	93.3	0	0	1	0	0	1	0	0	1.2	0	0	100.0	0	0	21/03/2021				
Djibouti	5	0	0	0	5	0	1.4	0	0	100.0	0	0	3	0	0	3	0	0	2.8	0	0	66.7	0	0	11/04/2021				
Egypt	1009	0	0	0	1009	0	2.6	0	0	94.6	0	0	347	0	0	129	218	0	3.2	0	0	88.8	0	0	08/04/2021				
Iran	618	0	0	0	618	0	3.0	0	0	98.5	0	0	154	0	0	10	144	0	2.7	0	0	96.1	0	0	11/04/2021				
Iraq	476	0	0	0	476	0	2.8	0	0	93.3	0	0	206	0	0	31	175	0	4.3	0	0	96.1	0	0	10/04/2021				
Jordan	32	0	0	0	32	0	0.8	0	0	96.9	0	0	2	0	0	0	2	0	0.2	0	0	100.0	0	0	07/04/2021				
Kuwait	36	0	0	0	36	0	4.1	0	0	91.7	0	0	8	0	0	3	5	0	3.3	0	0	87.5	0	0	04/04/2021				
Lebanon	49	0	0	3	46	0	3.1	3	0	89.8	0	0	6	0	0	3	3	0	1.4	0	0	100.0	0	0	05/04/2021				
Libya	95	0	0	0	94	1	3.6	0	0	100.0	0	0	22	0	0	18	4	0	3.1	0	0	100.0	0	0	10/04/2021				
Morocco	87	0	0	3	84	0	0.9	3	0	78.2	0	0	11	0	0	11	0	0	0.4	0	0	36.4	0	0	26/03/2020				
Oman	22	0	0	0	22	0	1.9	0	0	100.0	0	0	1	0	0	0	1	0	0.3	0	0	100.0	0	0	04/04/2021				
Pakistan	11969	84	27	30	11688	142	15.2	30	0	85.4	84	0	2814	1	1	545	2256	11	10.1	27	0	86.2	1	0	11/04/2021				
Palestine	16	0	0	0	16	0	0.9	0	0	100.0	0	0	3	0	0	3	0	0	0.6	1	0	100.0	0	0	11/04/2021				
Qatar	9	0	0	0	9	0	2.1	0	0	33.3	0	0	1	0	0	1	0	0	0.8	0	0	100.0	0	0	11/04/2021				
Saudi Arabia	200	0	0	0	200	0	2.4	0	0	96.0	0	0	45	0	0	23	22	0	1.9	0	0	95.6	0	0	11/04/2021				
Somalia	378	0	0	6	357	15	4.7	6	1	94.2	0	0	98	0	0	34	64	0	4.3	0	0	96.9	0	0	11/04/2021				
Sudan	733	0	0	0	675	58	3.8	0	0	92.9	0	0	162	0	0	54	108	0	3.0	1	0	96.3	0	0	08/04/2021				
Syria	343	0	0	0	343	0	4.3	0	0	91.0	0	0	98	0	0	28	70	0	4.6	0	0	93.9	0	0	10/04/2021				
Tunisia	40	0	0	0	40	0	1.4	0	0	55.0	0	0	4	0	0	1	3	0	0.5	0	0	75.0	0	0	08/04/2021				
U.A.E	19	0	0	0	19	0	1.5	0	0	100.0	0	0	4	0	0	4	0	0	1.0	1	1	100.0	0	0	29/03/2021				
Yemen	825	0	1	16	777	31	5.4	16	2	88.7	0	0	225	0	0	193	31	1	5.3	4	0	91.1	0	0	10/04/2021				
EMR	20948	140	30	63	20157	560	8.0	63	3	88.6	140	0	5278	2	1	1332	3899	45	6.7	48	1	89.3	2	0					
2019	25771	176	7	0	25559	29	10.2	0	0	89.5	176	0																	

* Confirmed polio cases refer to wild isolation from AFP cases or from contacts of negative index AFP cases

** Non-polio AFP per 100,000 children <15 years

*** Adequate here refers to two stool specimens collected at least 24 hours apart, within 14 days of paralysis onset and specimens received in the lab in Good Condition

**** AFP cases co infected with P1 and P3 are counted separately as wild isolates

***** VDPV cases including all types (ambiguous, immune deficient & circulating)

World Health Organization – Regional Office for Eastern Mediterranean
AFP SURVEILLANCE
Week 14, ending 11 April 2021

12-Apr-21
Number 1175

COUNTRY	2020						2021					
	# OF CONTACTS	LAB RESULTS					# OF CONTACTS	LAB RESULTS				
		WILD	VDPV	SL	NPEV	PENDING		WILD	VDPV	SL	NPEV	PENDING
AFG	1252	14	79	52	270	0	457	0	11	39	55	57
BAH	1	0	0	0	0	0	0	0	0	0	0	0
DJI	2	0	0	0	0	0	1	0	0	0	0	1
EGY	330	0	0	12	32	1	159	0	0	14	12	33
IRN	46	0	0	0	0	0	56	0	0	11	0	6
IRQ	168	0	0	4	10	0	57	0	0	3	6	8
JOR	0	0	0	0	0	0	0	0	0	0	0	0
KUW	0	0	0	0	0	0	0	0	0	0	0	0
LEB	5	0	0	0	0	0	9	0	0	0	0	0
LIB	19	0	0	0	0	0	0	0	0	0	0	0
MOR	8	0	0	0	0	4	5	0	0	0	0	5
OMA	64	0	0	2	8	1	0	0	0	0	0	0
PAK	4654	21	19	379	788	1	1230	0	2	98	126	93
PAL	0	0	0	0	0	0	0	0	0	0	0	0
QAT	0	0	0	0	0	0	0	0	0	0	0	0
SAA	18	0	0	0	0	6	8	0	0	0	0	8
SOM	1109	0	10	19	149	23	309	0	0	0	12	120
SUD	364	0	18	2	14	166	35	0	0	0	0	22
SYR	280	0	0	11	15	0	11	0	0	2	0	3
TUN	6	0	0	0	0	1	1	0	0	0	0	0
UAE	0	0	0	0	0	0	0	0	0	0	0	0
YEM	230	0	0	6	40	1	82	0	0	2	4	55
EMR	8556	35	126	487	1326	204	2420	0	13	169	215	411

Table 4 (B): Most recent wild contacts in EMRO, 2020-2021

Year	Country	Data	
		Count of wild contacts	Date of Most Recent stool collection
2020	Afghanistan	14	26/Jul/20
	Pakistan	21	14/Dec/20
2020 Total		35	14/Dec/20

Table 4 (C): Number of distribution by district of -ve index AFP cases identified as wild positive by contact in EMR, 2020-2021

YEAR	COUNTRY	PROVINCE	DISTRICT	COUNT	First case	Last case
2020	AFG	KANDAHAR	NESH	1	23-May-20	23-May-20
			HILMAND	1	04-Jan-20	04-Jan-20
			NIMROZ	1	28-Feb-20	28-Feb-20
			FARAH	1	06-May-20	06-May-20
	PAK	BALOCHISTAN	KSAIFULLAH	1	01-Sep-20	01-Sep-20
			PUNJAB	1	24-Jul-20	24-Jul-20
			LAHORE	2	18-Jan-20	05-Jul-20
			DG KHAN	1	20-Jan-20	20-Jan-20
			KHYBER PAKHTUNKHWA (KP)	2	07-Feb-20	14-Jul-20
	SINDH	2	07-Feb-20	14-Jul-20		
	2020 Total				11	04-Jan-20

Table 5: Laboratory investigation of AFP cases with paralysis onset in 2020 up to Week (14/2021) / Ending on : (11/04/2021)

Country	Polio laboratories ITD / Nucleotide Sequencing (Nucleotide Sequencing performed by EGY, PAK, TUN, CDC and RIVM laboratories)	AFP cases with specimens	Preliminary virus isolation results of AFP cases						Poliovirus intratypic differentiation results #									Indicators				Latest report Date				
			Referred for ITD		NPEV only	Negative	Pending		Type 1			Type 2			Type 3			Discordant pending sequence	NPEV by PCR	Non-EV	Pending ITD		% specimens positive for NPEV*	% AFP cases with culture results within 14 days	% AFP cases with ITD results within 7 days	% AFP cases with ITD results within 45 days of onset**
			L20B+	L20B+/NPEV			received < / = 14 days	received > 14 days ago	Wild	Sabin	VDPV	Wild	Sabin	VDPV	Wild	Sabin	VDPV									
Afghanistan	RRL Pakistan	1019	114	13	98	635	107	1	1	28			52	28		32				6	10%	100%	98%	99%	11/04/2021	
Bahrain	NPL Oman / CDC																								08/04/2021	
Djibouti	NPL Kenya / CDC	3						3																	11/04/2021	
Egypt***	RRL Egypt	320	37	3	27	197	36	20		2			37						1		8%	100%	100%	99%	08/04/2021	
Iran	NPL Iran / CDC	170	8		3	148	11						6		2						1%	99%	100%	100%	10/04/2021	
Iraq	RRL Egypt	204	1		9	172	22												1		6%	100%		98%	10/04/2021	
Jordan	NPL Jordan / RRL EGYPT	2			1	1															50%	100%		100%	04/04/2021	
Kuwait	RRL Kuwait / RIVM	8				7		1													0%	100%		100%	08/04/2021	
Lebanon	NPL Jordan / RRL EGYPT	6				5	1														0%	100%			04/04/2021	
Libya	RRL Tunisia / RIVM	1						1																	15/02/2021	
Morocco	NPL Morocco / RRL Tunisia	5				5															0%	100%		100%	09/04/2021	
Oman	NPL Oman / CDC	1				1															0%	100%		100%	08/04/2021	
Pakistan	RRL Pakistan	2751	192	16	337	1929	212	8	1	57			120	9		55			1	2	10%	100%	100%	98%	11/04/2021	
Palestine & UNRWA		3				3															0%	0%		100%	11/04/2021	
Qatar	NPL Oman / CDC	1					1																		08/04/2021	
Saudi Arabia	NPL Saudi Arabia / CDC	42				39	2	2													0%	97%		100%	04/04/2021	
Somalia	NPL Kenya / CDC	98			6	58	6	28													9%	6%		97%	11/04/2021	
Sudan	NPL Sudan / RRL Egypt	123			14	93		16													12%	100%			18/03/2021	
Syria	NPL Syria / RRL Egypt	95	3		1	72	19														1%	100%		0%	10/04/2021	
Tunisia	RRL Tunisia	3				3															0%	100%		100%	08/04/2021	
U.A.E	NPL Oman / CDC	4					4																		08/04/2021	
Yemen	NPL Kenya / CDC	44	3		6	24	11								2				1		16%	100%	100%	3%	10/04/2021	
Total EMR 2021		4903	358	32	502	3392	432	80	2	87			215	37		91			1	1	1	9	9%	99%	99%	98%
Total EMR 2020		20390	1681	93	3046	15550	2	7	129	352	19		509	468		461	2		16	18	11	1	14%	94%	97%	93%

* Specimens from all sources including non-AFP cases, excluding environmental samples

** This indicator reflects surveillance and laboratory activities

Figure 1: Non Polio AFP Rate and Wild Virus in EMR 01/01/2021 - 11/04/2021

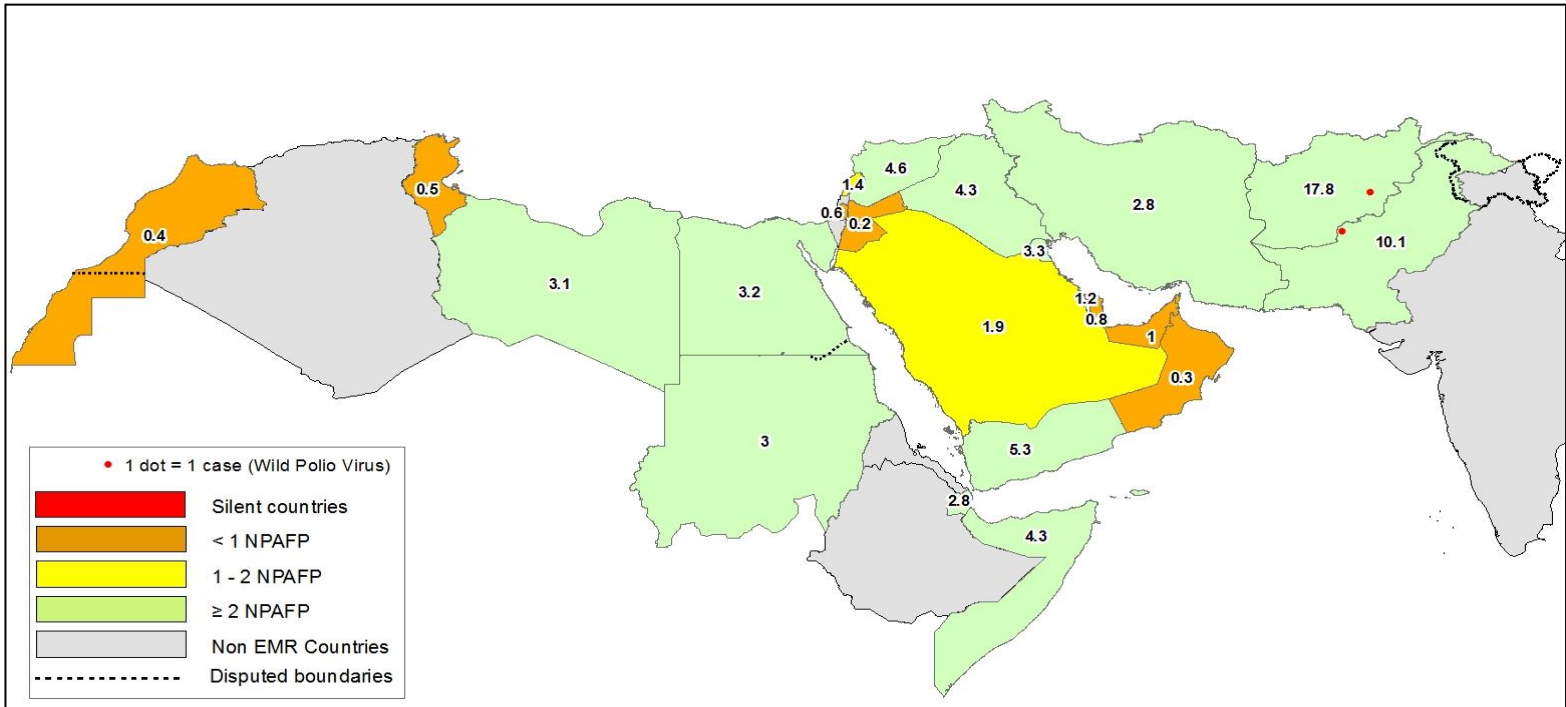


Figure 2: Percent of AFP cases with Adequate Samples & Compatible Cases in EMR 01/01/2021 - 11/04/2021

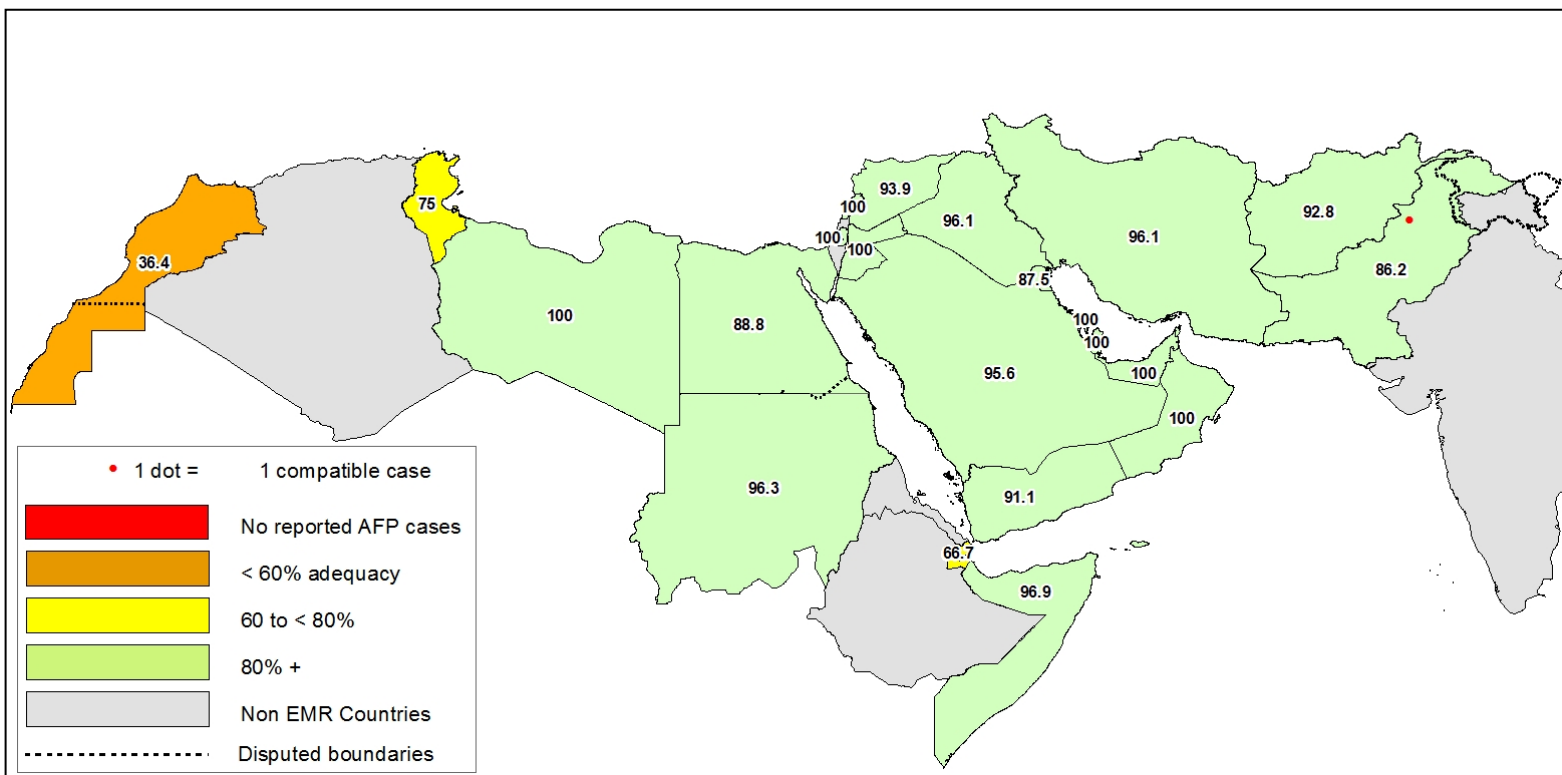


Table 8: Wild polio cases by country and date of onset of paralysis in EMR, 2020 - 2021

Year	COUNTRY	Count	First Case	Last Case
2020	AFG	56	4-Jan-20	19-Oct-20
	PAK	84	1-Jan-20	23-Nov-20
2020 Total		140	1-Jan-20	23-Nov-20
2021	AFG	1	1-Jan-21	1-Jan-21
	PAK	1	27-Jan-21	27-Jan-21
2021 Total		2	1-Jan-21	27-Jan-21

Figure 3: Non Polio AFP rate by Province in Afghanistan & by District in Pakistan 01/01/2021 - 11/04/2021

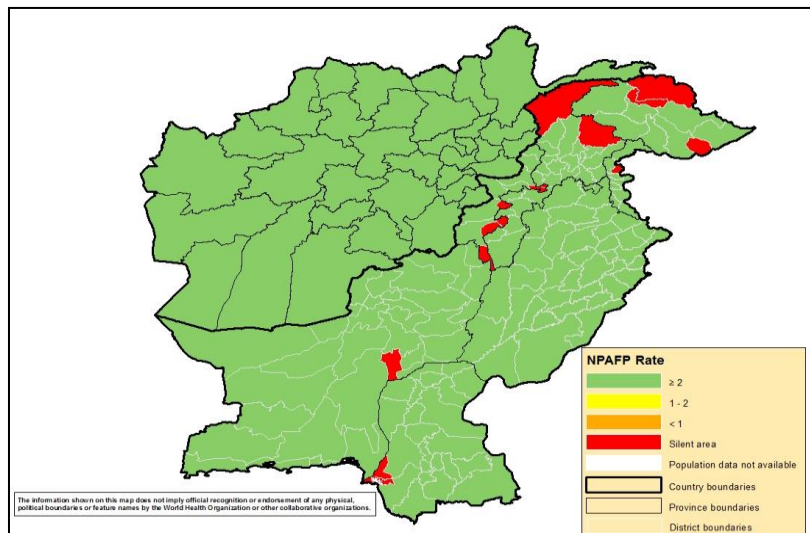


Figure 4: Percent of AFP cases with Adequate Samples in Afghanistan by Province & Pakistan by District 01/01/2021 - 11/04/2021

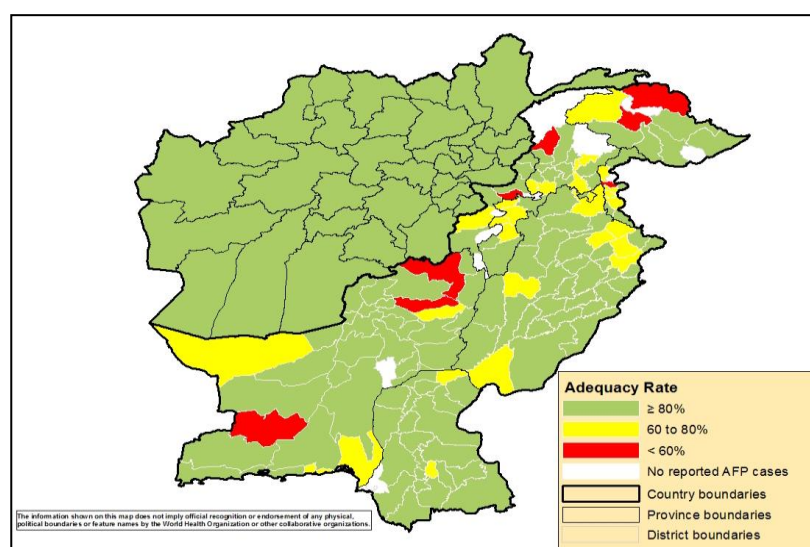
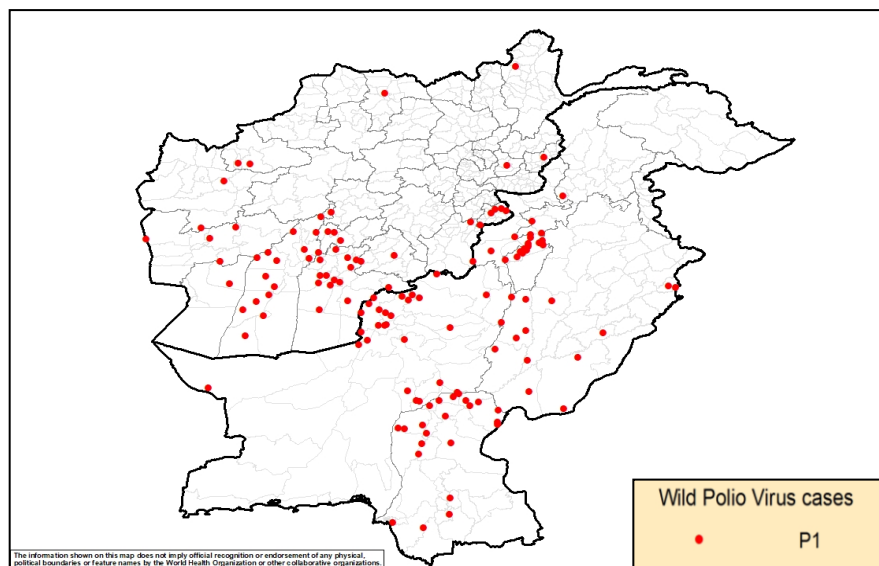
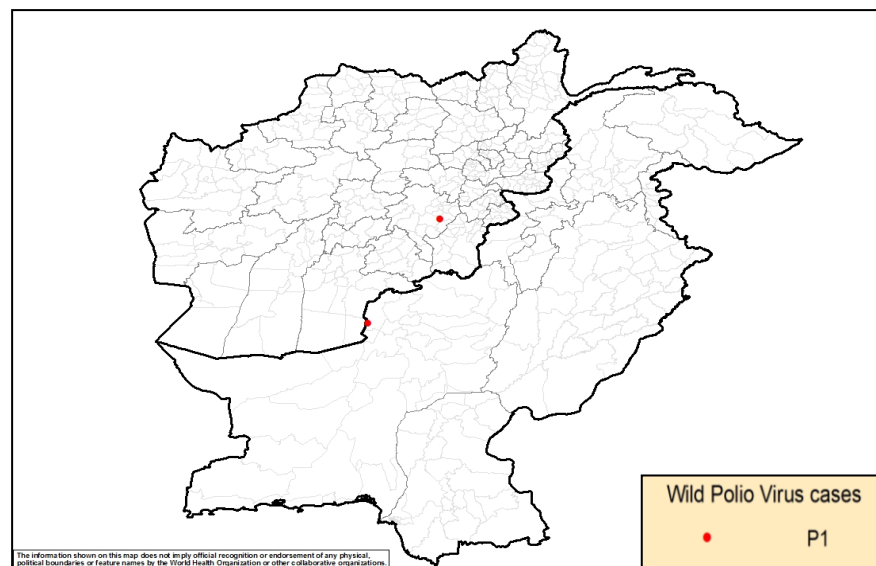


Figure 5: Wild Virus Cases by Type & District in Afghanistan & Pakistan

5(a) 01/01/2020 - 31/12/2020



5(b) 01/01/2021 - 11/04/2021



World Health Organization – Regional Office for Eastern Mediterranean

AFP SURVEILLANCE

Week 14, ending 11 April 2021

12-Apr-21

Number 1175

Table 9: Wild Polio cases by district and date of onset of paralysis, Afghanistan 2020-2021

ONSETYR	PROVINCE	DISTRICT	Count	First case	Last case
2020	BALKH	DEHDADI	1	15-Mar-20	15-Mar-20
	HIRAT	PASHTUNZARGHUN	1	29-Jun-20	29-Jun-20
		SHINDAND	1	21-Mar-20	21-Mar-20
	FARAH	BALABULUK	2	11-May-20	17-May-20
		ANARDARA	1	6-May-20	6-May-20
		BAKWA	1	4-Feb-20	4-Feb-20
	BADGHIS	QALA-E-NAW	1	5-Sep-20	5-Sep-20
		QADIS	1	13-May-20	13-May-20
	KUNAR	SHIGAL WA SHEL TAN	1	5-Mar-20	5-Mar-20
	LAGHMAN	MEHTARLAM	1	10-Feb-20	10-Feb-20
	PAKTIKA	NAKA	1	12-Aug-20	12-Aug-20
	KHOST	NADIRSHAHKOT	1	7-Sep-20	7-Sep-20
		BAK	2	3-Sep-20	7-Sep-20
		SABARI	1	8-Aug-20	8-Aug-20
		SPERA	1	1-Aug-20	1-Aug-20
	KANDAHAR	MARUF	1	14-Oct-20	14-Oct-20
		KANDAHAR	3	22-Jun-20	13-Sep-20
		ZHERAY	3	20-Jul-20	24-Aug-20
		SPINBOLDAK	1	25-Jul-20	25-Jul-20
		PANJWAYI	1	10-Jun-20	10-Jun-20
		SHAHWALIKOT	3	4-Mar-20	6-Jun-20
		NESH	1	23-May-20	23-May-20
		GHORAK	1	19-Mar-20	19-Mar-20
	ZABUL	QALAT	1	6-Aug-20	6-Aug-20
		ARGHANDAB	1	14-Jul-20	14-Jul-20
		MIZAN	1	21-Jan-20	21-Jan-20
	HILMAND	NAD-E-ALI	2	1-May-20	19-Oct-20
		WASHER	3	4-Jan-20	19-Oct-20
		BAGHRAN	2	16-Jul-20	4-Sep-20
		KAJAKI	2	10-Jun-20	27-Jul-20
		REG	4	25-May-20	3-Jun-20
		DEH-E-SHU	1	27-May-20	27-May-20
NAWZAD		1	11-May-20	11-May-20	
SANGIN		1	7-May-20	7-May-20	
URUZGAN	SHAHID-E-HASSAS	3	14-Jun-20	12-Jul-20	
	TIRINKOT	1	28-May-20	28-May-20	
NIMROZ	KHASHROD	1	28-Feb-20	28-Feb-20	
BADAKHSHAN	YAWAN	1	10-Mar-20	10-Mar-20	
2020 Total			56	4-Jan-20	19-Oct-20
2021	GAZNI	ANDAR	1	1-Jan-21	1-Jan-21
2021 Total			1	1-Jan-21	1-Jan-21

World Health Organization – Regional Office for Eastern Mediterranean

AFP SURVEILLANCE

Week 14, ending 11 April 2021

12-Apr-21

Number 1175

Table 10: Wild Polio cases by district and date of onset of paralysis, Pakistan 2020-2021

ONSETYR	PROVINCE	DISTRICT	Count	First case	Last case
2020	KHYBER PAKHTUNKHWA	PESHAWAR	1	13-Jul-20	13-Jul-20
		WAZIR-S	2	21-Feb-20	8-Jun-20
		BANNU	1	27-Apr-20	27-Apr-20
		TANK	4	11-Jan-20	15-Mar-20
		KARAK	2	20-Jan-20	13-Mar-20
		LAKKIMRWT	12	2-Jan-20	9-Mar-20
	BALOCHISTAN	KABDULAH	3	11-May-20	23-Nov-20
		QUETTA	5	17-Jul-20	5-Nov-20
		MASTUNG	1	15-Oct-20	15-Oct-20
		PISHIN	6	31-Jan-20	3-Oct-20
		KSAIFULAH	1	1-Sep-20	1-Sep-20
		CHAGHAI	1	4-Jun-20	4-Jun-20
		DUKKI	1	26-May-20	26-May-20
		JHALMAGSI	1	19-Apr-20	19-Apr-20
		ZHOB	2	22-Feb-20	13-Apr-20
		NSIRABAD	2	3-Jan-20	13-Apr-20
		SOHBATPUR	1	12-Feb-20	12-Feb-20
		JAFARABAD	1	12-Feb-20	12-Feb-20
		SIBI	1	7-Feb-20	7-Feb-20
		PUNJAB	LAYYAH	1	21-Oct-20
	MUZFARGARH		1	4-Oct-20	4-Oct-20
	VEHARI		1	16-Sep-20	16-Sep-20
	DGKHAN		5	18-Jan-20	14-Sep-20
	BAHAWALPUR		2	17-Aug-20	5-Sep-20
	RYKHAN		1	1-Sep-20	1-Sep-20
	LAHORE		2	12-Jun-20	24-Jul-20
	RAJANPUR		1	2-Jun-20	2-Jun-20
	SINDH	JACOBABAD	4	7-Feb-20	14-Jul-20
		GHOTKI	4	2-Mar-20	9-Jul-20
		KHILANDHI	1	9-Jun-20	9-Jun-20
		LARKANA	1	21-May-20	21-May-20
		KAMBAR	3	8-Jan-20	11-Apr-20
		KHAIRPUR	1	27-Mar-20	27-Mar-20
		NFEROZ	2	8-Feb-20	22-Feb-20
		SHIKARPUR	1	11-Feb-20	11-Feb-20
		KASHMORE	2	16-Jan-20	3-Feb-20
		SUJAWAL	1	7-Jan-20	7-Jan-20
		T.ALLAHYAR	1	7-Jan-20	7-Jan-20
		BADIN	1	1-Jan-20	1-Jan-20
	2020 Total			84	1-Jan-20
2021	BALOCHISTAN	KABDULAH	1	27-Jan-21	27-Jan-21
2021 Total			1	27-Jan-21	27-Jan-21

World Health Organization – Regional Office for Eastern Mediterranean

AFP SURVEILLANCE

12-Apr-21

Week 14, ending 11 April 2021

Number 1175

Table 11: Circulating VDPV2 cases and date of onset of paralysis in EMR countries by provinces 2020-2021

YEAR	COUNTRY	PROVINCE	Count	First Case	Last Case	
2021	AFG	FARAH	4	1-Jan-21	24-Feb-21	
		LOGAR	1	19-Feb-21	19-Feb-21	
		KANDAHAR	1	16-Feb-21	16-Feb-21	
		WARDAK	1	3-Mar-21	3-Mar-21	
		HIRAT	2	20-Feb-21	20-Feb-21	
		BADGHIS	5	12-Jan-21	10-Mar-21	
		FARYAB	1	28-Jan-21	28-Jan-21	
		HILMAND	2	5-Jan-21	11-Mar-21	
		GHAZNI	7	8-Jan-21	15-Mar-21	
		ZABUL	8	7-Jan-21	7-Mar-21	
		KHYBER PAKHTUNKHWA	1	14-Jan-21	14-Jan-21	
		PUNJAB	1	7-Jan-21	7-Jan-21	
		SINDH	2	5-Jan-21	7-Jan-21	
BALUCHISTAN	2	2-Jan-21	3-Jan-21			
Total 2021			38	1-Jan-21	15-Mar-21	
2020	SOM	LOWER JUBA	1	29-Aug-20	29-Aug-20	
		AWDAL	1	1-Aug-20	1-Aug-20	
		GALBEED	1	29-Sep-20	29-Sep-20	
		HIRAN	1	18-Oct-20	18-Oct-20	
		MIDDLE SHABELLE	1	17-Jul-20	17-Jul-20	
		BAY	2	3-Sep-20	25-Oct-20	
		BANADIR	7	18-Jun-20	30-Sep-20	
		SUD	SOUTH DARFUR	3	7-Mar-20	18-Dec-20
			NORTH DARFUR	2	26-Nov-20	13-Dec-20
			EAST DARFUR	3	12-May-20	24-Jul-20
			KHARTOUM	4	15-Jul-20	16-Nov-20
			KASSALA	11	28-Jul-20	6-Nov-20
			GEZIRA	5	9-Jul-20	19-Sep-20
			RIVER NILE	5	29-Jun-20	27-Sep-20
			RED SEA	8	29-Apr-20	29-Nov-20
			WEST DARFUR	1	19-May-20	19-May-20
			BLUE NILE	4	7-Aug-20	26-Nov-20
	SOUTH KORDOFAN		2	20-Nov-20	25-Nov-20	
	NORTH KORDOFAN		3	29-Aug-20	2-Dec-20	
	SENNAR		1	16-Aug-20	16-Aug-20	
	WHITE NILE		3	15-Jun-20	22-Aug-20	
	GEDARIF		3	1-Apr-20	1-Aug-20	
	AFG	FARAH	17	1-Jun-20	27-Dec-20	
		BALKH	2	29-Oct-20	3-Nov-20	
		BADGHIS	10	1-Nov-20	27-Dec-20	
		FARYAB	1	18-Oct-20	18-Oct-20	
		SAMANGAN	1	1-Nov-20	1-Nov-20	
		HIRAT	2	10-Aug-20	15-Aug-20	
		LOGAR	4	20-Aug-20	18-Nov-20	
		KANDAHAR	75	4-Aug-20	30-Dec-20	
		HILMAND	40	1-Aug-20	24-Dec-20	
		JAWZIAN	3	4-Aug-20	21-Nov-20	
		KABUL	7	6-Jul-20	12-Oct-20	
		NURISTAN	2	21-Jun-20	13-Jul-20	
		NIMROZ	3	6-Jul-20	8-Aug-20	
		KHOST	17	5-Jul-20	19-Oct-20	
		PAKTYA	5	18-Jun-20	25-Oct-20	
		KUNDUZ	3	28-Aug-20	3-Oct-20	
		PAKTIKA	5	25-Aug-20	7-Oct-20	
		GHAZNI	7	29-Aug-20	26-Dec-20	
		BADAKHSHAN	1	23-Apr-20	23-Apr-20	
		LAGHMAN	14	20-May-20	23-Sep-20	
		TAKHAR	1	20-Sep-20	20-Sep-20	
		ZABUL	12	17-Sep-20	15-Nov-20	
		GHOR	1	14-Nov-20	14-Nov-20	
		URUZGAN	15	28-Aug-20	22-Dec-20	
		PARWAN	1	4-Sep-20	4-Sep-20	
		WARDAK	5	6-Sep-20	22-11-20	
		KUNAR	9	6-Apr-20	29-Sep-20	
		NANGARHAR	45	5-Feb-20	21-Sep-20	
		PAK	SINDH	45	2-May-20	28-Nov-20
			BALUCHISTAN	23	29-Feb-20	24-Dec-20
PUNJAB			25	5-Feb-20	5-Nov-20	
KHYBER PAKHTUNKHWA			42	2-Jan-20	24-May-20	
Total 2020			515	2-Jan-20	30-Dec-20	

VDPV2 isolates, EMR countries, 2021

