

Highlights of Polio Fax Bulletin No. 1168 for Week 07 2021

I. Salient features this week

1. Polio eradication teams at the Regional and Country levels continue to contribute to the COVID19 Response, particularly in areas of surveillance (field and laboratory), data analysis, communications and coordination.
2. One new WPV1 case and seven positive environmental samples (1 in 2020 and 6 in 2021) all reported from Pakistan.
3. No new cVDPV1 cases reported this week.
4. Eight new cVDPV2 cases reported (1 in 2020 and 7 in 2021) from Afghanistan (6) and Pakistan (2) and eight new cVDPV2 positive environmental samples (5 in 2020 and 3 in 2021) from Afghanistan (3), Egypt (1) and Pakistan (4) were reported this week.

II. Wild Poliovirus Type-1 (WPV1) Transmission

WPV1 transmission continues though restricted globally to only two countries in the EMR namely Pakistan and Afghanistan – the remaining polio endemic countries in the world.

As of week 07 of 2021, one WPV1 case was reported [34 in the same period in 2020; Afghanistan – 4, Pakistan - 30].

- a. *Human samples:* One new WPV1 case and seven positive environmental samples reported this week.

Afghanistan:

In 2021, **1 WPV1** case has been reported so far from Southeast Region with onset of paralysis **1 January 2021**.

In 2020, **56 WPV1 cases** have been reported: 38 cases from South Region; 8 from West Region; 6 from Southeast Region; 2 from East Region; and one each from North and Badakhshan Regions. **The most recent case has onset of paralysis on 19 October 2020.**

Pakistan:

The newly reported WPV1 case is from Kila Abdullah district, Balochistan province, with date of onset 27 January 2021. The case is of a 28-month old male child. The child reportedly received 7 OPV doses from supplementary immunization activities (SIAs) and none from routine.

In 2021, **1 WPV1** case has been reported so far from Balochistan province with date of onset **27 January 2021**.

In 2020, **84 WPV1** cases are reported, 26 from Balochistan province, 22 cases each from Khyber Pakhtunkhwa (KP) and Sindh provinces, and 14 from Punjab. **The most recent case has onset of paralysis on 23 November 2020.**

- b. *Environmental samples:* 7 new WPV1 positive environmental samples from Pakistan in 2021 reported this week.
 - **Afghanistan:** In 2021 to date, there are no wild poliovirus positive environmental samples reported. In 2020, there are **35** WPV1 positive environmental samples including seven combined (WPV1 and cVDPV2) with most recent sample collected on 6 December 2020.
 - **Pakistan:** In 2021, there are **29** WPV1 positive environmental samples (including 2 mixture of WPV1 and cVDPV2 and 3 mixture of WPV1 and aVDPV2) with most recent sample collected on 10 February 2021. In 2020, there are **435** WPV1 positive environmental samples including 91 mixture of WPV1 and cVDPV2 and 6 mixtures of WPV1 and aVDPV2. Most recent positive sample collected on 28 December 2020.

III. Vaccine Derived Polioviruses (VDPVs): Eight new cVDPV2 cases reported (1 in 2020 and 7 in 2021) from Afghanistan (6) and Pakistan (2) and eight new cVDPV2 positive environmental samples (5 in 2020 and 3 in 2021) from Afghanistan (3), Egypt (1) and Pakistan (4) were reported this week.

In 2021, eight cVDPV2 cases were reported (Afghanistan 5 and Pakistan 3). In 2020, a total of 29 cVDPV1 cases reported from Yemen and a total number of 511 cVDPV2 cases (305 from Afghanistan, 135 from Pakistan, 14 from Somalia and 57 from Sudan).

1. **Outbreaks:** Five countries have VDPVs outbreaks, four with cVDPV2 and one with cVDPV1.

Afghanistan: Six new cVDPV2 cases (1 in 2020 and 5 in 2021) reported this week and three new positive environmental samples collected in 2020.

The newly reported cVDPV2 case in 2020 is from South Region (Kandahar province) with date of onset 30 December 2020.

As for the 5 newly reported cVDPV2 cases in 2021 they are: 3 from West Region (Farah 2 and Badghis 1) and one each from South Region (Zabul province) and Southeast Region (Ghazni province). The dates of onset of

the cases vary between 1 – 12 January 2021.

In 2021 to date, there are **5 cVDPV2** cases: 3 from West Region, 1 from South Region and 1 from Southeast Region. The **most recent case has onset on 12 January 2021**.

In 2020, there are **305 cVDPV2** cases; 142 from South Region, 70 reported from East Region, 34 from Southeast Region, 30 from West Region, 17 from Central Region, 7 from North Region, 4 from Northeast Region, and 1 from Badakhshan Region. The **most recent case has onset on 30 December 2020**.

Environment: In 2021 to date, there are no VDPV positive environmental samples reported.

In 2020, **172** cVDPV2 positive environmental samples including 7 mixture of WPV1 and cVDPV2 were reported. The **most recent cVDPV2 positive environmental sample was collected on 27 December 2020**.

Pakistan: Two new cVDPV2 cases and four positive environmental samples reported this week.

The 2 newly reported cVDPV2 cases are from Pishin district, Balochistan province, with date of onset 2 January 2021, while the other is from Nowshera district, Khyber Pakhtunkhwa (KP) province, with date of onset 14 January 2021.

In 2021, there is **3** cVDPV2 cases reported 2 from Balochistan province and 1 from KP province with **most recent onset on 14 January 2021**. In 2020, there are **135** cVDPV2 cases reported: 45 from Sindh province, 42 from KP, 25 from Punjab and 23 from Balochistan, with **most recent case's onset on 24 December 2020**.

Environment: In 2021 to date; there are **4** cVDPV2 positive samples with **most recent sample collected on 12 January 2021**.

In 2020, there are **134** cVDPV2 positive environmental samples (including 91 mixture of WPV1 and cVDPV2), the **most recent sample collected on 28 December 2020**.

SOMALIA: No new VDPV cases or positive environmental samples reported.

In 2020 to date, **14** cVDPV2 cases reported, 7 from Banadir province, 2 from Bay and 1 each from Lower Juba, Middle Shabelle, Galbeed, Hiran and Awdal provinces, with **most recent date of onset 25 October 2020**.

Also, there are **26** cVDPV2 positive environmental samples reported, the most recent collected on 24 October 2020.

SUDAN: No new VDPV cases or positive environmental samples reported.

In 2020 to date, **57** cVDPV2 cases reported. **The most recent case has onset of paralysis on 18 December 2020**.

A total of **14** environmental samples have been positive for cVDPV2 so far, all from Khartoum with most recent collection on 9 November 2020.

YEMEN: No new VDPV cases reported this week.

In 2020, **29** cVDPV1 cases are reported. 28 cases are from Saadah province and 1 case from Sana'a City province. **The most recent case has onset of paralysis on 25 September 2020**.

2. **VDPV Events:** There are two countries currently having Events due to VDPV2. Response per WHO's SOPs are ongoing.

Egypt: A new cVDPV2 positive environmental sample was collected from Aswan province with collection date 9 February 2021.

In 2021, **4** cVDPV2 positive samples collected 2 from Aswan province and one each from Alexandria and Quena provinces. The samples are genetically related with each other and belong to CHA-NDG-1 emergence (importation from Sudan/Chad). **Date of the recent most VDPV2 positive environmental sample is 9 February 2021**.

Iran: In 2020, Iran reported 3 VDPV2 positive environmental samples, one from Zaboul district (Zaboul site) and two from Zehedan district (Shirabad site), Sistan & Balochistan province. The isolates are genetically related with earlier viruses seen in Afghanistan and Pakistan. **Date of most recent sample collection is 25 December 2020**.

IV. Surveillance performance indicators

In 2020, 14 out of 22 member states are meeting the global target of both key surveillance indicators: non polio AFP rate of 2/100,000 children aged below 15 years and percent AFP cases with adequate specimen 80% and above.

- Morocco and Tunisia are missing both indicators as their non-polio AFP rates are 0.8 and 1.3 and their percentage of AFP cases with adequate stool specimens is 69.4%, and 57.9%, respectively.
- Djibouti, Jordan, Oman, Palestine and United Arab Emirates have a non-polio AFP rate of 1.4, 0.8, 1.9, 0.9 and 1.5 respectively.
- Qatar has AFP cases with adequate stool specimens is 33.3%.

World Health Organization – Regional Office for Eastern Mediterranean

AFP SURVEILLANCE

22-Feb-21

Week 07, ending 21 February 2021

Number 1168

Table 1: Acute Flaccid Paralysis (AFP) cases by week of onset

Country	Reported AFP cases by week of onset - Week (07/21) / Ending on : 21/02/2021														
	Total AFP 2019	Total AFP 2020	Total AFP to date, 2021	W49 06 Dec 20	W50 13 Dec 20	W51 20 Dec 20	W52 27 Dec 20	W53 03 Jan 21	W01 10 Jan 21	W02 17 Jan 21	W03 24 Jan 21	W04 31 Jan 21	W05 07 Feb 21	W06 14 Feb 21	W07 21 Feb 21
Afghanistan	3768	3970	471	79	67	77	60	71	89	90	65	59	74	45	8
Bahrain	17	15	0	0	1	1	0	0	0	0	0	0	0	0	
Djibouti	5	5	2	0	0	0	0	0	0	0	2	0	0	0	
Egypt	1343	1009	133	24	28	38	9	12	12	13	29	21	27	21	1
Iran	1070	618	63	13	21	15	13	25	11	13	11	13	1	0	
Iraq	1157	476	117	20	11	13	11	12	16	24	27	18	16	8	
Jordan ****	113	32	2	0	0	0	0	0	1	0	0	1	0	0	
Kuwait	48	36	6	1	2	1	1	0	2	0	1	2	1	0	
Lebanon ****	87	49	3	0	2	1	0	1	1	0	1	0			
Libya	107	95	5	3	1	2	0	1	0	1	1	1	1	0	
Morocco	247	85	5	2	0	0	0	0	0	0	2	0	1	2	
Oman	30	22	1	0	1	0	1	0	0	0	1	0	0	0	0
Pakistan	15218	11937	1189	233	198	184	205	191	257	217	207	195	169	55	0
Palestine ****	62	16	2	2	0	1	0	1	0	1	0	0	0		
Qatar	9	9	0	0	0	0	0	0	0	0	0	0	0	0	0
Saudi Arabia	236	200	19	5	8	8	6	6	5	7	2	3	0	0	0
Somalia	361	376	37	3	7	7	4	2	4	3	10	9	6	4	0
Sudan	608	733	77	15	13	9	14	14	17	10	15	9	13	2	1
Syria ****	377	343	28	8	5	3	6	0	3	6	3	7	6	3	
Tunisia	79	38	2	0	0	0	0	2	0	0	0	0	0	0	
U.A.E	50	19	2	0	0	0	0	0	1	1	0	0	0	0	0
Yemen	779	825	86	21	18	16	13	14	14	14	12	23	15	1	
Total EMR	25771	20908	2250	429	383	376	343	352	433	400	389	361	330	141	10

No data = No report received

Table 2: Confirmed polio cases by month of onset

Country	Total year 2019	Total year 2020	21/02		Confirmed polio cases by month of onset											
			2020	2021	March 2020	April 2020	May 2020	June 2020	July 2020	August 2020	September 2020	October 2020	November 2020	December 2020	January 2021	February 2021
Afghanistan	29	56	4	1	7	0	12	10	7	6	6	3	0	0	1	
Bahrain	0	0	0	0	0	0	0	0	0	0					0	
Djibouti	0	0	0	0	0	0	0	0	0	0	0	0	0	0		
Egypt	0	0	0	0	0	0	0	0	0	0	0	0	0	0		
Iran	0	0	0	0	0	0	0	0	0	0	0	0	0	0		
Iraq	0	0	0	0	0	0	0	0	0	0	0	0	0	0		
Jordan ****	0	0	0	0	0	0	0	0	0	0	0	0	0	0	0	
Kuwait	0	0	0	0	0	0	0	0	0	0	0	0	0	0		
Lebanon ****	0	0	0	0	0	0	0	0	0	0	0	0	0	0		
Libya	0	0	0	0	0	0	0	0	0	0	0	0	0	0		
Morocco	0	0	0	0		0					0					
Oman	0	0	0	0	0	0	0	0	0	0	0	0	0	0	0	
Pakistan	147	84	30	1	7	6	6	6	6	5	7	4	2		1	
Palestine ****	0	0	0	0	0	0	0	0	0	0	0	0	0	0	0	
Qatar	0	0	0	0	0	0	0	0	0	0	0	0	0	0	0	
Saudi Arabia	0	0	0	0	0	0	0	0	0	0	0	0	0	0		
Somalia	0	0	0	0	0	0	0	0	0	0	0	0	0	0		
Sudan	0	0	0	0	0	0	0	0	0	0	0	0	0	0		
Syria ****	0	0	0	0	0	0	0	0	0	0	0	0	0	0		
Tunisia	0	0	0	0	0	0	0	0	0	0	0	0	0	0		
U.A.E	0	0	0	0	0	0	0	0	0	0	0		0	0		
Yemen	0	0	0	0	0	0	0	0	0	0						
Total EMR	176	140	34	2	14	6	18	16	13	11	13	7	2	0	2	0

**** UNRWA cases are included with those of country of residence

AFP SURVEILLANCE

Week 07, ending 21 February 2021

22-Feb-21

Number 1168

Table 3: Investigation of AFP cases with paralysis onset in 2020 & 2021 up to Week (07/21) / Ending on : 21/02/2021)

COUNTRY	2020											2021											Latest line List Date		
	AFP									Specimen	Wild cases ****		AFP									Specimen		Wild cases ****	
	Total AFP cases onset 2020	Case classification					Non polio AFP rate **	AFP cases pending classification > 90 days from onset of paralysis	AFP cases pending classification and lab > 90 days from onset of paralysis		% with *** adequate specimens	Wild P1 Poliovirus	Wild P3 Poliovirus	Total AFP cases onset 2021	Case classification					Annualized Non polio AFP rate **	AFP cases pending classification > 90 days from onset of paralysis			AFP cases pending classification and lab > 90 days from onset of paralysis	% with *** adequate specimens
		Total Confirmed Polio Cases *	Polio Compatible	Pending Classification	Discarded (non polio AFP)	VDPV				Total Confirmed Polio Cases *					Polio Compatible	Pending Classification	Discarded (non polio AFP)	VDPV							
Afghanistan	3970	56	1	68	3536	311	18.5	38	0	92.6	56	0	471	1	0	200	265	5 #	15.6	0	0	93.8	1	0	21/02/2021
Bahrain	15	0	0	3	12	0	5.0	1	1	93.3	0	0	0	0	0	0	0	0	0.0	0	0		0	0	14/02/2021
Djibouti	5	0	0	4	1	0	1.4	4	1	100.0	0	0	2	0	0	2	0	0	3.8	0	0	100.0	0	0	14/02/2021
Egypt	1009	0	0	13	996	0	2.6	4	0	94.6	0	0	133	0	0	94	39	0	2.4	0	0	82.7	0	0	18/02/2021
Iran	618	0	0	0	618	0	3.0	0	0	98.5	0	0	63	0	0	10	53	0	2.1	0	0	95.2	0	0	20/02/2021
Iraq	476	0	0	6	470	0	2.9	1	0	93.3	0	0	117	0	0	33	84	0	5.1	0	0	98.3	0	0	20/02/2021
Jordan	32	0	0	0	32	0	0.8	0	0	96.9	0	0	2	0	0	1	1	0	0.4	0	0	100.0	0	0	14/02/2021
Kuwait	36	0	0	0	36	0	4.1	0	0	91.7	0	0	6	0	0	3	3	0	4.8	0	0	100.0	0	0	14/02/2021
Lebanon	49	0	0	3	46	0	2.6	0	0	89.8	0	0	3	0	0	2	1	0	1.1	0	0	100.0	0	0	05/02/2021
Libya	95	0	0	0	94	1	3.6	0	0	100.0	0	0	5	0	0	4	1	0	1.4	0	0	100.0	0	0	20/02/2021
Morocco	85	0	0	35	50	0	0.8	33	12	69.4	0	0	5	0	0	5	0	0	0.3	0	0	40.0	0	0	19/02/2020
Oman	22	0	0	0	22	0	1.9	0	0	100.0	0	0	1	0	0	0	1	0	0.6	0	0	100.0	0	0	21/02/2021
Pakistan	11937	84	19	338	11356	142	15.2	179	0	85.6	84	0	1189	1	0	442	743	3	10.7	0	0	89.5	1	0	21/02/2021
Palestine	16	0	0	4	12	0	0.9	0	0	100.0	0	0	2	0	0	2	0	0	0.8	0	0	100.0	0	0	07/02/2021
Qatar	9	0	0	6	3	0	2.1	6	0	33.3	0	0	0	0	0	0	0	0	0.0	0	0		0	0	21/02/2021
Saudi Arabia	200	0	0	19	181	0	2.4	0	0	96.0	0	0	19	0	0	19	0	0	1.6	0	0	94.7	0	0	21/02/2021
Somalia	376	0	0	5	356	15	4.7	2	0	94.7	0	0	37	0	0	22	15	0	3.2	0	0	97.3	0	0	21/02/2021
Sudan	733	0	0	22	654	57	3.8	2	0	92.9	0	0	77	0	0	25	52	0	2.8	0	0	97.4	0	0	18/02/2021
Syria	343	0	0	0	343	0	4.3	0	0	91.0	0	0	28	0	0	16	12	0	2.5	0	0	89.3	0	0	20/02/2021
Tunisia	38	0	0	0	38	0	1.3	0	0	57.9	0	0	2	0	0	2	0	0	0.5	0	0	50.0	0	0	19/02/2021
U.A.E	19	0	0	0	19	0	1.5	0	0	100.0	0	0	2	0	0	2	0	0	1.1	0	0	100.0	0	0	21/02/2021
Yemen	825	0	1	120	675	29	5.9	36	26	88.7	0	0	86	0	0	86	0	0	4.3	0	0	90.7	0	0	20/02/2021
EMR	20908	140	21	646	19550	555	8.0	306	40	88.7	140	0	2250	2	0	970	1270	8	6.1	0	0	91.1	2	0	
2019	25771	176	7	0	25559	29	10.2	0	0	89.5	176	0													

* Confirmed polio cases refer to wild isolation from AFP cases or from contacts of negative index AFP cases

** Non-polio AFP per 100,000 children <15 years

*** Adequate here refers to two stool specimens collected at least 24 hours apart, within 14 days of paralysis onset and specimens received in the lab in Good Condition

**** AFP cases co infected with P1 and P3 are counted separately as wild isolates

Advance notification of a new cVDPV2 case from Badghis Province, Afghanistan, with onset in January 2021 - details will be shared in next bulletin

World Health Organization – Regional Office for Eastern Mediterranean
AFP SURVEILLANCE
Week 07, ending 21 February 2021

22-Feb-21
Number 1168

COUNTRY	2020						2021					
	# OF CONTACTS	LAB RESULTS					# OF CONTACTS	LAB RESULTS				
		WILD	VDPV	SL	NPEV	PENDING		WILD	VDPV	SL	NPEV	PENDING
AFG	1252	14	79	52	270	0	277	0	1	18	27	102
BAH	1	0	0	0	0	0	0	0	0	0	0	0
DJI	2	0	0	0	0	0	0	0	0	0	0	0
EGY	330	0	0	12	32	8	60	0	0	0	3	36
IRN	46	0	0	0	0	0	4	0	0	0	0	0
IRQ	168	0	0	4	10	0	33	0	0	2	1	21
JOR	0	0	0	0	0	0	0	0	0	0	0	0
KUW	0	0	0	0	0	0	0	0	0	0	0	0
LEB	5	0	0	0	0	0	0	0	0	0	0	0
LIB	19	0	0	0	0	0	0	0	0	0	0	0
MOR	8	0	0	0	0	4	0	0	0	0	0	0
OMA	64	0	0	2	8	1	0	0	0	0	0	0
PAK	4653	21	19	379	788	1	641	0	1	71	65	155
PAL	0	0	0	0	0	0	0	0	0	0	0	0
QAT	0	0	0	0	0	0	0	0	0	0	0	0
SAA	18	0	0	0	0	6	2	0	0	0	0	3
SOM	872	0	5	16	116	17	0	0	0	0	0	0
SUD	364	0	18	2	8	242	22	0	0	0	0	22
SYR	280	0	0	11	15	0	3	0	0	0	0	1
TUN	6	0	0	0	0	2	1	0	0	0	0	1
UAE	0	0	0	0	0	0	0	0	0	0	0	0
YEM	230	0	0	0	29	58	50	0	0	0	0	50
EMR	8318	35	121	478	1276	339	1093	0	2	91	96	391

Table 4 (B): Most recent wild contacts in EMRO, 2020-2021

Year	Country	Data	
		Count of wild contacts	Date of Most Recent stool collection
2020	Afghanistan	14	26/Jul/20
	Pakistan	21	14/Dec/20
2020 Total		35	14/Dec/20

Table 4 (C): Number of distribution by district of -ve index AFP cases identified as wild positive by contact in EMR, 2020-2021

YEAR	COUNTRY	PROVINCE	DISTRICT	COUNT	First case	Last case	
2020	AFG	KANDAHAR	NESH	1	23-May-20	23-May-20	
			HILMAND	WASHER	1	04-Jan-20	04-Jan-20
				KHASHROD	1	28-Feb-20	28-Feb-20
			FARAH	1	06-May-20	06-May-20	
	PAK	BALOCHISTAN	KSAIFULLAH	1	01-Sep-20	01-Sep-20	
			LAHORE	1	24-Jul-20	24-Jul-20	
		PUNJAB	DG KHAN	2	18-Jan-20	05-Jul-20	
			KARAK	1	20-Jan-20	20-Jan-20	
		SINDH	2	07-Feb-20	14-Jul-20		
	2020 Total				11	04-Jan-20	01-Sep-20

Table 5: Laboratory investigation of AFP cases with paralysis onset in 2020 up to Week (07/2021) / Ending on : (21/02/2021)

Country	Polio laboratories ITD / Nucleotide Sequencing (Nucleotide Sequencing performed by EGY, PAK, TUN, CDC and RIVM laboratories)	AFP cases with specimens	Preliminary virus isolation results of AFP cases						Poliovirus intratypic differentiation results #									Indicators				Latest report Date				
			Referred for ITD		NPEV only	Negative	Pending		Type 1			Type 2			Type 3			Discordant pending sequence	NPEV by PCR	Non-EV	Pending ITD		% specimens positive for NPEV*	% AFP cases with culture results within 14 days	% AFP cases with ITD results within 7 days	% AFP cases with ITD results within 45 days of onset**
			L20B+	L20B+/NPEV			received < / = 14 days	received > 14 days ago	Wild	Sabin	VDPV	Wild	Sabin	VDPV	Wild	Sabin	VDPV									
Afghanistan	RRL Pakistan	463	66	7	37	210	134	1	1	14			17	5		19				33	11%	100%	100%	100%	21/02/2021	
Bahrain	NPL Oman / CDC																								08/02/2021	
Djibouti	NPL Kenya / CDC	2						2																	14/02/2021	
Egypt***	RRL Egypt	122			11	69	38	4													12%	100%		100%	18/02/2021	
Iran	NPL Iran / CDC	97			2	62	33														3%	98%		100%	20/02/2021	
Iraq	RRL Egypt	117			5	81	29	2													6%	100%		100%	19/02/2021	
Jordan	NPL Jordan / RRL EGYPT	2				2															0%	100%		100%	15/02/2021	
Kuwait	RRL Kuwait / RIVM	6				4	1	1													0%	100%		100%	18/02/2021	
Lebanon	NPL Jordan / RRL EGYPT	3				1	2														0%	100%			15/02/2021	
Libya	RRL Tunisia / RIVM	1						1																	15/02/2021	
Morocco	NPL Morocco / RRL Tunisia	2				1	1														0%	100%		100%	20/02/2021	
Oman	NPL Oman / CDC	1				1															0%	100%		100%	08/02/2021	
Pakistan	RRL Pakistan	1178	129	15	124	587	311	8	1	38			56	3		36				47	11%	100%	100%	100%	21/02/2021	
Palestine & UNRWA		2				2															0%	0%		100%	07/02/2021	
Qatar	NPL Oman / CDC																								08/02/2021	
Saudi Arabia	NPL Saudi Arabia / CDC	18				13		5													0%	100%		100%	07/02/2021	
Somalia	NPL Kenya / CDC	37			1	14	9	13													7%	13%		100%	21/02/2021	
Sudan	NPL Sudan / RRL Egypt	75			10	47	17	1													16%	100%			18/02/2021	
Syria	NPL Syria / RRL Egypt	29				13	16														0%	100%			20/02/2021	
Tunisia	RRL Tunisia	3				3															0%	100%		100%	15/02/2021	
U.A.E	NPL Oman / CDC																								08/02/2021	
Yemen	NPL Kenya / CDC																								20/02/2021	
Total EMR 2021		2158	195	22	190	1110	591	38	2	52			73	8		55				80	10%	99%	100%	100%		
Total EMR 2020		20257	1669	90	3027	15435	14	10	129	344	19		503	464		451	2	14	18	11	6	14%	94%	97%	94%	

* Specimens from all sources including non-AFP cases, excluding environmental samples

** This indicator reflects surveillance and laboratory activities

Table 6: Environmental isolate by year and type

COUNTRY	LAB RESULTS	2016	2017	2018	2019	2020	2021
AFG	Wild	2	42	83	56	28	
	Wild+cVDPV2					7	
	cVDPV2					165	
	aVDPV2					2	
	Negative	6	9	5	3	3	
	Pending					2	48
	Enteric	125	170	177	138	111	3
SL1/3	36	94	71	60	31	2	
SL2	16	1		2	64	6	
AFG Total		185	316	336	259	413	59
EGY	cVDPV2					1	4
	aVDPV2					41	3
	Negative	34	41	32	34	1	23
	Pending					1	
	aVDPV3					1	
	aVDPV1					1	
	VDPV3 (blank)					1	4
	Enteric	354	322	321	397	288	30
	SL1/3	79	159	187	269	212	13
	SL2	60					
EGY Total		528	522	540	700	545	77
IRN	Wild					3	
	Negative		1	3	3		
	Pending						2
	Enteric		1	29	55	23	3
	SL1/3		4	22	10	16	2
	SL2					1	
IRN Total			6	54	71	33	7
JOR	Negative		2			1	
	Pending					1	
	Enteric	1	13	27	24	9	1
JOR Total			1	16	12	14	1
KUW	(blank)					1	
	Enteric			2	9		
KUW Total				1	4		
LEB	Negative	2	1	1	3	2	
	Pending						2
	Enteric	2	12	24	15	16	
LEB Total			14	20	13	13	
PAK	Wild	59	105	139	367	337	24
	Wild+cVDPV2	2	1		10	91	2
	cVDPV2	1	1		2	6	2
	aVDPV2	2	4		29	43	2
	Negative	3				17	1
	Pending	6		3	4	6	
	Enteric	300	392	404	308	1	58
	SL1/3	77	106	127	90	135	11
	SL2	79	25		22	49	2
	PAK Total		529	633	673	832	145
SOM	cVDPV2		2	18	5	26	
	aVDPV2			11			
	cVDPV2+cVDPV3			2	1		
	Negative		14	138	29	32	1
	Pending					4	2
	Enteric		16	25	22	10	1
SL1/3		2	8	6	4		
SL2		2	2	10	5		
SOM Total			36	213	63	33	4
SUD	cVDPV2					14	
	Negative				4	2	
	Pending						5
SUD Total				15	51	32	2
SYR	Negative					2	2
	Pending						9
	Enteric		4	72	111	152	19
	SL1/3			6	44	36	3
SL2			3				
SYR Total			4	102	185	205	24
TOTAL		1248	1575	2017	2267	2223	301

Table 7: Environmental Wild/VPV isolate by site 2020-2021

YEAR	COUNTRY	LAB RESULTS	PROVINCE	Count	First date	Last date
2020	AFG	Wild	HILMAND	10	1/Jan/20	24/Aug/20
			HIRAT	4	26/Apr/20	23/Aug/20
			KABUL	1	26/Sep/20	26/Sep/20
			KANDAHAR	9	28/Jan/20	25/Jun/20
			KHOST	1	25/Apr/20	25/Apr/20
			KUNDUZ	1	27/Sep/20	27/Sep/20
			NANGARHAR	2	26/Jan/20	6/Oct/20
			Wild+cVDPV2	1	6/Sep/20	6/Sep/20
			KANDAHAR	4	25/Jun/20	6/Dec/20
			NANGARHAR	2	8/Jan/20	25/Jul/20
			cVDPV2	32	27/May/20	27/Dec/20
		HIRAT	3	26/Sep/20	26/Dec/20	
		KABUL	19	26/Apr/20	5/Nov/20	
		KANDAHAR	35	9/Jul/20	27/Dec/20	
		KHOST	6	24/Jun/20	23/Nov/20	
		KUNAR	5	6/Jun/20	7/Nov/20	
		KUNDUZ	2	23/Aug/20	24/Oct/20	
		LAGHMAN	4	24/Jul/20	6/Oct/20	
		NANGARHAR	58	7/Jan/20	23/Dec/20	
		PAKTYA	1	26/Jul/20	26/Jul/20	
		aVDPV2	1	27/Sep/20	27/Sep/20	
	KABUL	1	26/Dec/20	26/Dec/20		
	AFG Total		202	1/Jan/20	27/Dec/20	
	EGY	aVDPV2	GIZA	1	21/Sep/20	21/Sep/20
	EGY Total		1	21/Sep/20	21/Sep/20	
	PAK	Wild	AJK	1	25/Feb/20	25/Feb/20
			BALUCHISTAN	71	1/Jan/20	21/Sep/20
			GBALISTAN	1	12/May/20	12/May/20
			ISLAMABAD	5	16/Jan/20	10/Nov/20
			KPAKHTUNKHWA	23	28/Jan/20	18/Dec/20
			PUNJAB	122	4/Jan/20	28/Dec/20
			SINDH	114	3/Jan/20	8/Dec/20
			Wild+cVDPV2	27	1/Feb/20	21/Dec/20
KPAKHTUNKHWA			1	11/Mar/20	11/Mar/20	
PUNJAB			14	4/Jan/20	12/Oct/20	
SINDH			49	3/Jan/20	10/Dec/20	
cVDPV2		15	2/Jun/20	28/Dec/20		
KPAKHTUNKHWA		5	10/Jan/20	15/Oct/20		
PUNJAB		3	16/Jan/20	18/Dec/20		
SINDH		20	8/Jun/20	10/Dec/20		
aVDPV2		3	17/Sep/20	17/Nov/20		
KPAKHTUNKHWA		6	10/Apr/20	2/Dec/20		
PUNJAB		5	4/May/20	30/Dec/20		
SINDH		3	13/Oct/20	10/Dec/20		
PAK Total		488	1/Jan/20	30/Dec/20		
SOM	cVDPV2	BANADIR	23	5/Jan/20	24/Oct/20	
		BAY	2	19/Jun/20	20/Jun/20	
		LOWER JUBA	1	8/Sep/20	8/Sep/20	
SOM Total		26	5/Jan/20	24/Oct/20		
SUD	cVDPV2	KHARTOUM	14	29/Mar/20	9/Nov/20	
SUD Total		14	29/Mar/20	9/Nov/20		
2020 Total			731	1/Jan/20	30/Dec/20	
2021	EGY	cVDPV2	ALEXANDRIA	1	10/Jan/21	10/Jan/21
			ASWAN	2	20/Jan/21	9/Feb/21
			QENA	1	23/Jan/21	23/Jan/21
	EGY Total		4	10/Jan/21	9/Feb/21	
	PAK	Wild	BALUCHISTAN	7	15/Jan/21	2/Feb/21
			ISLAMABAD	2	11/Jan/21	10/Feb/21
			KPAKHTUNKHWA	3	11/Jan/21	25/Jan/21
			PUNJAB	7	4/Jan/21	3/Feb/21
		SINDH	5	4/Jan/21	4/Feb/21	
		Wild+cVDPV2	1	2/Jan/21	2/Jan/21	
		PUNJAB	1	11/Jan/21	11/Jan/21	
cVDPV2		1	1/Jan/21	1/Jan/21		
SINDH	1	12/Jan/21	12/Jan/21			
aVDPV2	1	12/Jan/21	12/Jan/21			
PAK Total		29	1/Jan/21	10/Feb/21		
2021 Total			33	1/Jan/21	10/Feb/21	

Figure 1: Non Polio AFP Rate and Wild Virus in EMR 01/01/2021 - 21/02/2021

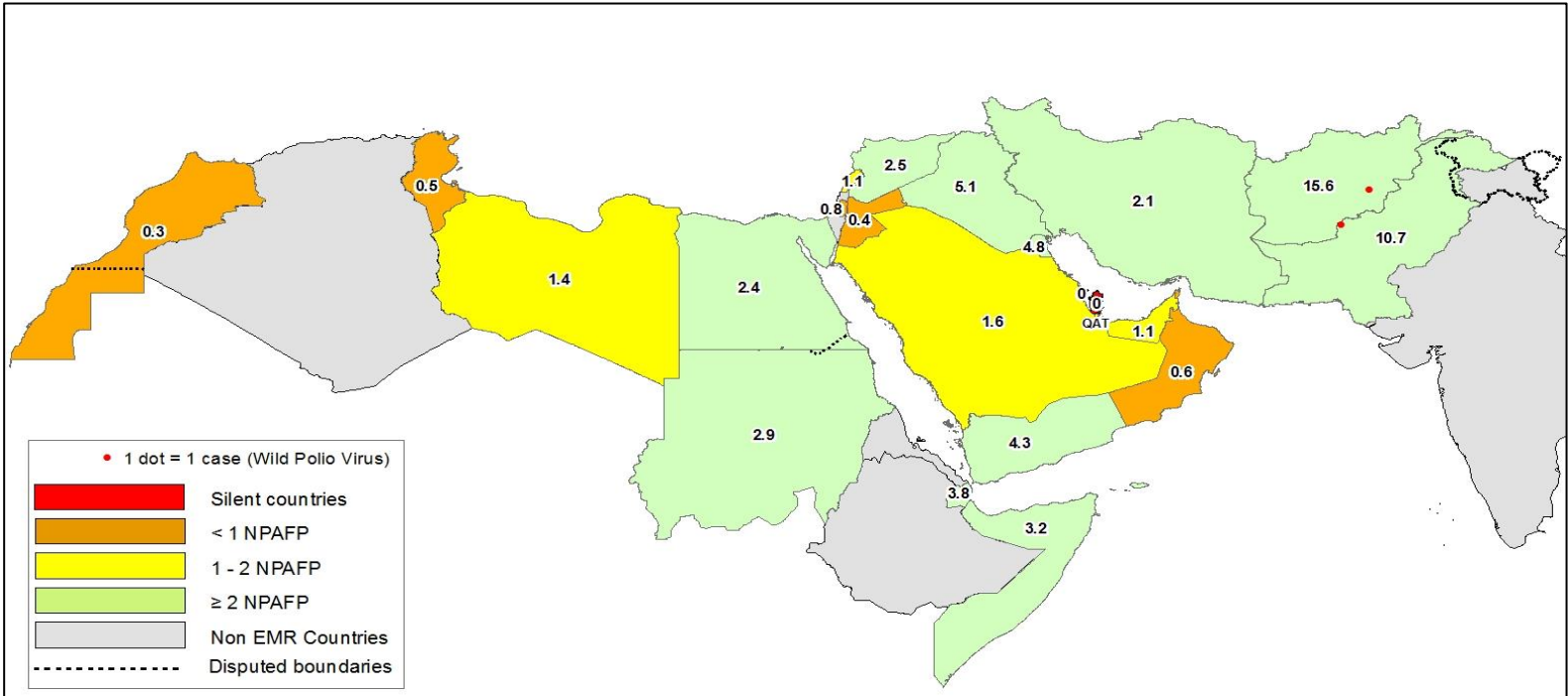


Figure 2: Percent of AFP cases with Adequate Samples & Compatible Cases in EMR 01/01/2021 - 21/02/2021

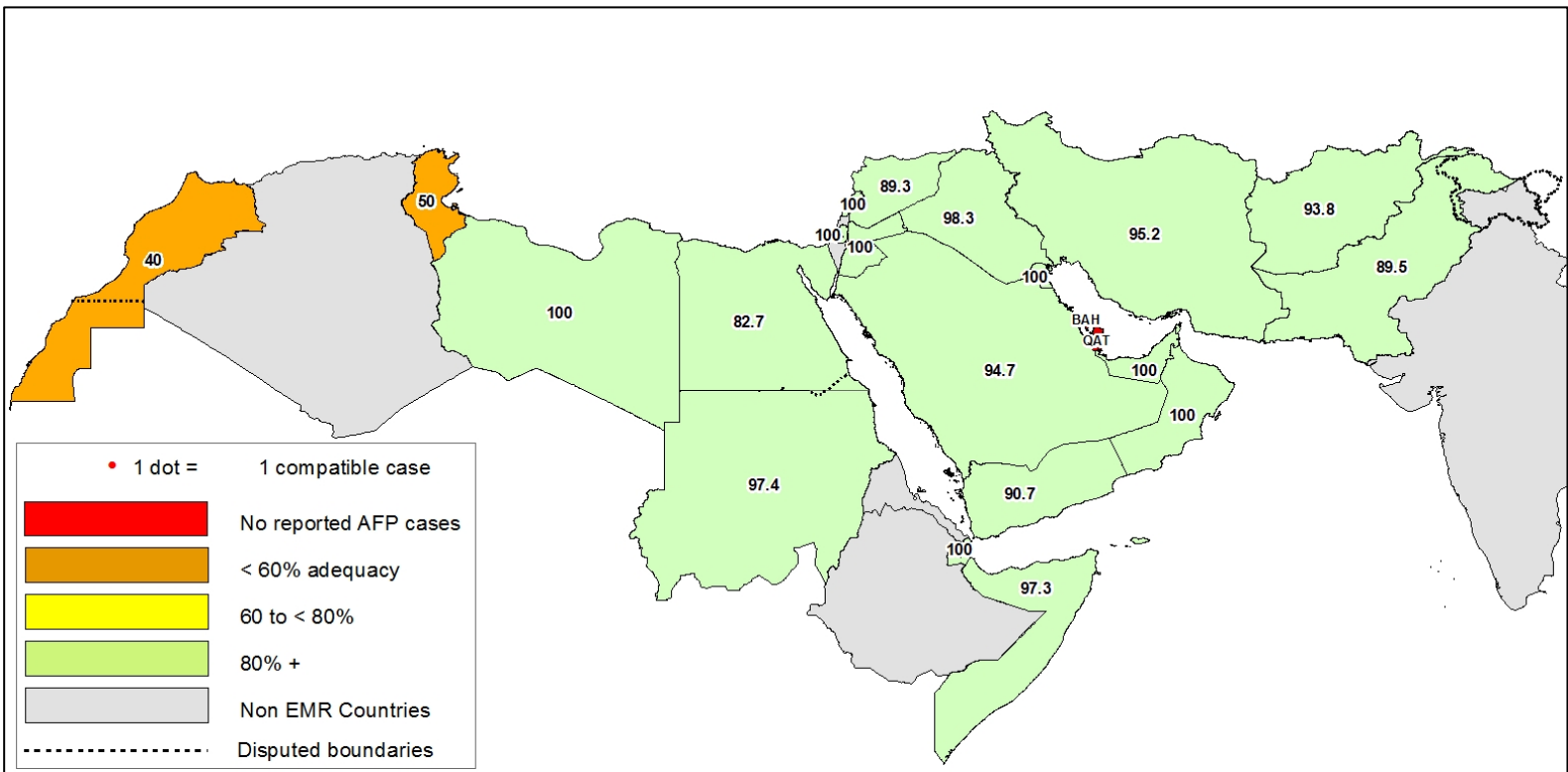


Table 8: Wild polio cases by country and date of onset of paralysis in EMR, 2020 - 2021

Year	COUNTRY	Count	First Case	Last Case
2020	AFG	56	4-Jan-20	19-Oct-20
	PAK	84	1-Jan-20	23-Nov-20
2020 Total		140	1-Jan-20	23-Nov-20
2021	AFG	1	1-Jan-21	1-Jan-21
	PAK	1	27-Jan-21	27-Jan-21
2021 Total		2	1-Jan-21	27-Jan-21

Figure 3: Non Polio AFP rate by Province in Afghanistan & by District in Pakistan 01/01/2021 - 21/02/2021

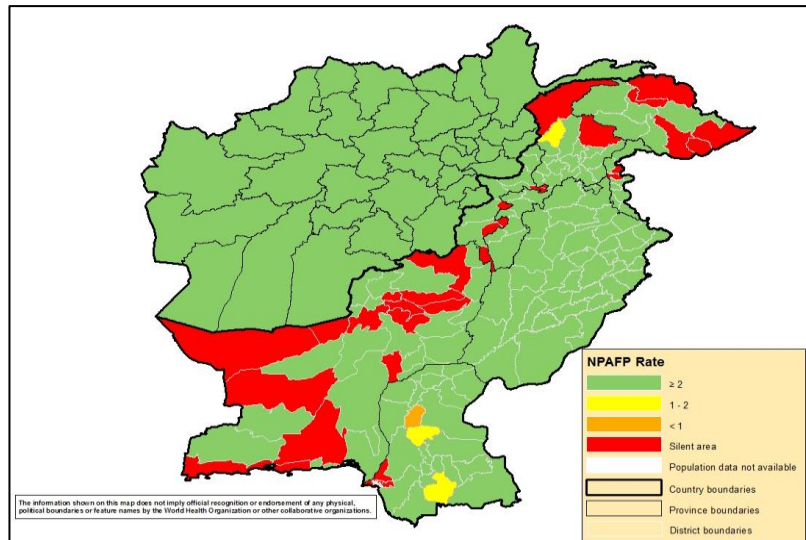


Figure 4: Percent of AFP cases with Adequate Samples in Afghanistan by Province & Pakistan by District 01/01/2021 - 21/02/2021

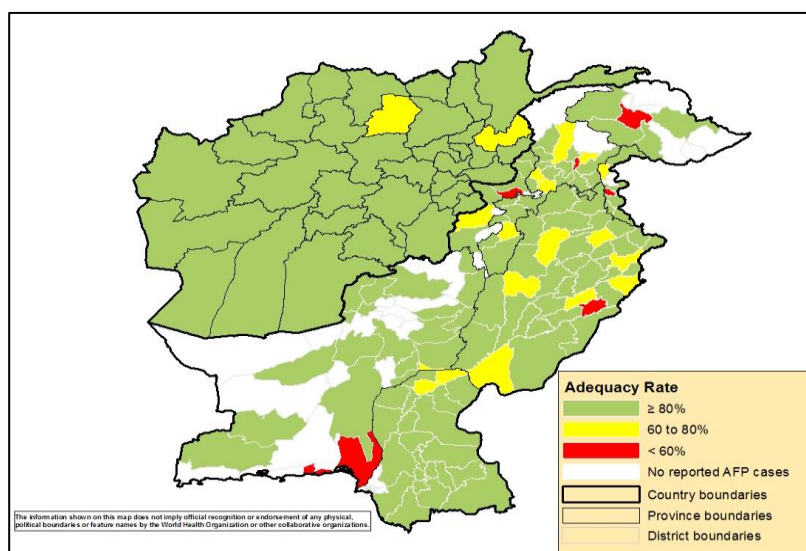
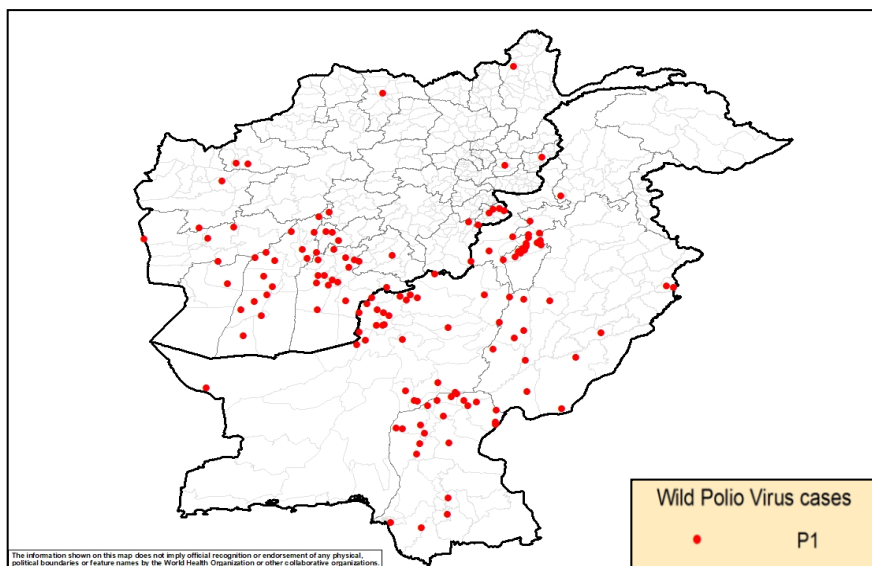
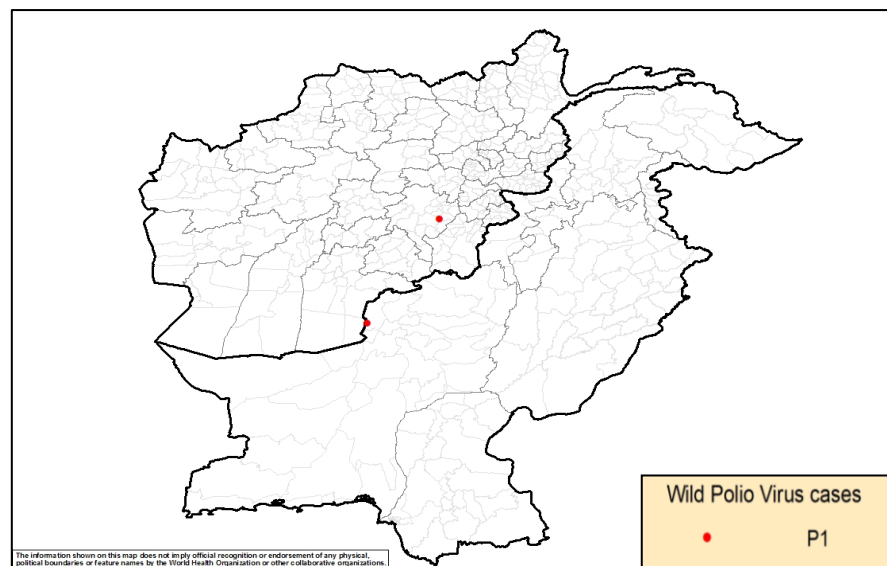


Figure 5: Wild Virus Cases by Type & District in Afghanistan & Pakistan

5(a) 01/01/2020 - 31/12/2020



5(b) 01/01/2021 - 21/02/2021



World Health Organization – Regional Office for Eastern Mediterranean

AFP SURVEILLANCE

Week 07, ending 21 February 2021

22-Feb-21

Number 1168

Table 9: Wild Polio cases by district and date of onset of paralysis, Afghanistan 2020-2021

ONSETYR	PROVINCE	DISTRICT	Count	First case	Last case
2020	BALKH	DEHDADI	1	15-Mar-20	15-Mar-20
	HIRAT	PASHTUNZARGHUN	1	29-Jun-20	29-Jun-20
		SHINDAND	1	21-Mar-20	21-Mar-20
	FARAH	BALABULUK	2	11-May-20	17-May-20
		ANARDARA	1	6-May-20	6-May-20
		BAKWA	1	4-Feb-20	4-Feb-20
	BADGHIS	QALA-E-NAW	1	5-Sep-20	5-Sep-20
		QADIS	1	13-May-20	13-May-20
	KUNAR	SHIGAL WA SHEL TAN	1	5-Mar-20	5-Mar-20
	LAGHMAN	MEHTARLAM	1	10-Feb-20	10-Feb-20
	PAKTIKA	NAKA	1	12-Aug-20	12-Aug-20
	KHOST	NADIRSHAHKOT	1	7-Sep-20	7-Sep-20
		BAK	2	3-Sep-20	7-Sep-20
		SABARI	1	8-Aug-20	8-Aug-20
		SPERA	1	1-Aug-20	1-Aug-20
	KANDAHAR	MARUF	1	14-Oct-20	14-Oct-20
		KANDAHAR	3	22-Jun-20	13-Sep-20
		ZHERAY	3	20-Jul-20	24-Aug-20
		SPINBOLDAK	1	25-Jul-20	25-Jul-20
		PANJWAYI	1	10-Jun-20	10-Jun-20
		SHAHWALIKOT	3	4-Mar-20	6-Jun-20
		NESH	1	23-May-20	23-May-20
		GHORAK	1	19-Mar-20	19-Mar-20
	ZABUL	QALAT	1	6-Aug-20	6-Aug-20
		ARGHANDAB	1	14-Jul-20	14-Jul-20
		MIZAN	1	21-Jan-20	21-Jan-20
	HILMAND	NAD-E-ALI	2	1-May-20	19-Oct-20
		WASHER	3	4-Jan-20	19-Oct-20
		BAGHRAN	2	16-Jul-20	4-Sep-20
		KAJAKI	2	10-Jun-20	27-Jul-20
		REG	4	25-May-20	3-Jun-20
DEH-E-SHU		1	27-May-20	27-May-20	
NAWZAD		1	11-May-20	11-May-20	
SANGIN		1	7-May-20	7-May-20	
URUZGAN	SHAHID-E-HASSAS	3	14-Jun-20	12-Jul-20	
	TIRINKOT	1	28-May-20	28-May-20	
NIMROZ	KHASHROD	1	28-Feb-20	28-Feb-20	
BADAKHSHAN	YAWAN	1	10-Mar-20	10-Mar-20	
2020 Total			56	4-Jan-20	19-Oct-20
2021	GAZNI	ANDAR	1	1-Jan-21	1-Jan-21
2021 Total			1	1-Jan-21	1-Jan-21

World Health Organization – Regional Office for Eastern Mediterranean
AFP SURVEILLANCE
Week 07, ending 21 February 2021

22-Feb-21
Number 1168

Table 10: Wild Polio cases by district and date of onset of paralysis, Pakistan 2020-2021

ONSETYR	PROVINCE	DISTRICT	Count	First case	Last case
2020	KHYBER PAKHTUNKHWA	PESHAWAR	1	13-Jul-20	13-Jul-20
		WAZIR-S	2	21-Feb-20	8-Jun-20
		BANNU	1	27-Apr-20	27-Apr-20
		TANK	4	11-Jan-20	15-Mar-20
		KARAK	2	20-Jan-20	13-Mar-20
		LAKKIMRWT	12	2-Jan-20	9-Mar-20
	BALOCHISTAN	KABDULAH	3	11-May-20	23-Nov-20
		QUETTA	5	17-Jul-20	5-Nov-20
		MASTUNG	1	15-Oct-20	15-Oct-20
		PISHIN	6	31-Jan-20	3-Oct-20
		KSAIFULAH	1	1-Sep-20	1-Sep-20
		CHAGHAI	1	4-Jun-20	4-Jun-20
		DUKKI	1	26-May-20	26-May-20
		JHALMAGSI	1	19-Apr-20	19-Apr-20
		ZHOB	2	22-Feb-20	13-Apr-20
		NSIRABAD	2	3-Jan-20	13-Apr-20
		SOHBATPUR	1	12-Feb-20	12-Feb-20
		JAFARABAD	1	12-Feb-20	12-Feb-20
		SIBI	1	7-Feb-20	7-Feb-20
		PUNJAB	LAYYAH	1	21-Oct-20
	MUZFARGARH		1	4-Oct-20	4-Oct-20
	VEHARI		1	16-Sep-20	16-Sep-20
	DGKHAN		5	18-Jan-20	14-Sep-20
	BAHAWALPUR		2	17-Aug-20	5-Sep-20
	RYKHAN		1	1-Sep-20	1-Sep-20
	LAHORE		2	12-Jun-20	24-Jul-20
	RAJANPUR		1	2-Jun-20	2-Jun-20
	SINDH	JACOBABAD	4	7-Feb-20	14-Jul-20
		GHOTKI	4	2-Mar-20	9-Jul-20
		KHILANDHI	1	9-Jun-20	9-Jun-20
		LARKANA	1	21-May-20	21-May-20
		KAMBAR	3	8-Jan-20	11-Apr-20
		KHAIRPUR	1	27-Mar-20	27-Mar-20
		NFEROZ	2	8-Feb-20	22-Feb-20
		SHIKARPUR	1	11-Feb-20	11-Feb-20
		KASHMORE	2	16-Jan-20	3-Feb-20
		SUJAWAL	1	7-Jan-20	7-Jan-20
		T.ALLAHYAR	1	7-Jan-20	7-Jan-20
		BADIN	1	1-Jan-20	1-Jan-20
	2020 Total			84	1-Jan-20
2021	BALOCHISTAN	KABDULAH	1	27-Jan-21	27-Jan-21
2021 Total			1	27-Jan-21	27-Jan-21

World Health Organization – Regional Office for Eastern Mediterranean

AFP SURVEILLANCE

22-Feb-21

Week 07, ending 21 February 2021

Number 1168

Table 11: Circulating VDPV2 cases and date of onset of paralysis in EMR countries by provinces 2020-2021

YEAR	COUNTRY	PROVINCE	Count	First Case	Last Case	
2021	AFG	FARAH	2	1-Jan-21	2-Jan-21	
		BADGHIS	1	12-Jan-21	12-Jan-21	
		GHAZNI	1	8-Jan-21	8-Jan-21	
		ZABUL	1	7-Jan-21	7-Jan-21	
	PAK	KHYBER PAKHTUNKHWA	2	14-Jan-21	14-Jan-21	
		BALOCHISTAN	2	2-Jan-21	3-Jan-21	
Total 2021			8	1-Jan-21	14-Jan-21	
2020	SOM	LOWER JUBA	1	29-Aug-20	29-Aug-20	
		AWDAL	1	1-Aug-20	1-Aug-20	
		GALBEED	1	29-Sep-20	29-Sep-20	
		HIRAN	1	18-Oct-20	18-Oct-20	
		MIDDLE SHABELLE	1	17-Jul-20	17-Jul-20	
		BAY	2	3-Sep-20	25-Oct-20	
		BANADIR	7	18-Jun-20	30-Sep-20	
	SUD	SOUTH DARFUR	3	7-Mar-20	18-Dec-20	
		NORTH DARFUR	1	26-Nov-20	26-Nov-20	
		EAST DARFUR	3	12-May-20	24-Jul-20	
		KHARTOUM	4	15-Jul-20	16-Nov-20	
		KASSALA	11	28-Jul-20	6-Nov-20	
		GEZIRA	5	9-Jul-20	19-Sep-20	
		RIVER NILE	5	29-Jun-20	27-Sep-20	
		RED SEA	8	29-Apr-20	29-Nov-20	
		WEST DARFUR	1	19-May-20	19-May-20	
		BLUE NILE	4	7-Aug-20	26-Nov-20	
		SOUTH KORDOFAN	2	20-Nov-20	25-Nov-20	
		NORTH KORDOFAN	3	29-Aug-20	2-Dec-20	
		SENNAR	1	16-Aug-20	16-Aug-20	
		WHITE NILE	3	15-Jun-20	22-Aug-20	
		GEDARIF	3	1-Apr-20	1-Aug-20	
		AFG	FARAH	17	1-Jun-20	27-Dec-20
			BALKH	2	29-Oct-20	3-Nov-20
	BADGHIS		10	1-Nov-20	27-Dec-20	
	FARYAB		1	18-Oct-20	18-Oct-20	
	SAMANGAN		1	1-Nov-20	1-Nov-20	
	HIRAT		2	10-Aug-20	15-Aug-20	
	LOGAR		4	20-Aug-20	18-Nov-20	
	KANDAHAR		73	4-Aug-20	30-Dec-20	
	HILMAND		40	1-Aug-20	24-Dec-20	
	JAWZIAN		3	4-Aug-20	21-Nov-20	
	KABUL		7	6-Jul-20	12-Oct-20	
	NURISTAN		2	21-Jun-20	13-Jul-20	
	NIMROZ		3	6-Jul-20	8-Aug-20	
	KHOST		17	5-Jul-20	19-Oct-20	
	PAKTYA		5	18-Jun-20	25-Oct-20	
	KUNDUZ		3	28-Aug-20	3-Oct-20	
	PAKTIKA		5	25-Aug-20	7-Oct-20	
	GHAZNI		7	29-Aug-20	26-Dec-20	
	BADAKHSHAN		1	23-Apr-20	23-Apr-20	
	LAGHMAN		14	20-May-20	23-Sep-20	
	TAKHAR		1	20-Sep-20	20-Sep-20	
	ZABUL		12	17-Sep-20	15-Nov-20	
	GHOR		1	14-Nov-20	14-Nov-20	
	URUZGAN		14	28-Aug-20	18-Dec-20	
	PARWAN		1	4-Sep-20	4-Sep-20	
	WARDAK		5	6-Sep-20	22-11-20	
	KUNAR		9	6-Apr-20	29-Sep-20	
	NANGARHAR		45	5-Feb-20	21-Sep-20	
	PAK		SINDH	45	2-May-20	28-Nov-20
BALOCHISTAN			23	29-Feb-20	24-Dec-20	
PUNJAB			25	5-Feb-20	5-Nov-20	
KHYBER PAKHTUNKHWA			42	2-Jan-20	24-May-20	
Total 2020			511	2-Jan-20	30-Dec-20	

Advance notification of a new cVDPV2 case from Badghis Province, Afghanistan, with onset in January 2021

VDPV2 isolates, EMR countries, 2020-2021

