

## Highlights of Polio Fax Bulletin No. 1166 for Week 05 2021

### I. Salient features this week

1. Polio eradication teams at the Regional and Country levels continue to contribute to the COVID19 Response, particularly in areas of surveillance (field and laboratory), data analysis, communications and coordination.
2. No new wild poliovirus type-1 (WPV1) cases reported, but four WPV1 positive environmental samples collected in 2021 were reported.
3. One new cVDPV1 case in 2020 reported from Yemen.
4. 34 cVDPV2 cases reported in 2020 from Afghanistan and six new cVDPV2 positive environmental samples (4 collected in 2020 and 2 in 2021) from Pakistan reported.

### II. Wild Poliovirus Type-1 (WPV1) Transmission

WPV1 transmission continues though restricted globally to only two countries in the EMR namely Pakistan and Afghanistan – the remaining polio endemic countries in the world.

As of week 05 of 2021, one WPV1 case was reported [26 in the same period in 2020; Afghanistan – 3, Pakistan - 23].

- a. *Human samples:* No new WPV1 cases reported this week.

#### Afghanistan:

In 2021, **1 WPV1** case has been reported so far from Southeast Region with onset of paralysis **1 January 2021**.

In 2020, **56 WPV1 cases** have been reported: 38 cases from South Region; 8 from West Region; 6 from Southeast Region; 2 from East Region; and one each from North and Badakhshan Regions. **The most recent case has onset of paralysis on 19 October 2020.**

#### Pakistan:

In 2020, **84 WPV1** cases are reported, 26 from Balochistan province, 22 cases each from Khyber Pakhtunkhwa (KP) and Sindh provinces, and 14 from Punjab. **The most recent case has onset of paralysis on 23 November 2020.**

- b. *Environmental samples:* 4 new WPV1 positive environmental samples from Pakistan in 2021 reported this week.
  - **Afghanistan:** In 2020, there are **35** WPV1 positive environmental samples including seven combined (WPV1 and cVDPV2) with most recent sample collected on 6 December 2020.
  - **Pakistan:** In 2021, there are **19** WPV1 positive environmental samples (including 1 mixture of WPV1 and cVDPV2 and 1 mixture of WPV1 and aVDPV2) with most recent sample collected on 18 January 2021. In 2020, there are **434** WPV1 positive environmental samples including 90 mixture of WPV1 and cVDPV2 and 6 mixtures of WPV1 and aVDPV2. Most recent positive sample collected on 28 December 2020.

### III. Vaccine Derived Polioviruses (VDPVs): One new cVDPV1 case reported with onset of paralysis in 2020 from Yemen and 34 new cVDPV2 cases from Afghanistan reported with onset of paralysis in 2020.

In 2021, one cVDPV2 case was reported from Pakistan. In 2020, a total of 29 cVDPV1 cases reported from Yemen and a total number of 508 cVDPV2 cases (303 from Afghanistan, 135 from Pakistan, 14 from Somalia and 56 from Sudan).

1. **Outbreaks:** Five countries have VDPVs outbreaks, four with cVDPV2 and one with cVDPV1.

**Afghanistan:** 34 new cVDPV2 cases in 2020 reported this week and no new positive environmental samples.

The newly reported 34 cVDPV2 cases include: 19 from South Region, 10 from West Region, 4 from Southeast Region and one North Region. Dates of onset vary between 16 October and 27 December 2020.

In 2020 to date, there are **303 cVDPV2** cases; 141 from South Region, 70 reported from East Region, 33 from Southeast Region, 30 from West Region, 17 from Central Region, 7 from North Region, 4 from Northeast Region, and 1 from Badakhshan Region. The **most recent case has onset on 27 December 2020.**

*Environment:* In 2020 to date, 169 cVDPV2 positive environmental samples including 7 mixture of WPV1 and cVDPV2 were reported. **The most recent cVDPV2 positive environmental sample was collected on 26 December 2020.**

**Pakistan:** No new VDPV cases, but six cVDPV2 positive environmental samples (4 in 2020, 2 in 2021) reported.

In 2021, there is **1** cVDPV2 case reported from Balochistan province with **onset on 3 January 2021**. In 2020, there are **135** cVDPV2 cases reported: 45 from Sindh province, 42 from KP, 25 from Punjab and 23 from Balochistan, with **most recent case's onset on 24 December 2020**.

**Environment:** In 2021 to date; there are **2** cVDPV2 positive samples with **most recent sample collected on 2 January 2021**.

In 2020, there are **132** cVDPV2 positive environmental samples (including 90 mixture of WPV1 and cVDPV2), the **most recent sample collected on 28 December 2020**.

**SOMALIA:** No new cVDPV2 cases or positive environmental samples reported.

In 2020 to date, **14** cVDPV2 cases reported, 7 from Banadir province, 2 from Bay and 1 each from Lower Juba, Middle Shabelle, Galbeed, Hiran and Awdal provinces, with **most recent date of onset 25 October 2020**.

Also, there are **26** cVDPV2 positive environmental samples reported, the most recent collected on 24 October 2020.

**SUDAN:** No new cVDPV2 cases or positive environmental samples reported.

In 2020 to date, **56** cVDPV2 cases reported. **The most recent case has onset of paralysis on 2 December 2020**.

A total of **11** environmental samples have been positive for cVDPV2 so far, all from Khartoum with most recent collection on 6 September 2020.

**YEMEN:** One new cVDPV1 case reported this week.

The newly reported cVDPV1 case is from Sahar district and province (date of onset 25 September 2020).

In 2020 to date, **29** cVDPV1 cases are reported. 28 cases are from Saadah province and 1 case from Sana'a City province. **The most recent case has onset of paralysis on 25 September 2020**.

2. **VDPV Events:** There are two countries currently having Events due to VDPV2. Response per WHO's SOPs are ongoing.

**Egypt:** An aVDPV2 positive environmental sample from Giza province (Al Eshreen site) was collected on 21 September 2020 and another VDPV2 positive environmental sample from Alexandria province (Gharab site) was collected on **10 January 2021**. Both isolates are under investigation to determine the appropriate response. The isolates are genetically related with earlier virus seen in Sudan consequent to importation from Chad. The Advisory Group mOPV2 deliberated in detail the situation in Egypt and advised to continue with enhanced surveillance activities. They remarked that vaccination response could be considered if additional data to support local transmission is available.

**Iran:** In 2020, Iran reported 3 VDPV2 positive environmental samples, one from Zaboul district (Zaboul site) and two from Zehedan district (Shirabad site), Sistan & Balochistan province. The isolates are genetically related with earlier viruses seen in Afghanistan and Pakistan. Given the risk for multiple importations and local circulation is high and increasing, two mOP2 rounds are scheduled in month of February 2021. **Date of most recent sample collection is 25 December 2020**.

#### IV. Surveillance performance indicators

In 2020, 14 out of 22 member states are meeting the global target of both key surveillance indicators: non polio AFP rate of 2/100,000 children aged below 15 years and percent AFP cases with adequate specimen 80% and above.

- Morocco and Tunisia are missing both indicators as their non-polio AFP rates are 0.8 and 1.3 and their percentage of AFP cases with adequate stool specimens is 68.7%, and 57.9%, respectively.
- Djibouti, Jordan, Oman, Palestine and United Arab Emirates have a non-polio AFP rate of 1.4, 0.8, 1.9, 0.9 and 1.5 respectively.
- Qatar has AFP cases with adequate stool specimens is 33.3%.

## World Health Organization – Regional Office for Eastern Mediterranean

## AFP SURVEILLANCE

8-Feb-21

Week 05, ending 7 February 2021

Number 1166

Table 1: Acute Flaccid Paralysis (AFP) cases by week of onset

Country	Reported AFP cases by week of onset - Week (05/21) / Ending on : 07/02/2021														
	Total AFP 2019	Total AFP 2020	Total AFP to date, 2021	W47 22 Nov 20	W48 29 Nov 20	W49 06 Dec 20	W50 13 Dec 20	W51 20 Dec 20	W52 27 Dec 20	W53 03 Jan 21	W01 10 Jan 21	W02 17 Jan 21	W03 24 Jan 21	W04 31 Jan 21	W05 07 Feb 21
Afghanistan	3768	3970	319	65	84	79	67	77	60	71	84	89	60	38	7
Bahrain	17	15	0	1	0	0	1	1	0	0	0	0	0	0	0
Djibouti	5	5	2	1	0	0	0	0	0	0	0	0	2	0	0
Egypt	1343	1009	84	24	30	24	28	38	9	12	12	13	29	17	4
Iran	1070	618	32	7	15	13	21	15	13	25	8	10	0	0	
Iraq	1157	476	86	10	11	20	11	13	11	12	15	24	27	12	
Jordan ****	113	32	2	0	0	0	0	0	0	0	1	0	0	1	
Kuwait	48	36	3	1	0	1	2	1	1	0	2	0	1	0	
Lebanon ****	87	49	3	2	2	0	2	1	0	1	1	0	1	0	
Libya	107	95	4	0	1	3	1	2	0	1	0	1	1	1	
Morocco	247	83	2	0	0	1	0	0	0	0	0	0	2	0	
Oman	30	22	0	0	0	0	1	0	1	0	0	0	0	0	0
Pakistan	15218	11914	734	216	236	231	198	180	197	187	246	205	150	46	0
Palestine ****	62	16	2	0	1	2	0	1	0	1	0	1	0	0	0
Qatar	9	9	0	0	0	0	0	0	0	0	0	0	0	0	0
Saudi Arabia	236	200	14	9	10	5	8	8	6	6	5	7	0	0	0
Somalia	361	375	20	6	7	3	7	7	3	2	4	3	9	3	0
Sudan	608	732	57	28	15	14	13	9	15	14	17	10	15	4	1
Syria ****	377	343	18	6	3	8	5	3	6	0	3	6	3	6	0
Tunisia	79	38	2	1	1	0	0	0	0	2	0	0	0	0	
U.A.E	50	19	2	0	0	0	0	0	0	0	1	1	0	0	
Yemen	779	825	58	15	25	21	18	16	13	14	14	14	10	11	2
<b>Total EMR</b>	<b>25771</b>	<b>20881</b>	<b>1444</b>	<b>392</b>	<b>441</b>	<b>425</b>	<b>383</b>	<b>372</b>	<b>335</b>	<b>348</b>	<b>413</b>	<b>384</b>	<b>310</b>	<b>139</b>	<b>14</b>

No data = No report received

Table 2: Confirmed polio cases by month of onset

Country	Total year 2019	Total year 2020	07/02		Confirmed polio cases by month of onset											
			2020	2021	March 2020	April 2020	May 2020	June 2020	July 2020	August 2020	September 2020	October 2020	November 2020	December 2020	January 2021	February 2021
Afghanistan	29	56	3	1	7	0	12	10	7	6	6	3	0	0	1	
Bahrain	0	0	0	0	0	0	0	0	0	0					0	
Djibouti	0	0	0	0	0	0	0	0	0	0	0			0		
Egypt	0	0	0	0	0	0	0	0	0	0	0	0	0			
Iran	0	0	0	0	0	0	0	0	0	0	0	0	0	0		
Iraq	0	0	0	0	0	0	0	0	0	0	0	0	0	0		
Jordan ****	0	0	0	0	0	0	0	0	0	0	0	0	0	0		
Kuwait	0	0	0	0	0	0	0	0	0	0	0	0	0	0		
Lebanon ****	0	0	0	0	0	0	0	0	0	0	0	0	0	0		
Libya	0	0	0	0	0	0	0	0	0	0	0	0				
Morocco	0	0	0	0		0					0					
Oman	0	0	0	0	0	0	0	0	0	0	0	0	0	0	0	
Pakistan	147	84	23	0	7	6	6	6	6	5	7	4	2			
Palestine ****	0	0	0	0	0	0	0	0	0	0	0	0	0	0	0	
Qatar	0	0	0	0	0	0	0	0	0	0	0	0	0	0	0	
Saudi Arabia	0	0	0	0	0	0	0	0	0	0	0	0	0	0		
Somalia	0	0	0	0	0	0	0	0	0	0	0	0	0	0		
Sudan	0	0	0	0	0	0	0	0	0	0	0	0	0	0		
Syria ****	0	0	0	0	0	0	0	0	0	0	0	0	0	0		
Tunisia	0	0	0	0	0	0	0	0	0	0	0	0	0	0		
U.A.E	0	0	0	0	0	0	0	0	0	0	0		0	0		
Yemen	0	0	0	0	0	0	0	0	0	0						
<b>Total EMR</b>	<b>176</b>	<b>140</b>	<b>26</b>	<b>1</b>	<b>14</b>	<b>6</b>	<b>18</b>	<b>16</b>	<b>13</b>	<b>11</b>	<b>13</b>	<b>7</b>	<b>2</b>	<b>0</b>	<b>1</b>	<b>0</b>

\*\*\*\* UNRWA cases are included with those of country of residence

## AFP SURVEILLANCE

8-Feb-21

Week 05, ending 7 February 2021

Number 1166

Table 3: Investigation of AFP cases with paralysis onset in 2020 &amp; 2021 up to Week (05/21) / Ending on : 07/02/2021)

COUNTRY	2020											2021											Latest line List Date		
	AFP									Specimen	Wild cases ****		AFP									Specimen		Wild cases ****	
	Total AFP cases onset 2020	Case classification					Non polio AFP rate **	AFP cases pending classification > 90 days from onset of paralysis	AFP cases pending classification and lab > 90 days from onset of paralysis		% with *** adequate specimens	Wild P1 Poliovirus	Wild P3 Poliovirus	Total AFP cases onset 2021	Case classification					Annualized Non polio AFP rate **	AFP cases pending classification > 90 days from onset of paralysis			AFP cases pending classification and lab > 90 days from onset of paralysis	% with *** adequate specimens
		Total Confirmed Polio Cases *	Polio Compatible	Pending Classification	Discarded (non polio AFP)	VDPV				Total Confirmed Polio Cases *					Polio Compatible	Pending Classification	Discarded (non polio AFP)	VDPV							
Afghanistan	3970	56	1	87	3520	307	18.5	49	1	92.5	56	0	319	1	0	158	160	0	14.5	0	0	91.2	1	0	07/02/2021
Bahrain	15	0	0	3	12	0	5.0	0	0	93.3	0	0	0	0	0	0	0	0	0.0	0	0		0	0	07/02/2021
Djibouti	5	0	0	4	1	0	1.4	3	0	100.0	0	0	2	0	0	2	0	0	5.2	0	0	100.0	0	0	07/02/2021
Egypt	1009	0	0	17	992	0	2.6	3	0	94.6	0	0	84	0	0	80	4	0	2.0	0	0	35.7	0	0	04/02/2021
Iran	618	0	0	1	617	0	3.0	0	0	98.5	0	0	32	0	0	5	27	0	1.5	0	0	100.0	0	0	06/02/2021
Iraq	476	0	0	7	469	0	2.9	1	0	93.3	0	0	86	0	0	46	40	0	5.1	0	0	98.8	0	0	06/02/2021
Jordan	32	0	0	0	32	0	0.8	0	0	96.9	0	0	2	0	0	2	0	0	0.5	0	0	100.0	0	0	04/02/2021
Kuwait	36	0	0	0	36	0	4.1	0	0	88.9	0	0	3	0	0	2	1	0	3.3	0	0	100.0	0	0	31/01/2021
Lebanon	49	0	0	3	46	0	2.6	0	0	89.8	0	0	3	0	0	2	1	0	1.6	0	0	100.0	0	0	05/02/2021
Libya	95	0	0	3	91	1	3.6	0	0	100.0	0	0	4	0	0	4	0	0	1.5	0	0	100.0	0	0	06/02/2021
Morocco	83	0	0	39	44	0	0.8	38	13	68.7	0	0	2	0	0	2	0	0	0.2	0	0	50.0	0	0	05/02/2020
Oman	22	0	0	0	22	0	1.9	0	0	100.0	0	0	0	0	0	0	0	0	0.0	0	0		0	0	07/02/2021
Pakistan	11914	84	19	376	11295	142	15.2	165	0	85.7	84	0	734	0	0	367	366	1	9.1	0	0	89.1	0	0	07/02/2021
Palestine	16	0	0	4	12	0	0.9	0	0	100.0	0	0	2	0	0	2	0	0	1.0	0	0	100.0	0	0	07/02/2021
Qatar	9	0	0	7	2	0	2.1	6	0	33.3	0	0	0	0	0	0	0	0	0.0	0	0		0	0	01/02/2021
Saudi Arabia	200	0	0	39	161	0	2.4	1	0	96.0	0	0	14	0	0	14	0	0	1.6	0	0	92.9	0	0	07/02/2021
Somalia	375	0	0	6	354	15	4.6	2	1	94.9	0	0	20	0	0	20	0	0	2.4	0	0	95.0	0	0	07/02/2021
Sudan	732	0	0	41	635	56	3.8	7	0	92.9	0	0	57	0	0	57	0	0	2.9	0	0	98.2	0	0	04/02/2021
Syria	343	0	0	2	341	0	4.3	0	0	91.0	0	0	18	0	0	15	3	0	2.2	0	0	94.4	0	0	06/02/2021
Tunisia	38	0	0	3	35	0	1.3	2	0	57.9	0	0	2	0	0	2	0	0	0.7	0	0	50.0	0	0	05/02/2021
U.A.E	19	0	0	2	17	0	1.5	2	2	100.0	0	0	2	0	0	2	0	0	1.5	0	0	100.0	0	0	01/02/2021
Yemen	825	0	1	134	661	29	5.9	32	17	88.8	0	0	58	0	0	58	0	0	4.0	0	0	93.1	0	0	06/02/2021
EMR	20881	140	21	778	19395	550	8.0	311	34	88.7	140	0	1444	1	0	840	602	1	5.3	0	0	88.0	1	0	
2019	25771	176	7	0	25559	29	10.2	0	0	89.5	176	0													

\* Confirmed polio cases refer to wild isolation from AFP cases or from contacts of negative index AFP cases

\*\* Non-polio AFP per 100,000 children &lt;15 years

\*\*\* Adequate here refers to two stool specimens collected at least 24 hours apart, within 14 days of paralysis onset and specimens received in the lab in Good Condition

\*\*\*\* AFP cases co infected with P1 and P3 are counted separately as wild isolates

World Health Organization – Regional Office for Eastern Mediterranean  
AFP SURVEILLANCE  
Week 05, ending 7 February 2021

8-Feb-21  
Number 1166

COUNTRY	2020						2021					
	# OF CONTACTS	LAB RESULTS					# OF CONTACTS	LAB RESULTS				
		WILD	VDPV	SL	NPEV	PENDING		WILD	VDPV	SL	NPEV	PENDING
AFG	1252	14	79	52	270	0	175	0	1	6	17	66
BAH	1	0	0	0	0	0	0	0	0	0	0	0
DJI	2	0	0	0	0	0	0	0	0	0	0	0
EGY	330	0	0	12	32	8	15	0	0	0	1	9
IRN	46	0	0	0	0	0	4	0	0	0	0	0
IRQ	168	0	0	4	10	0	12	0	0	0	0	12
JOR	0	0	0	0	0	0	0	0	0	0	0	0
KUW	0	0	0	0	0	0	0	0	0	0	0	0
LEB	5	0	0	0	0	0	0	0	0	0	0	0
LIB	19	0	0	0	0	0	0	0	0	0	0	0
MOR	8	0	0	0	0	4	0	0	0	0	0	0
OMA	64	0	0	2	8	1	0	0	0	0	0	0
PAK	4653	21	19	379	788	1	447	0	0	15	42	192
PAL	0	0	0	0	0	0	0	0	0	0	0	0
QAT	0	0	0	0	0	0	0	0	0	0	0	0
SAA	18	0	0	0	0	6	2	0	0	0	0	3
SOM	872	0	5	16	116	17	0	0	0	0	0	0
SUD	364	0	18	2	8	242	12	0	0	0	0	12
SYR	280	0	0	11	15	0	2	0	0	0	0	2
TUN	6	0	0	0	0	2	1	0	0	0	0	1
UAE	0	0	0	0	0	0	0	0	0	0	0	0
YEM	230	0	0	0	29	58	38	0	0	0	0	38
<b>EMR</b>	<b>8318</b>	<b>35</b>	<b>121</b>	<b>478</b>	<b>1276</b>	<b>339</b>	<b>708</b>	<b>0</b>	<b>1</b>	<b>21</b>	<b>60</b>	<b>335</b>

Table 4 (B): Most recent wild contacts in EMRO, 2020-2021

Year	Country	Data	
		Count of wild contacts	Date of Most Recent stool collection
2020	Afghanistan	14	26/Jul/20
	Pakistan	21	14/Dec/20
<b>2020 Total</b>		<b>35</b>	<b>14/Dec/20</b>

Table 4 (C): Number of distribution by district of -ve index AFP cases identified as wild positive by contact in EMR, 2020-2021

YEAR	COUNTRY	PROVINCE	DISTRICT	COUNT	First case	Last case
2020	AFG	KANDAHAR	NESH	1	23-May-20	23-May-20
			HILMAND	1	04-Jan-20	04-Jan-20
			NIMROZ	1	28-Feb-20	28-Feb-20
			FARAH	1	06-May-20	06-May-20
	PAK	BALOCHISTAN	KSAIFULLAH	1	01-Sep-20	01-Sep-20
			PUNJAB	1	24-Jul-20	24-Jul-20
			LAHORE	2	18-Jan-20	05-Jul-20
			DG KHAN	1	20-Jan-20	20-Jan-20
			KARAK	2	07-Feb-20	14-Jul-20
	SINDH	JACOBABAD				
<b>2020 Total</b>				<b>11</b>	<b>04-Jan-20</b>	<b>01-Sep-20</b>

Table 5: Laboratory investigation of AFP cases with paralysis onset in 2020 up to Week (05/2021) / Ending on : (07/02/2021)

Country	Polio laboratories  ITD / Nucleotide Sequencing (Nucleotide Sequencing performed by EGY, PAK, TUN, CDC and RIVM laboratories)	AFP cases with specimens	Preliminary virus isolation results of AFP cases						Poliovirus intratypic differentiation results #									Indicators				Latest report Date				
			Referred for ITD		NPEV only	Negative	Pending		Type 1			Type 2			Type 3			Discordant pending sequence	NPEV by PCR	Non-EV	Pending ITD		% specimens positive for NPEV*	% AFP cases with culture results within 14 days	% AFP cases with ITD results within 7 days	% AFP cases with ITD results within 45 days of onset**
			L20B+	L20B+/NPEV			received < / = 14 days	received > 14 days ago	Wild	Sabin	VDPV	Wild	Sabin	VDPV	Wild	Sabin	VDPV									
Afghanistan	RRL Pakistan	304	31	4	18	135	65		1	7			2			10				21	10%	100%	100%	100%	07/02/2021	
Bahrain	NPL Oman / CDC																								02/02/2021	
Djibouti	NPL Kenya / CDC	2					2																		07/02/2021	
Egypt***	RRL Egypt	72			7	20	44	1													17%	100%		100%	04/02/2021	
Iran	NPL Iran / CDC	53			2	34	16	1													4%	100%		100%	06/02/2021	
Iraq	RRL Egypt	86			4	39	43														9%	100%		100%	05/02/2021	
Jordan	NPL Jordan / RRL EGYPT	1				1															0%	100%		100%	28/01/2021	
Kuwait	RRL Kuwait / RIVM	2				1		1													0%	100%		100%	31/01/2021	
Lebanon	NPL Jordan / RRL EGYPT	1				1															0%	100%			28/01/2021	
Libya	RRL Tunisia / RIVM	1						1																	29/01/2021	
Morocco	NPL Morocco / RRL Tunisia																								29/01/2021	
Oman	NPL Oman / CDC																				0%				02/02/2021	
Pakistan	RRL Pakistan	708	86	11	56	301	238	12		27			3	1		14				67	11%	100%	100%	100%	07/02/2021	
Palestine & UNRWA		2				2															0%	0%		100%	07/02/2021	
Qatar	NPL Oman / CDC																								02/02/2021	
Saudi Arabia	NPL Saudi Arabia / CDC	10				5		5													0%	100%		100%	24/01/2021	
Somalia	NPL Kenya / CDC	20					11	9																	07/02/2021	
Sudan	NPL Sudan / RRL Egypt	56			4	20	31	1													15%	100%			04/02/2021	
Syria	NPL Syria / RRL Egypt	13				3	10														0%	100%			06/02/2021	
Tunisia	RRL Tunisia	3				3															0%	100%		100%	29/01/2021	
U.A.E	NPL Oman / CDC																								02/02/2021	
Yemen	NPL Kenya / CDC																								06/02/2021	
<b>Total EMR 2021</b>		1334	117	15	91	565	460	31	1	34			5	1		24				88	10%	100%	100%	100%		
<b>Total EMR 2020</b>		20237	1661	96	3016	15388	34	30	129	340	19		492	460		448	2	14	25	11	15	14%	94%	97%	94%	

\* Specimens from all sources including non-AFP cases, excluding environmental samples

\*\* This indicator reflects surveillance and laboratory activities

World Health Organization – Regional Office for Eastern Mediterranean  
AFP SURVEILLANCE  
Week 05, ending 7 February 2021

8-Feb-21  
Number 1166

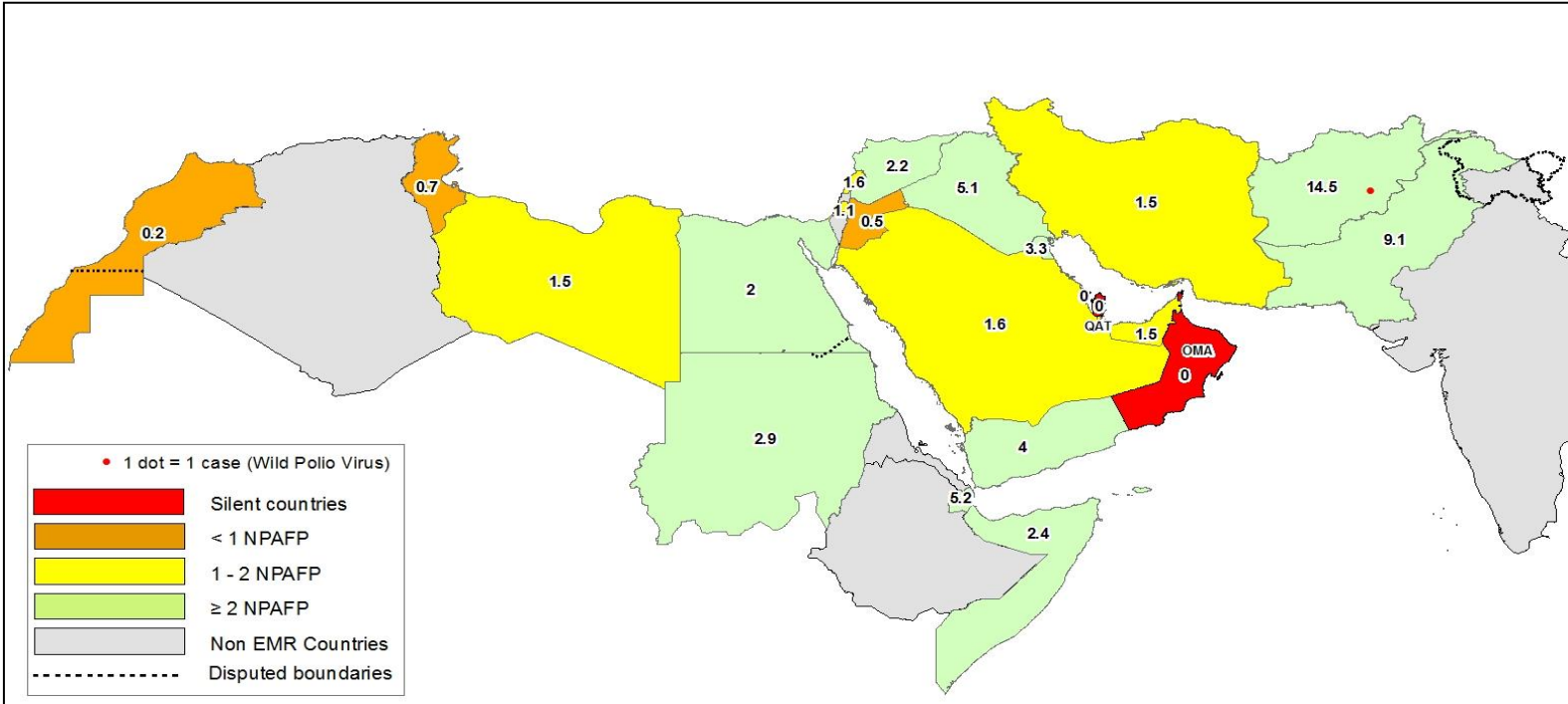
**Table 6: Environmental isolate by year and type**

COUNTRY	LAB RESULTS	2016	2017	2018	2019	2020	2021
AFG	Wild	2	42	83	56	28	
	Wild+cVDPV2					7	
	cVDPV2					162	
	aVDPV2					2	
	EV/SL	177	265	248	200	202	6
AFG Total	Negative	6	9	5	3	3	
	Pending					9	35
		185	316	336	259	413	41
EGY	aVDPV2					1	
	VDPV2						1
	EV/SL	493	481	508	666	500	31
	Negative	35	41	32	34	41	7
	Pending						17
	aVDPV3					1	
EGY Total	aVDPV1					1	
	VDPV3					1	
		528	522	540	700	545	56
IRN	Wild				3		
	VDPV2					3	
	EV/SL		5	51	65	43	2
	Negative		1	3	3		
IRN Total	Pending						3
			6	54	71	46	5
JOR	EV/SL	2	29	36	36	23	
	Negative		2			1	
JOR Total	Pending					1	2
		2	31	36	36	25	2
KUW	EV/SL			3	13		
	Negative				1		
KUW Total				3	14		
				44	44	29	
LEB	EV/SL	2	26	44	44	29	
	Negative	2	1	1	3	2	
LEB Total		4	27	45	47	31	
							17
PAK	Wild	59	105	139	367	338	17
	Wild+cVDPV2	2				90	1
	Wild+aVDPV2	1	1		2	6	1
	cVDPV2	2			29	42	1
	aVDPV2	3	4			17	
	EV/SL	456	523	531	420	330	6
PAK Total	Negative	6		3	4	6	
	Pending					1	44
		529	633	673	832	830	70
SOM	cVDPV2		2	18	5	26	
	cVDPV3			11			
	aVDPV2			2	1		
	cVDPV2+cVDPV3			1			
	EV/SL		20	43	28	18	
SOM Total	Negative		14	138	29	32	
	Pending					5	4
			36	213	63	81	4
SUD	cVDPV2					11	
	EV/SL			15	42	12	
	Negative				1	2	
	Pending				17	25	4
SUD Total				15	60	50	4
			4	81	155	188	9
SYR	EV/SL			21	30	17	
	Negative						10
SYR Total	Pending						19
			4	102	185	205	201
<b>TOTAL</b>		<b>1248</b>	<b>1575</b>	<b>2017</b>	<b>2267</b>	<b>2226</b>	<b>201</b>

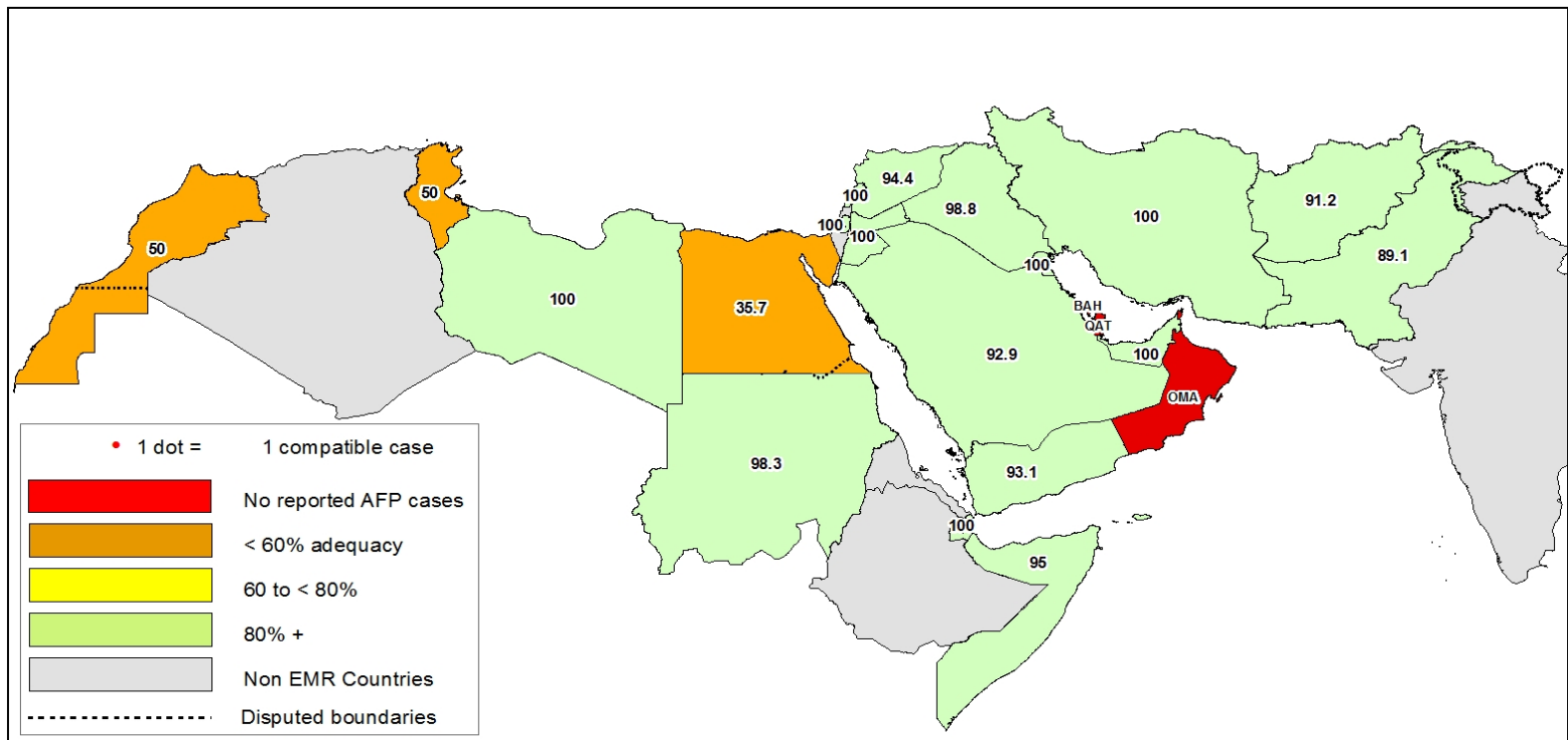
**Table 7: Environmental Wild/VDPV isolate by site 2020-2021**

YEAR	COUNTRY	LAB RESULTS	PROVINCE	Count	First date	Last date		
2020	AFG	Wild	HILMAND	10	1/Jan/20	24/Aug/20		
			HIRAT	4	26/Apr/20	23/Aug/20		
			KABUL	1	26/Sep/20	26/Sep/20		
			KANDAHAR	9	28/Jan/20	25/Jun/20		
			KHOST	1	25/Apr/20	25/Apr/20		
			KUNDUZ	1	27/Sep/20	27/Sep/20		
			NANGARHAR	2	26/Jan/20	6/Oct/20		
			Wild+cVDPV2	HILMAND	1	6/Sep/20	6/Sep/20	
				KANDAHAR	4	25/Jun/20	6/Dec/20	
				NANGARHAR	2	8/Jan/20	25/Jul/20	
				cVDPV2	HILMAND	31	27/May/20	6/Dec/20
					HIRAT	3	26/Sep/20	26/Dec/20
					KABUL	19	26/Apr/20	5/Nov/20
					KANDAHAR	33	9/Jul/20	6/Dec/20
					KHOST	6	24/Jun/20	23/Nov/20
		KUNAR			5	6/Jun/20	7/Nov/20	
		aVDPV2		KUNDUZ	2	23/Aug/20	24/Oct/20	
				LAGHMAN	4	24/Jul/20	6/Oct/20	
				NANGARHAR	58	7/Jan/20	23/Dec/20	
			PAKTYA	1	26/Jul/20	26/Jul/20		
			HILMAND	1	27/Sep/20	27/Sep/20		
			KABUL	1	26/Dec/20	26/Dec/20		
			<b>AFG Total</b>			<b>199</b>	<b>1/Jan/20</b>	<b>26/Dec/20</b>
			EGY	aVDPV2	GIZA	1	21/Sep/20	21/Sep/20
					<b>EGY Total</b>			<b>1</b>
		PAK	Wild	AJK	1	25/Feb/20	25/Feb/20	
				BALUCHISTAN	72	1/Jan/20	21/Sep/20	
				GBALISTAN	1	12/May/20	12/May/20	
				ISLAMABAD	5	16/Jan/20	10/Nov/20	
				KPAKHTUNKHWA	23	28/Jan/20	18/Dec/20	
				PUNJAB	122	4/Jan/20	28/Dec/20	
				SINDH	114	3/Jan/20	8/Dec/20	
				Wild+cVDPV2	BALUCHISTAN	26	1/Feb/20	21/Dec/20
	KPAKHTUNKHWA				1	11/Mar/20	11/Mar/20	
	PUNJAB				14	4/Jan/20	12/Oct/20	
	SINDH				49	3/Jan/20	10/Dec/20	
	BALUCHISTAN				15	2/Jun/20	28/Dec/20	
	cVDPV2			KPAKHTUNKHWA	5	10/Jan/20	15/Oct/20	
				PUNJAB	3	16/Jan/20	18/Dec/20	
				SINDH	19	8/Jun/20	10/Dec/20	
			BALUCHISTAN	3	17/Sep/20	17/Nov/20		
			KPAKHTUNKHWA	5	10/Apr/20	2/Dec/20		
	aVDPV2		PUNJAB	5	4/May/20	30/Dec/20		
			SINDH	4	13/Oct/20	10/Dec/20		
			<b>PAK Total</b>			<b>487</b>	<b>1/Jan/20</b>	<b>30/Dec/20</b>
		SOM	cVDPV2	BANADIR	23	5/Jan/20	24/Oct/20	
				BAY	2	19/Jun/20	20/Jun/20	
LOWER JUBA	1			8/Sep/20	8/Sep/20			
<b>SOM Total</b>			<b>26</b>	<b>5/Jan/20</b>	<b>24/Oct/20</b>			
SUD	cVDPV2	KHARTOUM	11	29/Mar/20	6/Sep/20			
<b>SUD Total</b>			<b>11</b>	<b>29/Mar/20</b>	<b>6/Sep/20</b>			
IRN	VDPV2	S & B	3	3/Oct/20	25/Dec/20			
		<b>IRN Total</b>			<b>3</b>	<b>3/Oct/20</b>	<b>25/Dec/20</b>	
<b>2020 Total</b>				<b>727</b>	<b>1/Jan/20</b>	<b>30/Dec/20</b>		
2021	EGY	VDPV2	ALEXANDRIA	1	10/Jan/21	10/Jan/21		
			<b>EGY Total</b>			<b>1</b>	<b>10/Jan/21</b>	<b>10/Jan/21</b>
	PAK	Wild	BALUCHISTAN	2	15/Jan/21	17/Jan/21		
			ISLAMABAD	1	11/Jan/21	11/Jan/21		
			KPAKHTUNKHWA	2	11/Jan/21	18/Jan/21		
			PUNJAB	8	4/Jan/21	18/Jan/21		
			SINDH	4	4/Jan/21	13/Jan/21		
			BALUCHISTAN	1	2/Jan/21	2/Jan/21		
Wild+cVDPV2	BALUCHISTAN	1	1/Jan/21	1/Jan/21				
	<b>PAK Total</b>			<b>19</b>	<b>1/Jan/21</b>	<b>18/Jan/21</b>		
<b>2021 Total</b>				<b>19</b>	<b>1/Jan/21</b>	<b>18/Jan/21</b>		

**Figure 1: Non Polio AFP Rate and Wild Virus in EMR 01/01/2021 - 07/02/2021**



**Figure 2: Percent of AFP cases with Adequate Samples & Compatible Cases in EMR 01/01/2021 - 07/02/2021**

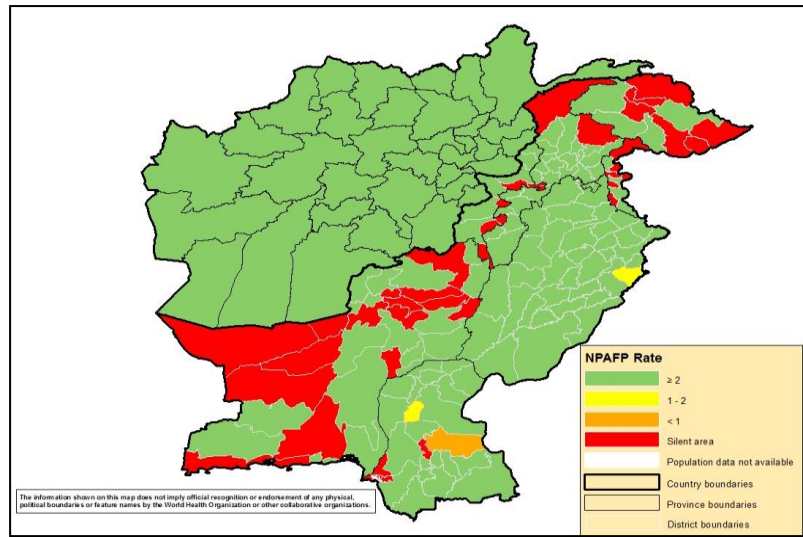


**Table 8: Wild polio cases by country and date of onset of paralysis in EMR, 2020 - 2021**

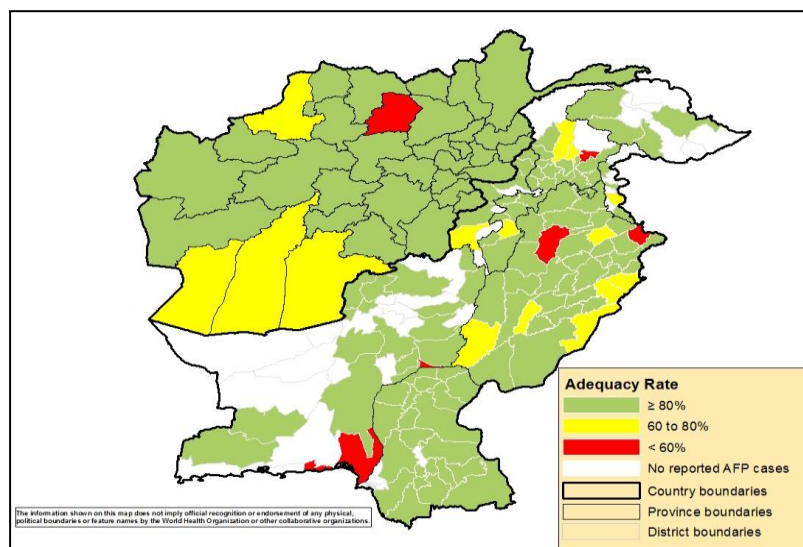
Year	COUNTRY	Count	First Case	Last Case
2020	AFG	56	4-Jan-20	19-Oct-20
	PAK	84	1-Jan-20	23-Nov-20
<b>2020 Total</b>		<b>140</b>	<b>1-Jan-20</b>	<b>23-Nov-20</b>
2021	AFG	1	1-Jan-21	1-Jan-21
<b>2021 Total</b>		<b>1</b>	<b>1-Jan-21</b>	<b>1-Jan-21</b>



**Figure 3: Non Polio AFP rate by Province in Afghanistan & by District in Pakistan 01/01/2021 - 07/02/2021**

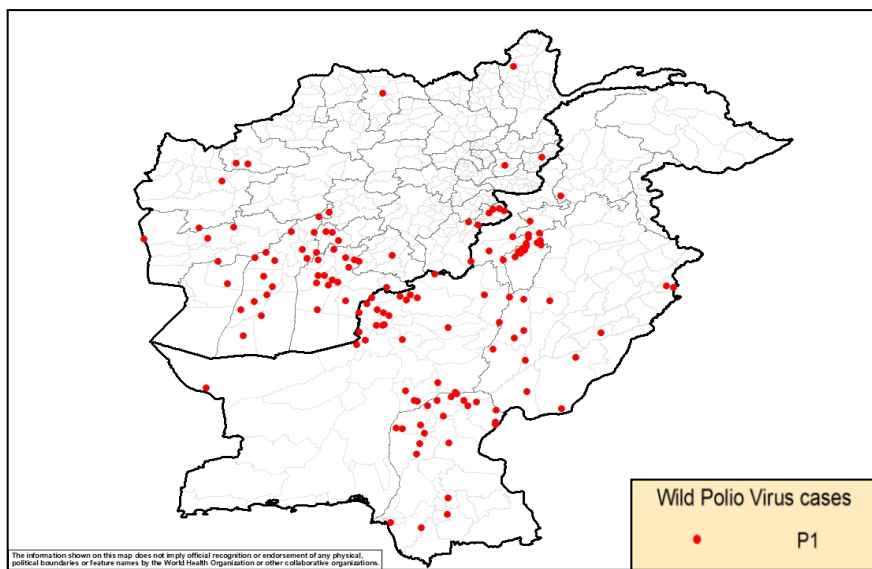


**Figure 4: Percent of AFP cases with Adequate Samples in Afghanistan by Province & Pakistan by District 01/01/2021 - 07/02/2021**

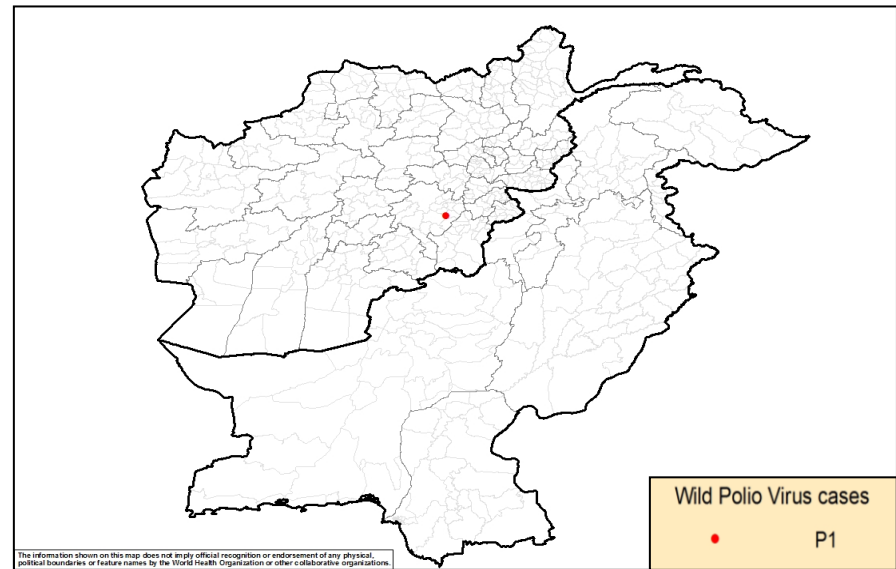


**Figure 5: Wild Virus Cases by Type & District in Afghanistan & Pakistan**

**5(a) 01/01/2020 - 31/12/2020**



**5(b) 01/01/2021 - 07/02/2021**



## World Health Organization – Regional Office for Eastern Mediterranean

## AFP SURVEILLANCE

Week 05, ending 7 February 2021

8-Feb-21

Number 1166

**Table 9: Wild Polio cases by district and date of onset of paralysis, Afghanistan 2020-2021**

ONSETYR	PROVINCE	DISTRICT	Count	First case	Last case
2020	BALKH	DEHDADI	1	15-Mar-20	15-Mar-20
	HIRAT	PASHTUNZARGHUN	1	29-Jun-20	29-Jun-20
		SHINDAND	1	21-Mar-20	21-Mar-20
	FARAH	BALABULUK	2	11-May-20	17-May-20
		ANARDARA	1	6-May-20	6-May-20
		BAKWA	1	4-Feb-20	4-Feb-20
	BADGHIS	QALA-E-NAW	1	5-Sep-20	5-Sep-20
		QADIS	1	13-May-20	13-May-20
	KUNAR	SHIGAL WA SHEL TAN	1	5-Mar-20	5-Mar-20
	LAGHMAN	MEHTARLAM	1	10-Feb-20	10-Feb-20
	PAKTIKA	NAKA	1	12-Aug-20	12-Aug-20
	KHOST	NADIRSHAHKOT	1	7-Sep-20	7-Sep-20
		BAK	2	3-Sep-20	7-Sep-20
		SABARI	1	8-Aug-20	8-Aug-20
		SPERA	1	1-Aug-20	1-Aug-20
	KANDAHAR	MARUF	1	14-Oct-20	14-Oct-20
		KANDAHAR	3	22-Jun-20	13-Sep-20
		ZHERAY	3	20-Jul-20	24-Aug-20
		SPINBOLDAK	1	25-Jul-20	25-Jul-20
		PANJWAYI	1	10-Jun-20	10-Jun-20
		SHAHWALIKOT	3	4-Mar-20	6-Jun-20
		NESH	1	23-May-20	23-May-20
		GHORAK	1	19-Mar-20	19-Mar-20
	ZABUL	QALAT	1	6-Aug-20	6-Aug-20
		ARGHANDAB	1	14-Jul-20	14-Jul-20
		MIZAN	1	21-Jan-20	21-Jan-20
	HILMAND	NAD-E-ALI	2	1-May-20	19-Oct-20
		WASHER	3	4-Jan-20	19-Oct-20
		BAGHRAN	2	16-Jul-20	4-Sep-20
		KAJAKI	2	10-Jun-20	27-Jul-20
		REG	4	25-May-20	3-Jun-20
		DEH-E-SHU	1	27-May-20	27-May-20
NAWZAD		1	11-May-20	11-May-20	
SANGIN		1	7-May-20	7-May-20	
URUZGAN	SHAHID-E-HASSAS	3	14-Jun-20	12-Jul-20	
	TIRINKOT	1	28-May-20	28-May-20	
NIMROZ	KHASHROD	1	28-Feb-20	28-Feb-20	
BADAKHSHAN	YAWAN	1	10-Mar-20	10-Mar-20	
<b>2020 Total</b>			<b>56</b>	<b>4-Jan-20</b>	<b>19-Oct-20</b>
2021	GAZNI	ANDAR	1	1-Jan-21	1-Jan-21
<b>2021 Total</b>			<b>1</b>	<b>1-Jan-21</b>	<b>1-Jan-21</b>

## World Health Organization – Regional Office for Eastern Mediterranean

## AFP SURVEILLANCE

Week 05, ending 7 February 2021

8-Feb-21

Number 1166

Table 10: Wild Polio cases by district and date of onset of paralysis, Pakistan 2020-2021

ONSETYR	PROVINCE	DISTRICT	Count	First case	Last case	
2020	KHYBER PAKHTUNKHWA	PESHAWAR	1	13-Jul-20	13-Jul-20	
		WAZIR-S	2	21-Feb-20	8-Jun-20	
		BANNU	1	27-Apr-20	27-Apr-20	
		TANK	4	11-Jan-20	15-Mar-20	
		KARAK	2	20-Jan-20	13-Mar-20	
		LAKKIMRWT	12	2-Jan-20	9-Mar-20	
	BALOCHISTAN	KABDULAH	3	11-May-20	23-Nov-20	
		QUETTA	5	17-Jul-20	5-Nov-20	
		MASTUNG	1	15-Oct-20	15-Oct-20	
		PISHIN	6	31-Jan-20	3-Oct-20	
		KSAIFULAH	1	1-Sep-20	1-Sep-20	
		CHAGHAI	1	4-Jun-20	4-Jun-20	
		DUKKI	1	26-May-20	26-May-20	
		JHALMAGSI	1	19-Apr-20	19-Apr-20	
		ZHOB	2	22-Feb-20	13-Apr-20	
		NSIRABAD	2	3-Jan-20	13-Apr-20	
		SOHBATPUR	1	12-Feb-20	12-Feb-20	
		JAFARABAD	1	12-Feb-20	12-Feb-20	
		SIBI	1	7-Feb-20	7-Feb-20	
		PUNJAB	LAYYAH	1	21-Oct-20	21-Oct-20
	MUZFARGARH		1	4-Oct-20	4-Oct-20	
	VEHARI		1	16-Sep-20	16-Sep-20	
	DGKHAN		5	18-Jan-20	14-Sep-20	
	BAHAWALPUR		2	17-Aug-20	5-Sep-20	
	RYKHAN		1	1-Sep-20	1-Sep-20	
	LAHORE		2	12-Jun-20	24-Jul-20	
	SINDH	RAJANPUR	1	2-Jun-20	2-Jun-20	
		JACOBABAD	4	7-Feb-20	14-Jul-20	
		GHOTKI	4	2-Mar-20	9-Jul-20	
		KHILANDHI	1	9-Jun-20	9-Jun-20	
		LARKANA	1	21-May-20	21-May-20	
		KAMBAR	3	8-Jan-20	11-Apr-20	
		KHAIRPUR	1	27-Mar-20	27-Mar-20	
		NFEROZ	2	8-Feb-20	22-Feb-20	
		SHIKARPUR	1	11-Feb-20	11-Feb-20	
		KASHMORE	2	16-Jan-20	3-Feb-20	
		SUJAWAL	1	7-Jan-20	7-Jan-20	
		T.ALLAHYAR	1	7-Jan-20	7-Jan-20	
	BADIN	1	1-Jan-20	1-Jan-20		
	<b>2020 Total</b>			<b>84</b>	<b>1-Jan-20</b>	<b>23-Nov-20</b>

World Health Organization – Regional Office for Eastern Mediterranean

AFP SURVEILLANCE

1-Feb-21

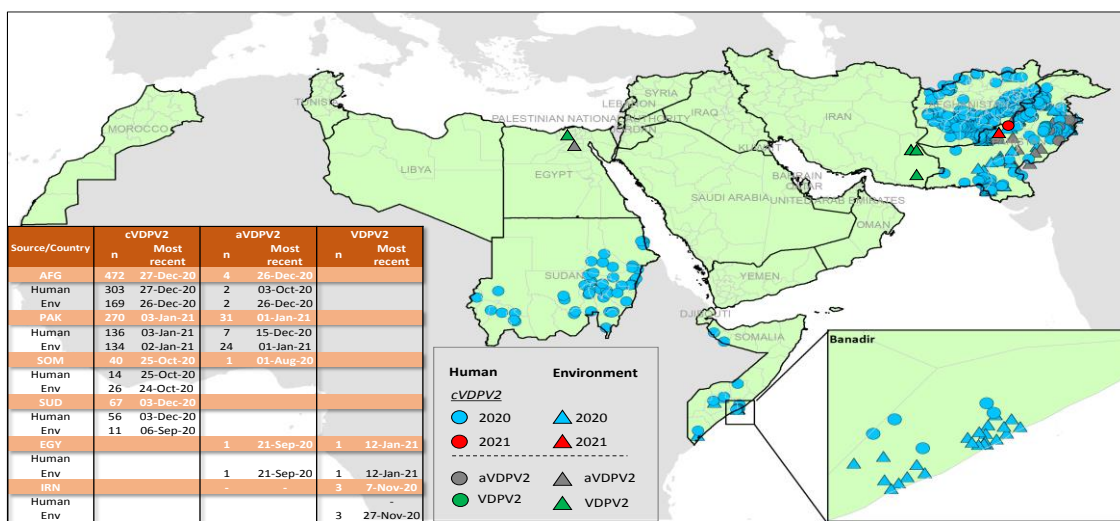
Week 04, ending 31 January 2021

Number 1165

Table 11: Circulating VDPV2 cases and date of onset of paralysis in EMR countries by provinces 2020-2021

YEAR	COUNTRY	PROVINCE	Count	First Case	Last Case
2021	PAK	BALOCHISTAN	1	3-Jan-21	3-Jan-21
<b>Total 2021</b>			<b>1</b>	<b>3-Jan-21</b>	<b>3-Jan-21</b>
2020	SOM	LOWER JUBA	1	29-Aug-20	29-Aug-20
		AWDAL	1	1-Aug-20	1-Aug-20
		GALBEED	1	29-Sep-20	29-Sep-20
		HIRAN	1	18-Oct-20	18-Oct-20
		MIDDLE SHABELLE	1	17-Jul-20	17-Jul-20
		BAY	2	3-Sep-20	25-Oct-20
	SUD	BANADIR	7	18-Jun-20	30-Sep-20
		SOUTH DARFUR	2	7-Mar-20	29-Apr-20
		NORTH DARFUR	1	26-Nov-20	26-Nov-20
		EAST DARFUR	3	12-May-20	24-Jul-20
		KHARTOUM	4	15-Jul-20	16-Nov-20
		KASSALA	11	28-Jul-20	6-Nov-20
		GEZIRA	5	9-Jul-20	19-Sep-20
		RIVER NILE	5	29-Jun-20	27-Sep-20
		RED SEA	8	29-Apr-20	29-Nov-20
		WEST DARFUR	1	19-May-20	19-May-20
		BLUE NILE	4	7-Aug-20	26-Nov-20
		SOUTH KORDOFAN	2	20-Nov-20	25-Nov-20
		NORTH KORDOFAN	3	29-Aug-20	2-Dec-20
		SENNAR	1	16-Aug-20	16-Aug-20
		WHITE NILE	3	15-Jun-20	22-Aug-20
	GEDARIF	3	1-Apr-20	1-Aug-20	
	AFG	FARAH	12	1-Jun-20	16-Dec-20
		BALKH	2	29-Oct-20	3-Nov-20
		BADGHIS	5	1-Nov-20	14-Dec-20
		SAMANGAN	1	1-Nov-20	1-Nov-20
		HIRAT	2	10-Aug-20	15-Aug-20
		LOGAR	4	20-Aug-20	18-Nov-20
		KANDAHAR	65	4-Aug-20	1-Dec-20
		HILMAND	34	1-Aug-20	8-Dec-20
		JAWZIAN	3	4-Aug-20	21-Nov-20
		KABUL	7	6-Jul-20	12-Oct-20
		NURISTAN	2	21-Jun-20	13-Jul-20
		NIMROZ	3	6-Jul-20	8-Aug-20
		KHOST	16	5-Jul-20	19-Oct-20
		PAKTYA	4	18-Jun-20	5-Sep-20
		KUNDUZ	3	28-Aug-20	3-Oct-20
		PAKTIKA	6	25-Aug-20	25-Oct-20
		GHAZNI	3	29-Aug-20	18-Dec-20
		BADAKHSAN	1	23-Apr-20	23-Apr-20
		LAGHMAN	14	20-May-20	23-Sep-20
		TAKHAR	1	20-Sep-20	20-Sep-20
		ZABUL	9	17-Sep-20	31-Oct-20
		GHOR	1	14-Nov-20	14-Nov-20
		URUZGAN	11	28-Aug-20	21-Nov-20
		PARWAN	1	4-Sep-20	4-Sep-20
	WARDAK	5	6-Sep-20	22-Nov-20	
KUNAR	9	6-Apr-20	29-Sep-20		
NANGARHAR	45	5-Feb-20	21-Sep-20		
PAK	SINDH	45	2-May-20	28-Nov-20	
	BALOCHISTAN	23	29-Feb-20	24-Dec-20	
	PUNJAB	25	5-Feb-20	5-Nov-20	
		KHYBER PAKHTUNKHWA	42	2-Jan-20	24-May-20
<b>Total 2020</b>			<b>474</b>	<b>2-Jan-20</b>	<b>24-Dec-20</b>

VDPV2 isolates, EMR countries, 2020-2021



aVDPV3, AFP Case reported 1 Libya, 1 Afghanistan & 1 ENV Egypt / aVDPV1, AFP Cases reported 1 Somalia & 1 ENV Egypt / 29 cVDPV1, AFP cases from Yemen / 1 VDPV3, ENV in Egypt