

## Highlights of Polio Fax Bulletin No. 1148 for Week 40 2020

### I. Salient features

1. Polio eradication teams at the Regional and Country levels are contributing into COVID19 Response, particularly in areas of surveillance (field and laboratory), data analysis, communications and coordination.
2. Wild Poliovirus Type-1 (WPV1): 4 new cases from Afghanistan & 15 new positive environmental samples from Pakistan
3. Vaccine Derived Poliovirus (VDPV):
  - cVDPV1: No new cases reported this week.
  - cVDPV2: 8 new cVDPV2 cases from Afghanistan 5 new cVDPV2 positive environmental samples, 2 from Afghanistan and 3 from Somalia.

**Important:** A new VDPV2 has been detected from an environmental sample collected on 21 September 2020, from Egypt (Giza). Genetic analysis reflects that virus is related with virus earlier detected in Sudan. The new PV2 virus is classified as cVDPV2, as described in GPEI Guidelines for Reporting and Classification of Vaccine-derived Polioviruses. This VDPV2 is from the same emergence (CHA-NDJ-1) which has originated from Chad and caused international spread to Sudan in the EMR and South Sudan, Cameroon and Central African Republic in the WHO's African Region. Comprehensive field investigation and risk analysis have been initiated in Egypt to strategize the programmatic response per SOPs.

*Advance notification: 3 new WPV1 cases all from Pakistan – details will be shared in next bulletin.*

### II. Wild Poliovirus Transmission

**Endemic countries (Pakistan & Afghanistan):** Total WPV1 cases in 2020 to date is 125 (51 from Afghanistan and 74 from Pakistan). This compares with 96 cases in 2019 in the same period (20 from Afghanistan and 76 from Pakistan).

a. *Human samples:* Four new WPV1 positive cases from Afghanistan.

**Afghanistan:** The new 4 WPV1 details are as follows:

Case (1): Reported from Baghran district, Hilmand province, with date of onset 4 September 2020. The case is a 22-months old male child. The child reportedly received only 1 OPV dose from supplementary immunization activities (SIAs) and none from routine.

Case (2): Reported from Qala-E-Naw district, Badghis province, with date of onset 5 September 2020. The case is a 4-months old male child. The child did not receive any OPV doses neither from routine nor from SIAs.

Case (3): Reported from Bak district, Khost province, with date of onset 7 September 2020. The case is a 16-months old female child. The child reportedly received only 1 OPV dose from routine and none from SIAs.

Case (4): Reported from Nadirshahkot district, Khost province, with date of onset 7 September 2020. The case is a 7-months old male child. The child reportedly received only 1 OPV dose from routine and none from SIAs.

In 2020, **51 WPV1 cases** have been reported so far: 16 cases from Kandahar province; 10 from Hilmand province; four each from Farah, Uruzgan and Khost provinces; three from Zabul province; two each from Herat and Badghis provinces; and one each from Nimroz, Laghman, Kunar, Badakhshan, Balkh and Paktika provinces. **The most recent case has onset of paralysis on 7 September 2020.**

**Pakistan:** In 2020 to date, **74 WPV1 cases** are reported, 22 cases each from Khyber Pakhtunkhwa (KP) and Sindh provinces, 20 from Balochistan province and 10 from Punjab province. **The most recent case has onset of paralysis on 5 September 2020.**

b. *Environmental samples:* 15 new WPV1 positive environmental samples all from Pakistan.

- **Afghanistan:** In 2020 to date, there are 29 WPV1 positive environmental samples including three combined (WPV1 and cVDPV2) with most recent sample collected on 6 September 2020.
- **Pakistan:** In 2020 to date, there are 355 WPV1 positive environmental samples including 39 combined (WPV1 and cVDPV2) and 3 combined (WPV1 and aVDPV2) with most recent positive sample collected on 22 September 2020.

**III. Vaccine Derived Polioviruses (VDPVs):** Total cVDPV2 cases in 2020 to date is 178 (79 from Afghanistan, 64 from Pakistan, 4 from Somalia and 23 from Sudan). This compares with 9 cases in 2019 in the same period (6 from Pakistan and 3 from Somalia).

**Afghanistan:** Eight new cVDPV2 cases and two positive environmental sample were reported this week.

*Human samples:* The 8 new cVDPV2 cases reported this week are from Farah province (Bakwa – 2 & Purchaman – 1), Hirat province (Kushk – 1), Logar province (Azra – 1), Khost province (Tani – 1), Nimroz province (Khashrod – 1) and Kandahar province (Arghandab – 1). The dates of onset of these cases vary between 19 July to 20 August 2020.

**In 2020 to date, there are 87 cVDPV2 cases;** 44 reported from Nangarhar province, 12 from Laghman province, 8 from Kunar province, 4 from Farah province, 3 each from Kabul, Nimroz and Khost provinces, 2 each from Nuristan and Kandahar provinces and one each from Badakhshan, Paktya, Jawzian, Hilmand, Hirat and Logar provinces and with **most recent case's onset on 20 August 2020.**

*Environment:* In 2020 to date, 78 cVDPV2 positive environmental samples including 3 combined (WPV1 and cVDPV2) were reported: 37 from Jalalabad, 10 from Batikot, 3 from Behsud districts, Nangarhar province, 8 from Kabul district, Kabul province, 4 from Asadabad and 8 from Kandahar districts, Kandahar province; 3 from Lashkargah district, Hilmand province; 2 each from Khost (Matun) district, Khost province and Mehtarlam (Gumeen) district, Laghman province and 1 from Gardez district, Paktya province,; with **most recent collection on 4 August 2020.**

**Pakistan:** In 2020 to date, there are 64 cVDPV2 cases reported. Cases include 42 from KP province, 11 from Punjab province, 10 from Sindh province and 1 from Balochistan province, with most recent case's onset on 18 August 2020. In addition to 5 aVDPV2 cases all from Punjab province, with most recent case's onset on 23 August 2020.

*Environment:* In 2020, there are 51 positive environmental samples for cVDPV2 so far (including 39 combined WPV1 and cVDPV2), the most recent sample collected on 12 August 2020. Also, there are five aVDPV2 isolates detected in the environment samples, which include three combined (WPV1 + aVDPV2). The most recent aVDPV2 positive environmental sample was collected on 10 April 2020.

**SOMALIA:** No new VDPV cases, but 3 new cVDPV2 positive environmental samples were reported this week. In 2020 to date: Four cVDPV2 cases reported from Abdul Aziz, Shibis, Dharkenley and Daynile districts, Banadir province, with **most recent date of onset 31 July 2020.** Also, there are 23 cVDPV2 positive environmental samples reported, the most recent collected on 29 August 2020.

**SUDAN:** No new VDPV cases or positive environmental samples reported this week.

In 2020 to date, 23 cVDPV2 cases reported. **The most recent case has onset of paralysis on 18 August 2020.**

A total of eight environmental samples have been positive for cVDPV2 so far, all from Khartoum with most recent collection on 9 August 2020.

**YEMEN:** No new VDPV cases.

In 2020 to date, 14 cVDPV1 cases are reported. All cases are from Saadah province, 5 from Kitaf Wa Buga district, 3 each from Sahar and Al Safrah districts, and one each from Sageen, Saadh City and Majz districts. The dates of onset vary between 31 January to 5 June 2020.

#### IV. Surveillance performance indicators

In 2020, 13 out of 22 member states are meeting the global target of both key surveillance indicators, namely non polio AFP rate of 2 per 100,000 children aged below 15 years and percent AFP cases with adequate specimen 80% and above.

- Djibouti, Morocco and Tunisia are missing both indicators as their non-polio AFP rates are 1.1, 1.0 and 1.3 and their percentage of AFP cases with adequate stool specimens is 66.7%, 65.8% and 63.0%, respectively.
- Jordan, Oman, Palestine, Qatar, Saudi Arabia and United Arab Emirates have a non-polio AFP rate of 1.0, 1.6, 0.7, 0.6, 1.5 and 1.8 respectively.

## World Health Organization – Regional Office for Eastern Mediterranean

## AFP SURVEILLANCE

5-Oct-20

Week 40, ending 4 October 2020

Number 1148

Table 1: Acute Flaccid Paralysis (AFP) cases by week of onset

Country	Reported AFP cases by week of onset - Week (40/20) / Ending on : 04/10/2020														
	Total AFP 2018	Total AFP 2019	Total AFP to date, 2020	W29 19 Jul 20	W30 26 Jul 20	W31 02 Aug 20	W32 09 Aug 20	W33 16 Aug 20	W34 23 Aug 20	W35 30 Aug 20	W36 06 Sep 20	W37 13 Sep 20	W38 20 Sep 20	W39 27 Sep 20	W40 04 Oct 20
Afghanistan	3378	3768	2800	94	72	69	96	73	94	91	116	95	94	38	5
Bahrain	35	17	10	0	0	0	0	0	0	0	0	0	0	0	
Djibouti	0	5	3	0	0	0	0	0	0	2	0	1	0	0	
Egypt	1246	1343	691	16	14	7	14	23	23	29	20	25	21	20	5
Iran	896	1070	443	9	14	10	11	11	15	10	16	12	7	0	
Iraq	1023	1157	319	7	1	3	2	3	4	8	6	8	6	4	
Jordan ****	115	113	28	0	1	1	2	0	0	0	0	0	1	1	
Kuwait	72	48	25	0	1	1	1	2	0	1	0	0	0	0	
Lebanon ****	89	87	38	0	1	1	2	0	0	1	1	2	1	1	
Libya	122	107	78	0	0	1	3	5	6	2	3	0	0	1	
Morocco	212	247	76	0	0	0	0	1	2	0	0	0	1	0	
Oman	28	30	14	0	1	0	0	0	0	0	0	1	0	1	0
Pakistan	12276	15217	8374	183	175	176	217	232	242	182	259	242	256	90	0
Palestine ****	44	62	10	0	0	0	0	0	0	0	0	0	0		
Qatar	10	9	2	0	0	0	0	0	0	0	0	1	0	0	
Saudi Arabia	242	236	95	4	2	1	1	5	5	1	2	5	4	2	0
Somalia	353	361	292	6	10	5	6	8	10	7	8	4	7	0	0
Sudan	579	608	468	13	15	12	22	29	30	26	29	24	27	15	1
Syria ****	362	377	265	3	5	4	7	2	3	7	4	8	1	7	
Tunisia	68	79	27	1	0	0	1	1	1	0	0	1	0	0	
U.A.E	40	50	17	0	0	0	0	0	0	1	1	0	0	0	
Yemen	730	779	543	18	13	11	15	18	25	17	27	18	17	17	3
<b>Total EMR</b>	<b>21920</b>	<b>25770</b>	<b>14618</b>	<b>354</b>	<b>325</b>	<b>302</b>	<b>400</b>	<b>413</b>	<b>460</b>	<b>385</b>	<b>492</b>	<b>447</b>	<b>443</b>	<b>197</b>	<b>14</b>

No data = No report received

Table 2: Confirmed polio cases by month of onset

Country	Total year 2018	Total year 2019	04/10		Confirmed polio cases by month of onset											
			2019	2020	November 2019	December 2019	January 2020	February 2020	March 2020	April 2020	May 2020	June 2020	July 2020	August 2020	September 2020	October 2020
Afghanistan	21	29	20	51	7	1	2	3	7	0	12	10	7	6	4	
Bahrain	0	0	0	0	0	0	0	0	0	0	0	0	0	0		
Djibouti	0	0	0	0	0	0	0	0	0	0	0	0	0			
Egypt	0	0	0	0	0	0	0	0	0	0	0	0	0	0		
Iran	0	0	0	0	0	0	0	0	0	0	0	0	0			
Iraq	0	0	0	0	0	0	0	0	0	0	0	0	0			
Jordan ****	0	0	0	0	0	0	0	0	0	0	0	0	0	0		
Kuwait	0	0	0	0	0	0	0	0	0	0	0	0	0	0		
Lebanon ****	0	0	0	0	0	0	0									
Libya	0	0	0	0	0	0	0	0	0	0	0	0	0			
Morocco	0	0	0	0	0	0	0			0	0					
Oman	0	0	0	0	0	0	0	0	0	0	0	0	0	0		
Pakistan	12	147	76	74	23	32	18	17	7	6	6	6	6	4	4	
Palestine ****	0	0	0	0	0	0	0	0	0	0	0	0	0	0		
Qatar	0	0	0	0	0	0	0	0	0	0	0	0	0	0		
Saudi Arabia	0	0	0	0	0	0	0	0	0	0	0	0	0	0		
Somalia	0	0	0	0	0	0	0	0	0	0	0	0	0	0		
Sudan	0	0	0	0	0	0	0	0	0	0	0	0	0	0		
Syria ****	0	0	0	0	0	0	0	0	0	0	0	0	0	0		
Tunisia	0	0	0	0	0	0	0	0	0	0	0	0	0	0		
U.A.E	0	0	0	0	0	0	0	0	0							
Yemen	0	0	0	0	0	0	0									
<b>Total EMR</b>	<b>33</b>	<b>176</b>	<b>96</b>	<b>125</b>	<b>30</b>	<b>33</b>	<b>20</b>	<b>20</b>	<b>14</b>	<b>6</b>	<b>18</b>	<b>16</b>	<b>13</b>	<b>10</b>	<b>8</b>	<b>0</b>

\*\*\*\* UNRWA cases are included with those of country of residence

## AFP SURVEILLANCE

Week 40, ending 4 October 2020

5-Oct-20

Number 1148

Table 3: Investigation of AFP cases with paralysis onset in 2019 &amp; 2020 up to Week (40/20) / Ending on : 04/10/2020

COUNTRY	2019											2020											Latest line List Date		
	AFP									Specimen	Wild cases ****		AFP									Specimen		Wild cases ****	
	Total AFP cases onset 2019	Case classification					Non polio AFP rate **	AFP cases pending classification > 90 days from onset of paralysis	AFP cases pending classification and lab > 90 days from onset of paralysis		% with *** adequate specimens	Wild P1 Poliovirus	Wild P3 Poliovirus	Total AFP cases onset 2020	Case classification					Annualized Non polio AFP rate **	AFP cases pending classification > 90 days from onset of paralysis			AFP cases pending classification and lab > 90 days from onset of paralysis	% with *** adequate specimens
		Total Confirmed Polio Cases *	Polio Compatible	Pending Classification	Discarded (non polio AFP)	VDPV				Total Confirmed Polio Cases *					Polio Compatible	Pending Classification	Discarded (non polio AFP)	VDPV							
Afghanistan	3768	29	1	0	3738	0	18.1	0	0	94.1	29	0	2800	51	0	361	2299	89	17.1	43	1	94.1	51	0	04/10/2020
Bahrain	17	0	0	0	17	0	5.7	0	0	100.0	0	0	10	0	0	0	10	0	4.4	0	0	90.0	0	0	27/09/2020
Djibouti	5	0	0	0	5	0	1.4	0	0	80.0	0	0	3	0	0	3	0	0	1.1	0	0	66.7	0	0	27/09/2019
Egypt	1343	0	0	0	1343	0	3.6	0	0	93.4	0	0	691	0	0	88	603	0	2.3	0	0	91.9	0	0	01/10/2020
Iran	1070	0	0	0	1069	1	5.2	0	0	97.1	0	0	443	0	0	14	429	0	2.8	0	0	99.3	0	0	03/10/2020
Iraq	1157	0	0	0	1157	0	7.4	0	0	94.3	0	0	319	0	0	27	292	0	2.6	2	1	92.2	0	0	03/10/2020
Jordan	113	0	0	0	113	0	3.9	0	0	100.0	0	0	28	0	0	2	26	0	1.0	0	0	100.0	0	0	01/10/2020
Kuwait	48	0	0	0	48	0	5.4	0	0	89.6	0	0	25	0	0	0	25	0	3.7	0	0	84.0	0	0	28/09/2020
Lebanon	87	0	0	0	87	0	4.7	0	0	89.7	0	0	38	0	0	21	17	0	2.7	11	10	94.7	0	0	03/10/2020
Libya	107	0	0	0	107	0	4.3	0	0	98.1	0	0	78	0	0	18	59	1	3.9	0	0	100.0	0	0	03/10/2020
Morocco	247	0	0	0	247	0	2.8	0	0	84.2	0	0	76	0	0	32	44	0	1.0	26	7	65.8	0	0	28/09/2020
Oman	30	0	0	0	30	0	2.7	0	0	80.0	0	0	14	0	0	1	13	0	1.6	0	0	100.0	0	0	04/10/2020
Pakistan	15217	147	6	1	15040	23	19.3	1	0	86.6	147	0	8374	74	7	950	7274	69	14.0	218	0	87.7	74	0	04/10/2020
Palestine	62	0	0	0	62	0	3.5	0	0	98.4	0	0	10	0	0	4	6	0	0.7	4	0	100.0	0	0	20/09/2020
Qatar	9	0	0	0	9	0	2.2	0	0	88.9	0	0	2	0	0	2	0	0	0.6	1	0	100.0	0	0	03/10/2020
Saudi Arabia	236	0	0	0	236	0	2.8	0	0	93.2	0	0	95	0	0	29	66	0	1.5	0	0	94.7	0	0	04/10/2020
Somalia	361	0	0	0	358	3	5.7	0	0	95.6	0	0	292	0	0	15	271	6	4.8	2	1	96.2	0	0	04/10/2020
Sudan	608	0	0	0	608	0	3.4	0	0	96.4	0	0	468	0	0	95	351	23	3.2	4	0	94.4	0	0	01/10/2020
Syria	377	0	0	0	377	0	4.8	0	0	88.1	0	0	265	0	0	13	252	0	4.4	0	0	91.3	0	0	03/10/2020
Tunisia	79	0	0	0	78	1	2.9	0	0	74.7	0	0	27	0	0	4	23	0	1.3	2	0	63.0	0	0	02/10/2020
U.A.E	50	0	0	0	50	0	4.0	0	0	90.0	0	0	17	0	0	6	11	0	1.8	3	3	100.0	0	0	28/09/2020
Yemen	779	0	0	0	778	1	5.5	0	0	89.0	0	0	543	0	1	369	158	14	5.1	159	139	90.2	0	0	04/10/2020
EMR	25770	176	7	1	25557	29	10.2	1	0	89.5	176	0	14618	125	8	2054	12229	202	7.3	475	162	90.1	125	0	
2018	21920	33	4	0	21868	15	8.7	0	0	89.8	33	0													

\* Confirmed polio cases refer to wild isolation from AFP cases or from contacts of negative index AFP cases

\*\* Non-polio AFP per 100,000 children &lt;15 years

\*\*\* Adequate here refers to two stool specimens collected at least 24 hours apart, within 14 days of paralysis onset and specimens received in the lab in Good Condition

\*\*\*\* AFP cases co infected with P1 and P3 are counted separately as wild isolates

World Health Organization – Regional Office for Eastern Mediterranean  
AFP SURVEILLANCE  
Week 40, ending 4 October 2020

5-Oct-20  
Number 1148

COUNTRY	2019						2020					
	# OF CONTACTS	LAB RESULTS					# OF CONTACTS	LAB RESULTS				
		WILD	VDPV	SL	NPEV	PENDING		WILD	VDPV	SL	NPEV	PENDING
AFG	1138	8	0	48	202	0	793	14	20	27	133	59
BAH	0	0	0	0	0	0	1	0	0	0	0	0
DJI	1	0	0	0	0	0	0	0	0	0	0	0
EGY	498	0	0	8	57	0	193	0	0	8	12	26
IRN	216	0	0	4	7	0	16	0	0	0	0	0
IRQ	603	0	0	12	39	6	152	0	0	1	8	15
JOR	0	0	0	0	0	0	0	0	0	0	0	0
KUW	0	0	0	0	0	0	0	0	0	0	0	0
LEB	24	0	0	0	3	0	0	0	0	0	0	0
LIB	6	0	0	0	3	0	0	0	0	0	0	0
MOR	85	0	0	3	1	30	8	0	0	0	0	4
OMA	78	0	0	2	28	0	40	0	0	2	6	0
PAK	5497	26	9	248	959	0	3346	18	6	283	507	170
PAL	0	0	0	0	0	0	0	0	0	0	0	0
QAT	0	0	0	0	0	0	0	0	0	0	0	0
SAA	43	0	0	1	0	0	9	0	0	1	0	0
SOM	1081	0	1	45	141	5	872	0	2	16	103	61
SUD	402	0	0	1	31	90	201	0	6	0	4	142
SYR	813	0	0	23	36	0	258	0	0	11	10	2
TUN	27	0	0	0	2	0	5	0	0	0	0	1
UAE	0	0	0	0	0	0	0	0	0	0	0	0
YEM	423	0	2	6	68	5	173	0	0	0	20	131
<b>EMR</b>	<b>10935</b>	<b>34</b>	<b>12</b>	<b>401</b>	<b>1577</b>	<b>136</b>	<b>6067</b>	<b>32</b>	<b>34</b>	<b>349</b>	<b>803</b>	<b>611</b>

Table 4 (B): Most recent wild contacts in EMRO, 2019-2020

Year	Country	Data	
		Count of wild contacts	Date of Most Recent stool collection
2020	Afghanistan	14	26/Jul/20
	Pakistan	18	4/Sep/20
<b>2020 Total</b>		<b>32</b>	<b>4/Sep/20</b>
2019	Afghanistan	8	17/Aug/19
	Pakistan	26	26/Dec/19
<b>2019 Total</b>		<b>34</b>	<b>26/Dec/19</b>

Table 4 (C): Number of distribution by district of -ve index AFP cases identified as wild positive by contact in EMR, 2019-2020

YEAR	COUNTRY	PROVINCE	DISTRICT	COUNT	First case	Last case
2020	AFG	KANDAHAR	NESH	1	23-May-20	23-May-20
			HILMAND	1	04-Jan-20	04-Jan-20
			NIMROZ	1	28-Feb-20	28-Feb-20
			FARAH	1	06-May-20	06-May-20
	PAK	BALOCHISTAN	KSAIFULLAH	1	01-Sep-20	01-Sep-20
			PUNJAB	1	24-Jul-20	24-Jul-20
<b>2020 Total</b>				<b>11</b>	<b>04-Jan-20</b>	<b>01-Sep-20</b>
2019	AFG	URUZGAN	TIRINKOT	1	02-Aug-19	02-Aug-19
			HILMAND	1	05-Jun-19	05-Jun-19
	PAK	PUNJAB	SANGIN	1	06-Mar-19	06-Mar-19
			DG KHAN	2	2-Dec-19	10-Dec-19
		SINDH	KHIORANGI	1	28-Aug-19	28-Aug-19
			SUJAWAL	1	25-Sep-19	25-Sep-19
			JAMSHORO	1	09-Oct-19	09-Oct-19
			T. ALLAHYAR	1	10-Nov-19	10-Nov-19
			KAMBAR	1	02-Nov-19	02-Nov-19
			MIRPURKHAS	2	01-Dec-19	18-Dec-19
			LARKANA	1	24-Dec-19	24-Dec-19
			JACOBABAD	1	19-Dec-19	19-Dec-19
	BALOCHSITAN	MASTUNG	1	18-Nov-19	18-Nov-19	
		KILLABDULLAH	2	2-Jul-19	19-Nov-19	
		BANNU	1	13-Nov-19	13-Nov-19	
		SWABI	1	17-Nov-19	17-Nov-19	
		KHYBER PAKHTUNKHWA (KP)	1	30-Oct-19	30-Oct-19	
PAK	KHYBER PAKHTUNKHWA (KP)	TANK	1	30-Oct-19	30-Oct-19	
		LAKKIMRWAT	3	27-May-19	04-Oct-19	
PAK	TORGHAR	JACOBABAD	1	25-May-19	25-May-19	
		TORGHAR	1	25-May-19	25-May-19	
<b>2019 Total</b>				<b>24</b>	<b>06-Mar-19</b>	<b>24-Dec-19</b>

## AFP SURVEILLANCE

Week 40, ending 4 October 2020

5-Oct-20

Number 1148

Table 5: Laboratory investigation of AFP cases with paralysis onset in 2020 up to Week (40/2020) / Ending on : (04/10/2020)

Country	Polio laboratories  ITD / Nucleotide Sequencing (Nucleotide Sequencing performed by EGY, PAK, TUN, CDC and RIVM laboratories)	AFP cases with specimens	Preliminary virus isolation results of AFP cases						Poliovirus intratypic differentiation results #											Indicators				Latest report Date		
			Referred for ITD		NPEV only	Negative	Pending		Type 1			Type 2			Type 3			Discordant pending sequence	NPEV by PCR	Non-EV	Pending ITD	% specimens positive for NPEV*	% AFP cases with culture results within 14 days		% AFP cases with ITD results within 7 days	% AFP cases with ITD results within 45 days of onset**
			L20B+	L20B+/NPEV			received < / = 14 days	received > 14 days ago	Wild	Sabin	VDPV	Wild	Sabin	VDPV	Wild	Sabin	VDPV									
Afghanistan	RRL Pakistan	2753	270	20	388	1864	209	2	46	81			4	78		76	1		2		43	14%	92%	100%	98%	04/10/2020
Bahrain	NPL Oman / CDC	10			1	9																9%	100%		0%	28/09/2020
Djibouti	NPL Kenya / CDC	3					1	2																		27/09/2020
Egypt***	RRL Egypt	664	19	11	65	533	33	3		8						12		8	3			9%	94%	100%	99%	01/10/2020
Iran	NPL Iran / CDC	448	5		5	429	9			3						3						1%	100%	100%	100%	03/10/2020
Iraq	RRL Egypt	318			30	276	9	3														9%	95%	100%	97%	02/10/2020
Jordan	NPL Jordan / RRL EGYPT	27			5	21	1															19%	100%		100%	28/09/2020
Kuwait	RRL Kuwait / RIVM	26				24		2														1%	79%		92%	27/09/2020
Lebanon	NPL Jordan / RRL EGYPT	32			5	27																15%	97%		100%	28/09/2020
Libya	RRL Tunisia / RIVM	65	4			61										3	1					0%	100%	100%	65%	15/09/2020
Morocco	NPL Morocco / RRL Tunisia	59			1	58																1%	100%		98%	18/09/2020
Oman	NPL Oman / CDC	13			2	11																15%	100%		100%	28/09/2020
Pakistan	RRL Pakistan	8213	621	44	1081	5894	479	25	67	133			246	66		205		1	2	2	31	12%	94%	99%	97%	04/10/2020
Palestine & UNRWA		10				10																0%	30%		100%	20/09/2020
Qatar	NPL Oman / CDC	2				1	1															0%	100%		100%	28/09/2020
Saudi Arabia	NPL Saudi Arabia / CDC	93				87	6															0%	100%		100%	27/09/2020
Somalia	NPL Kenya / CDC	292	15	4	45	214	3	10		3	1			5		12				1		18%	5%		97%	04/10/2020
Sudan	NPL Sudan / RRL Egypt	459	35		53	297	57	17		1			20	21								15%	99%	100%	57%	01/10/2020
Syria	NPL Syria / RRL Egypt	263	11		12	229	11															4%	100%			01/10/2020
Tunisia	RRL Tunisia	21				20		1														0%	100%		95%	15/09/2020
U.A.E	NPL Oman / CDC	16				10	6															0%	100%		60%	28/09/2020
Yemen	NPL Kenya / CDC	174	24		42	108				2	17					5				1		25%	96%	21%	0%	04/10/2020
<b>Total EMR 2020</b>		13961	1004	79	1735	10183	825	65	113	231	18		270	170		316	2	1	12	6	75	12%	92%	97%	96%	
<b>Total EMR 2019</b>		24920	1057	100	3669	20055	1	26	152	576	1		46	25		629	1	3	21	6		13%	95%	99%	96%	

\* Specimens from all sources including non-AFP cases, excluding environmental samples

\*\* This indicator reflects surveillance and laboratory activities

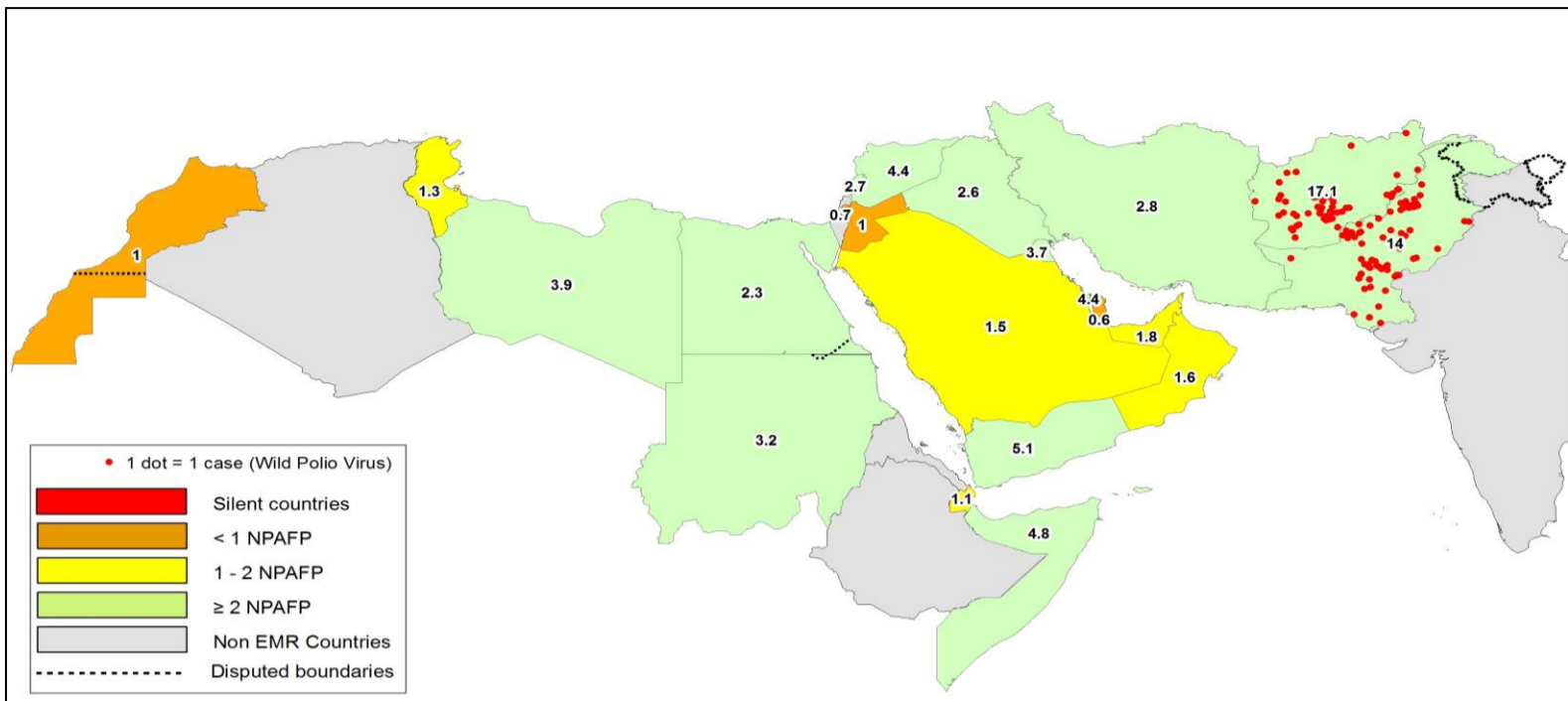
Table 6: Environmental isolate by year and type

COUNTRY	LAB RESULTS	2016	2017	2018	2019	2020
AFG	Wild	2	42	83	56	26
	Wild+cVDPV2					3
	cVDPV2					75
	EV/SL	177	265	248	200	127
	Negative	6	9	5	3	3
AFG Total		185	316	336	259	281
EGY	cVDPV2					1
	EV/SL	492	481	508	666	346
	Negative	36	41	32	34	32
	Pending					21
	aVDPV3					1
EGY Total		528	522	540	700	402
IRN	Wild				3	
	EV/SL		5	51	65	23
	Negative		1	3	3	
	Pending					2
IRN Total			6	54	71	25
JOR	EV/SL	2	29	36	36	15
	Negative		2			1
JOR Total		2	31	36	36	16
KUW	EV/SL			3	3	
	Pending				8	
KUW Total				3	11	
LEB	EV/SL	2	26	44	44	12
	Negative	2	1	1	3	2
	Pending					1
LEB Total		4	27	45	47	15
PAK	Wild	59	105	139	367	313
	Wild+cVDPV2	2			10	39
	Wild+aVDPV2	1	1		2	3
	cVDPV2	2			29	12
	aVDPV2	3	4			2
	EV/SL	456	523	531	420	206
	Negative	6		3	4	4
	Pending					38
PAK Total		529	633	673	832	617
SOM	cVDPV2		2	19	5	23
	cVDPV3			11		
	aVDPV2			2	1	
	EV/SL		20	43	28	10
	Negative		14	138	29	24
SOM Total			36	213	63	62
SUD	cVDPV2					8
	EV/SL			15	42	12
	Negative				1	2
	Pending				17	13
SUD Total				15	60	35
SYR	EV/SL		4	81	155	128
	Negative			21	30	15
	Pending					10
SYR Total			4	102	185	153
<b>TOTAL</b>		<b>1248</b>	<b>1575</b>	<b>2017</b>	<b>2264</b>	<b>1606</b>

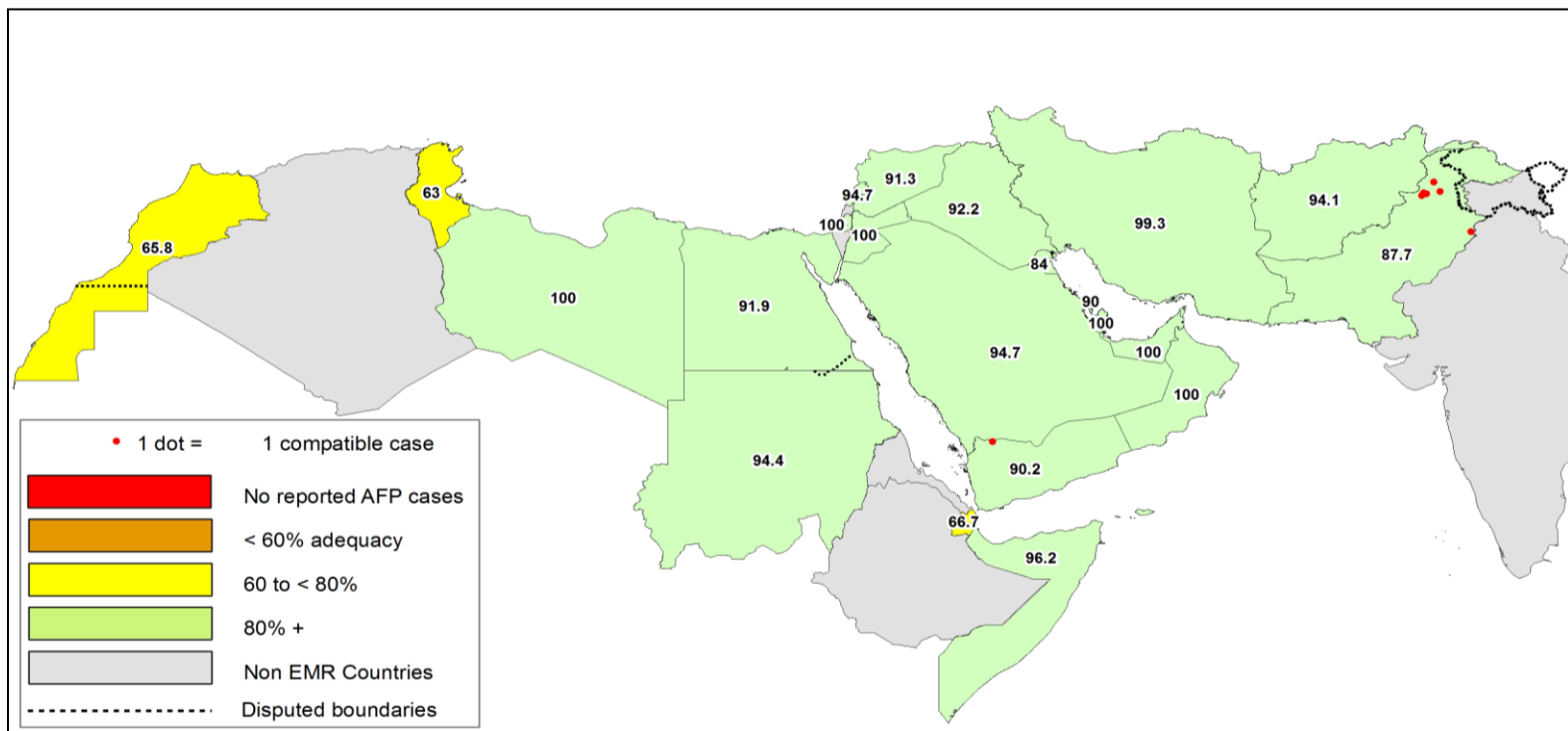
Table 7: Environmental Wild/VPV isolate by site 2019-2020

YEAR	COUNTRY	LAB RESULTS	PROVINCE	Count	First date	Last date	
2019	AFG	Wild	HILMAND	19	6/Jan/19	25/Dec/19	
			KANDAHAR	24	6/Jan/19	25/Dec/19	
			NANGARHAR	13	26/Jan/19	25/Dec/19	
	AFG Total			56	6/Jan/19	25/Dec/19	
	IRN	Wild	S & B	3	22/Apr/19	20/May/19	
			IRN Total	3	22/Apr/19	20/May/19	
	PAK	Wild	BALUCHISTAN	72	1/Jan/19	20/Dec/19	
			GBALTISTAN	1	9/Dec/19	9/Dec/19	
			ISLAMABAD	3	12/Apr/19	21/Aug/19	
			KPAKHTUNKHWA	40	8/Jan/19	28/Dec/19	
			PUNJAB	97	5/Jan/19	17/Dec/19	
			SINDH	154	2/Jan/19	17/Dec/19	
			Wild+cVDPV2	KPAKHTUNKHWA	1	31/Dec/19	31/Dec/19
				PUNJAB	5	6/Aug/19	16/Dec/19
				SINDH	4	7/Oct/19	18/Dec/19
			cVDPV2	GBALTISTAN	5	24/Aug/19	6/Nov/19
				ISLAMABAD	1	12/Nov/19	12/Nov/19
				KPAKHTUNKHWA	10	9/Oct/19	28/Dec/19
				PUNJAB	12	11/Apr/19	18/Dec/19
	SINDH	1		19/Dec/19	19/Dec/19		
PAK Total			406	1/Jan/19	31/Dec/19		
SOM	cVDPV2	BANADIR	5	10/Nov/19	22/Dec/19		
		aVDPV2	1	3/Feb/19	3/Feb/19		
SOM Total			6	3/Feb/19	22/Dec/19		
2019 Total			471	1/Jan/19	31/Dec/19		
2020	AFG	Wild	HILMAND	11	1/Jan/20	6/Sep/20	
			HIRAT	3	26/Apr/20	23/Aug/20	
			KANDAHAR	10	28/Jan/20	25/Jun/20	
			KHOST	1	25/Apr/20	25/Apr/20	
			NANGARHAR	1	26/Jan/20	26/Jan/20	
			Wild+cVDPV2	KANDAHAR	1	9/Jul/20	9/Jul/20
				NANGARHAR	2	8/Jan/20	25/Jul/20
			cVDPV2	HILMAND	3	27/May/20	3/Aug/20
				KABUL	8	26/Apr/20	3/Aug/20
				KANDAHAR	7	9/Jul/20	3/Aug/20
				KHOST	2	24/Jun/20	25/Jul/20
				KUNAR	4	6/Jun/20	4/Aug/20
				LAGHMAN	2	24/Jul/20	3/Aug/20
	NANGARHAR	48		7/Jan/20	4/Aug/20		
	PAKTYA	1	26/Jul/20	26/Jul/20			
	AFG Total			104	1/Jan/20	6/Sep/20	
	EGY	cVDPV2	GIZA	1	21/Sep/20	21/Sep/20	
	EGY Total			1	21/Sep/20	21/Sep/20	
	PAK	Wild	AJK	1	25/Feb/20	25/Feb/20	
			BALUCHISTAN	78	1/Jan/20	22/Sep/20	
			GBALTISTAN	1	12/May/20	12/May/20	
			ISLAMABAD	3	16/Jan/20	10/Sep/20	
			KPAKHTUNKHWA	16	28/Jan/20	14/Sep/20	
			PUNJAB	103	4/Jan/20	21/Sep/20	
			SINDH	111	3/Jan/20	15/Sep/20	
			Wild+cVDPV2	BALUCHISTAN	4	1/Feb/20	20/Jul/20
				KPAKHTUNKHWA	1	11/Mar/20	11/Mar/20
				PUNJAB	8	4/Jan/20	4/Aug/20
			cVDPV2	SINDH	26	3/Jan/20	12/Aug/20
				BALUCHISTAN	1	2/Jun/20	2/Jun/20
				KPAKHTUNKHWA	4	10/Jan/20	17/Apr/20
				PUNJAB	2	16/Jan/20	17/Apr/20
				SINDH	5	8/Jun/20	6/Aug/20
aVDPV2				2	10/Apr/20	29/Jul/20	
PAK Total						366	1/Jan/20
SOM			cVDPV2	BANADIR	21	5/Jan/20	29/Aug/20
				BAY	2	19/Jun/20	20/Jun/20
SOM Total			23	5/Jan/20	29/Aug/20		
SUD	cVDPV2	KHARTOUM	8	29/Mar/20	9/Aug/20		
SUD Total			8	29/Mar/20	9/Aug/20		
2020 Total			502	1/Jan/20	22/Sep/20		

**Figure 1: Non Polio AFP Rate and Wild Virus in EMR 01/01/2020 - 04/10/2020**



**Figure 2: Percent of AFP cases with Adequate Samples & Compatible Cases in EMR 01/01/2020 - 04/10/2020**



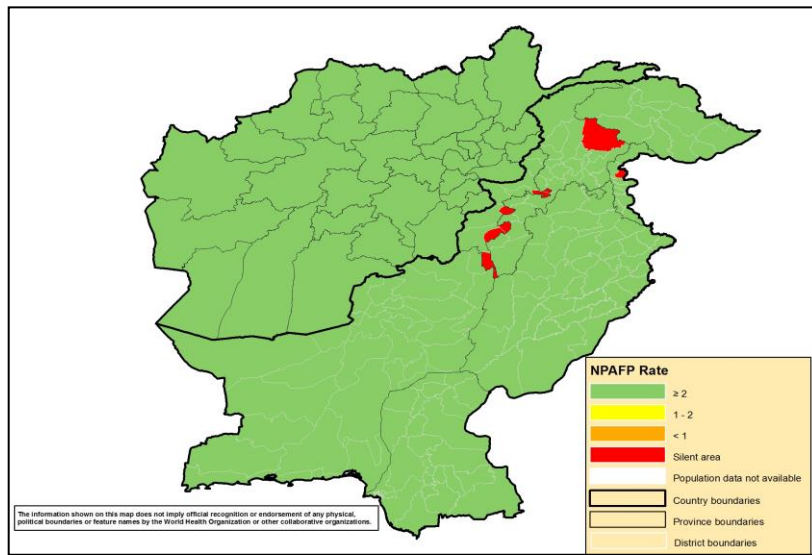
**Table 8: Wild polio cases by country and date of onset of paralysis in EMR, 2019 - 2020**

Year	COUNTRY	Count	First Case	Last Case
2020	AFG	51	4-Jan-20	7-Sep-20
	PAK	74	1-Jan-20	5-Sep-20
<b>2020 Total</b>		<b>125</b>	<b>1-Jan-20</b>	<b>7-Sep-20</b>
2019	AFG	29	4-Jan-19	7-Dec-19
	PAK	147	15-Jan-19	31-Dec-19
<b>2019 Total</b>		<b>176</b>	<b>4-Jan-19</b>	<b>31-Dec-19</b>

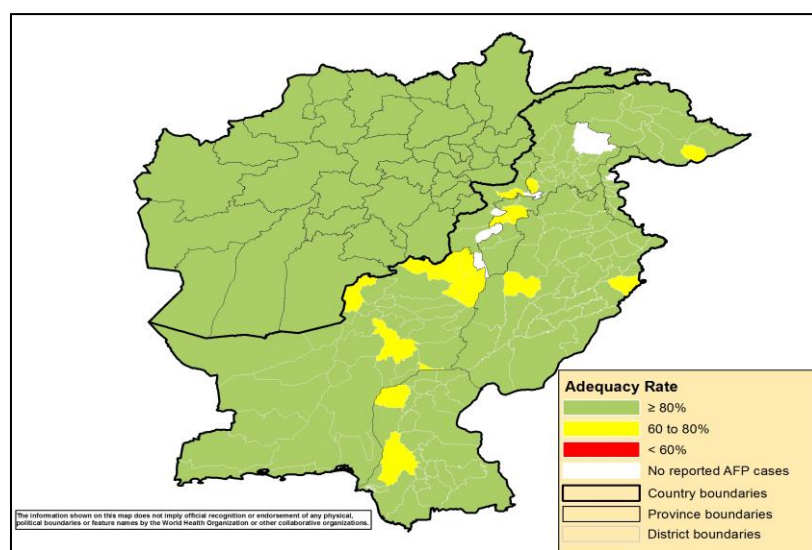
Advance notification of 3 new WPV1 cases from Pakistan with onset in September 2020  
 - their details will be shared in next bulletin



**Figure 3: Non Polio AFP rate by Province in Afghanistan & by District in Pakistan 01/01/2020 - 04/10/2020**

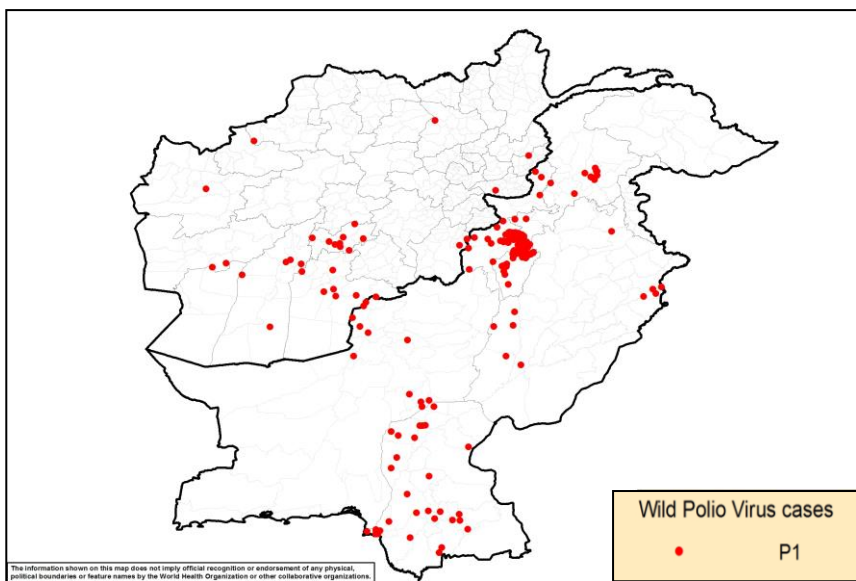


**Figure 4: Percent of AFP cases with Adequate Samples in Afghanistan by Province & Pakistan by District 01/01/2020 - 04/10/2020**

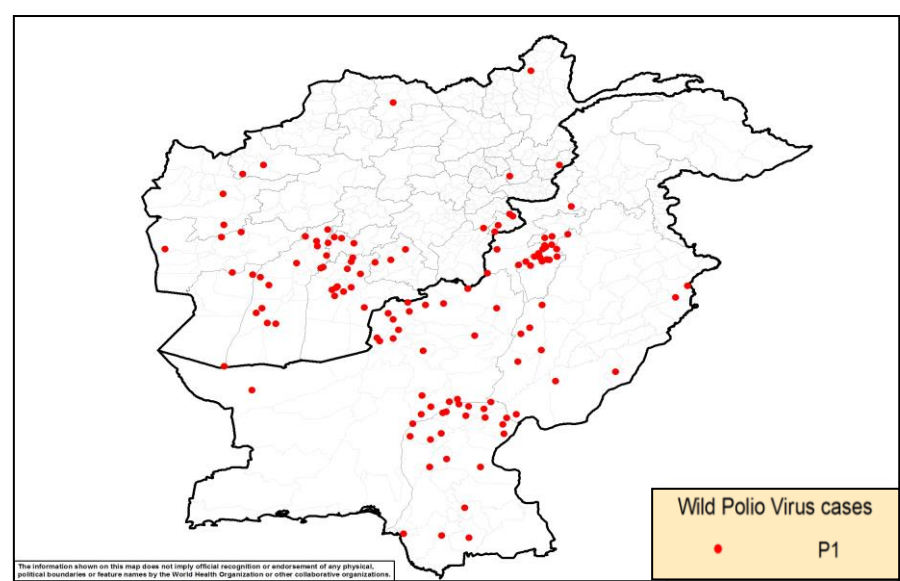


**Figure 5: Wild Virus Cases by Type & District in Afghanistan & Pakistan**

**5(a) 01/01/2019 - 31/12/2019**



**5(b) 01/01/2020 - 04/10/2020**



## World Health Organization – Regional Office for Eastern Mediterranean

## AFP SURVEILLANCE

Week 40, ending 4 October 2020

5-Oct-20

Number 1148

Table 9: Wild Polio cases by district and date of onset of paralysis, Afghanistan 2019-2020

ONSETYR	PROVINCE	DISTRICT	Count	First case	Last case
2020	BALKH	DEHDADI	1	15-Mar-20	15-Mar-20
	HIRAT	PASHTUNZARGHUN	1	29-Jun-20	29-Jun-20
		SHINDAND	1	21-Mar-20	21-Mar-20
	FARAH	BALABULUK	2	11-May-20	17-May-20
		ANARDARA	1	6-May-20	6-May-20
		BAKWA	1	4-Feb-20	4-Feb-20
	BADGHIS	QALA-E-NAW	1	5-Sep-20	5-Sep-20
		QADIS	1	13-May-20	13-May-20
	KUNAR	SHIGAL WA SHEL TAN	1	5-Mar-20	5-Mar-20
	LAGHMAN	MEHTARLAM	1	10-Feb-20	10-Feb-20
	PAKTIKA	NAKA	1	12-Aug-20	12-Aug-20
	KHOST	NADIRSHAHKOT	1	7-Sep-20	7-Sep-20
		BAK	1	7-Sep-20	7-Sep-20
		SABARI	1	8-Aug-20	8-Aug-20
		SPERA	1	1-Aug-20	1-Aug-20
	KANDAHAR	ZHERAY	3	20-Jul-20	24-Aug-20
		KANDAHAR	2	22-Jun-20	6-Aug-20
		SPINBOLDAK	1	25-Jul-20	25-Jul-20
		PANJWAYI	1	10-Jun-20	10-Jun-20
		SHAHWALIKOT	3	4-Mar-20	6-Jun-20
		NESH	1	23-May-20	23-May-20
		GHORAK	1	19-Mar-20	19-Mar-20
	ZABUL	QALAT	1	6-Aug-20	6-Aug-20
		ARGHANDAB (Z)	1	14-Jul-20	14-Jul-20
		MIZAN	1	21-Jan-20	21-Jan-20
	HILMAND	BAGHRAN	2	16-Jul-20	4-Sep-20
		KAJAKI	2	10-Jun-20	27-Jul-20
		WASHER	2	4-Jan-20	13-Jun-20
		REG	4	25-May-20	3-Jun-20
		DEH-E-SHU	1	27-May-20	27-May-20
NAWZAD		1	11-May-20	11-May-20	
SANGIN		1	7-May-20	7-May-20	
NAD-E-ALI		1	1-May-20	1-May-20	
URUZGAN	SHAHID-E-HASSAS	3	14-Jun-20	12-Jul-20	
	TIRINKOT	1	28-May-20	28-May-20	
NIMROZ	KHASHROD	1	28-Feb-20	28-Feb-20	
BADAKHSHAN	YAWAN	1	10-Mar-20	10-Mar-20	
<b>2020 Total</b>			<b>51</b>	<b>4-Jan-20</b>	<b>7-Sep-20</b>
2019	HIRAT	PASHTUNZARGHUN	1	19-Nov-19	19-Nov-19
	FARAH	BAKWA	2	14-Nov-19	25-Nov-19
	BADGHIS	BALAMURGHAB	1	17-Oct-19	17-Oct-19
	NANGARHAR	KHOGYANI	1	18-Sep-19	18-Sep-19
	KUNAR	WATAPUR	1	8-May-19	8-May-19
	PAKTIKA	BERMEL	2	15-Sep-19	28-Sep-19
	KANDAHAR	SHAHWALIKOT	1	7-Dec-19	7-Dec-19
		SPINBOLDAK	2	4-Jan-19	22-Nov-19
		KANDAHAR	2	17-Aug-19	10-Nov-19
		GHORAK	1	12-Jan-19	12-Jan-19
	HILMAND	GARM SER	1	26-May-19	26-May-19
		MUSAQALAH	1	5-May-19	5-May-19
		NAWZAD	1	3-Apr-19	3-Apr-19
		WASHER	1	23-Mar-19	23-Mar-19
		SANGIN	1	6-Mar-19	6-Mar-19
	URUZGAN	KHASURUZGAN	1	2-Nov-19	2-Nov-19
		TIRINKOT	4	19-May-19	2-Aug-19
CHORA		3	20-Mar-19	23-Jul-19	
SHAHID-E-HASSAS		1	25-Feb-19	25-Feb-19	
BAGHLAN	PUL-E- KHUMRI	1	14-Nov-19	14-Nov-19	
<b>2019 Total</b>			<b>29</b>	<b>4-Jan-19</b>	<b>7-Dec-19</b>

## World Health Organization – Regional Office for Eastern Mediterranean

## AFP SURVEILLANCE

5-Oct-20

Week 40, ending 4 October 2020

Number 1148

Table 10: Wild Polio cases by district and date of onset of paralysis, Pakistan 2019-2020

ONSETYR	PROVINCE	DISTRICT	Count	First case	Last case	
2020	KHYBER PAKHTUNKHWA	PESHAWAR	1	13-Jul-20	13-Jul-20	
		WAZIR-S	2	21-Feb-20	8-Jun-20	
		BANNU	1	27-Apr-20	27-Apr-20	
		TANK	4	11-Jan-20	15-Mar-20	
		KARAK	2	20-Jan-20	13-Mar-20	
		LAKKIMRWT	12	2-Jan-20	9-Mar-20	
	BALOCHISTAN	QUETTA	2	17-Jul-20	3-Sep-20	
		KSAIFULAH	1	1-Sep-20	1-Sep-20	
		PISHIN	5	31-Jan-20	16-Aug-20	
		KABDULAH	2	11-May-20	29-Jun-20	
		CHAGHAI	1	4-Jun-20	4-Jun-20	
		DUKKI	1	26-May-20	26-May-20	
		JHALMAGSI	1	19-Apr-20	19-Apr-20	
		ZHOB	2	22-Feb-20	13-Apr-20	
		NSIRABAD	2	3-Jan-20	13-Apr-20	
		JAFARABAD	1	12-Feb-20	12-Feb-20	
		SOHBATPUR	1	12-Feb-20	12-Feb-20	
		SIBI	1	7-Feb-20	7-Feb-20	
		PUNJAB	BAHAWALPUR	2	17-Aug-20	5-Sep-20
			RYKHAN	1	1-Sep-20	1-Sep-20
	DGKHAN		4	18-Jan-20	8-Aug-20	
	LAHORE		2	12-Jun-20	24-Jul-20	
	RAJANPUR		1	2-Jun-20	2-Jun-20	
	SINDH	JACOBABAD	4	7-Feb-20	14-Jul-20	
		GHOTKI	4	2-Mar-20	9-Jul-20	
		KHILANDHI	1	9-Jun-20	9-Jun-20	
		LARKANA	1	21-May-20	21-May-20	
		KAMBAR	3	8-Jan-20	11-Apr-20	
		KHAIRPUR	1	27-Mar-20	27-Mar-20	
		NFEROZ	2	8-Feb-20	22-Feb-20	
		SHIKARPUR	1	11-Feb-20	11-Feb-20	
		KASHMORE	2	16-Jan-20	3-Feb-20	
		SUJAWAL	1	7-Jan-20	7-Jan-20	
		T.ALLAHYAR	1	7-Jan-20	7-Jan-20	
		BADIN	1	1-Jan-20	1-Jan-20	
		<b>2020 Total</b>			<b>74</b>	<b>1-Jan-20</b>
	2019	KHYBER PAKHTUNKHWA	LAKKIMRWT	32	27-May-19	31-Dec-19
			DIKHAN	4	5-May-19	21-Dec-19
			MOHMAND	1	20-Dec-19	20-Dec-19
			TANK	6	11-Oct-19	18-Dec-19
			BANNU	26	15-Jan-19	30-Nov-19
			SWABI	1	17-Nov-19	17-Nov-19
			WAZIR-N	9	4-Apr-19	10-Oct-19
TORGHAR			7	25-May-19	13-Sep-19	
WAZIR-S			1	20-Aug-19	20-Aug-19	
HANGU			2	20-Jan-19	28-Jul-19	
CHARSADA			1	21-Jul-19	21-Jul-19	
SHANGLA			1	18-May-19	18-May-19	
KHYBER			1	14-Feb-19	14-Feb-19	
BAJOUR			1	18-Jan-19	18-Jan-19	
BALOCHISTAN			KABDULAH	5	9-Jun-19	31-Dec-19
			JAFARABAD	3	28-May-19	18-Dec-19
			NSIRABAD	1	5-Dec-19	5-Dec-19
			MASTUNG	1	18-Nov-19	18-Nov-19
			HARNAI	1	27-Sep-19	27-Sep-19
PUNJAB		QUETTA	1	6-Jul-19	6-Jul-19	
		LAHORE	5	20-Jan-19	28-Dec-19	
		DGKHAN	4	2-Dec-19	25-Dec-19	
		OKARA	1	8-Dec-19	8-Dec-19	
		MUZFARGARH	1	26-Nov-19	26-Nov-19	
SINDH		JHELUM	1	21-Jun-19	21-Jun-19	
		THATTA	1	26-Dec-19	26-Dec-19	
		DADU	2	6-Dec-19	26-Dec-19	
		LARKANA	3	17-Apr-19	24-Dec-19	
		JAMSHORO	3	23-Aug-19	22-Dec-19	
		JACOBABAD	1	19-Dec-19	19-Dec-19	
		MIRPURKHAS	4	17-Nov-19	18-Dec-19	
		KAMBAR	3	2-Nov-19	14-Dec-19	
		BADIN	1	28-Nov-19	28-Nov-19	
		T.ALLAHYAR	1	10-Nov-19	10-Nov-19	
		KHIKAMARI	1	29-Oct-19	29-Oct-19	
		SUKKUR	1	27-Oct-19	27-Oct-19	
		KHIJAMSHEED	1	24-Oct-19	24-Oct-19	
		SBENAZIRABAD	1	19-Oct-19	19-Oct-19	
SUJAWAL		SUJAWAL	1	25-Sep-19	25-Sep-19	
		KHIORANGI	2	20-Aug-19	26-Aug-19	
		HYDERABAD	2	20-Jul-19	5-Aug-19	
		KHIGIQBAL	1	29-Apr-19	29-Apr-19	
		KHILAYARI	1	25-Feb-19	25-Feb-19	
<b>2019 Total</b>			<b>147</b>	<b>15-Jan-19</b>	<b>31-Dec-19</b>	

Advance notification of 3 new WPV1 cases from Pakistan with onset in September 2020  
- their details will be shared in next bulletin

## World Health Organization – Regional Office for Eastern Mediterranean

## AFP SURVEILLANCE

5-Oct-20

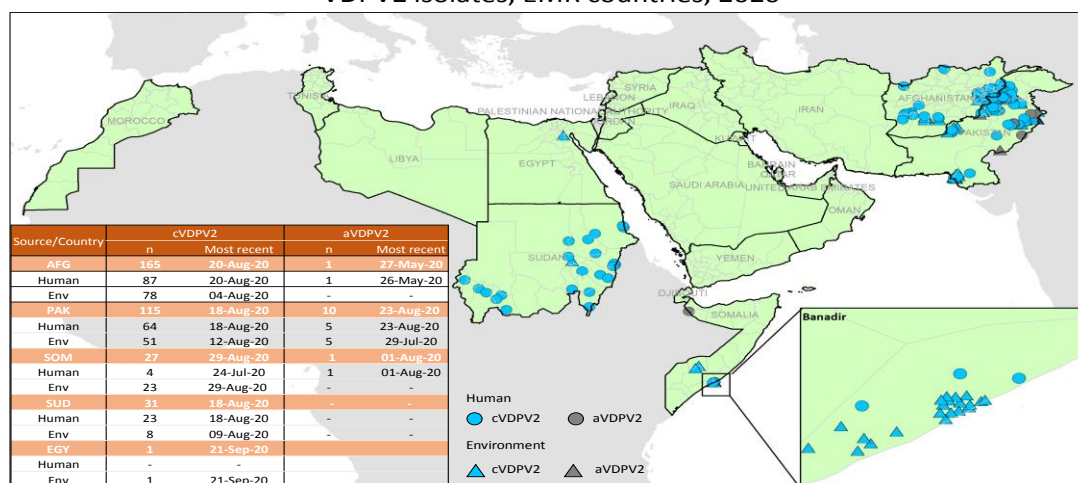
Week 40, ending 4 October 2020

Number 1148

Table 11: Circulating VDPV2 cases and date of onset of paralysis in EMR countries by provinces 2019-2020

YEAR	COUNTRY	PROVINCE	Count	First Case	Last Case	
2020	SOM	BANADIR	4	18-Jun-20	31-Jul-20	
		SOUTH DARFUR	2	7-Mar-20	29-Apr-20	
	SUD	EAST DARFUR	3	12-May-20	24-Jul-20	
		KHARTOUM	1	3-Aug-20	3-Aug-20	
		KASSALA	3	28-Jul-20	31-Jul-20	
		GEZIRA	1	9-Jul-20	9-Jul-20	
		RIVER NILE	3	29-Jun-20	18-Aug-20	
		RED SEA	4	29-Apr-20	16-Aug-20	
		WEST DARFUR	1	19-May-20	19-May-20	
		BLUE NILE	2	7-Aug-20	17-Aug-20	
		WHITE NILE	1	15-Jun-20	15-Jun-20	
		GEDARIF	2	1-Apr-20	5-Jul-20	
		AFG	FARAH	4	1-Jun-20	14-Aug-20
	HIRAT		1	10-Aug-20	10-Aug-20	
	LOGAR		1	20-Aug-20	20-Aug-20	
	KANDAHAR		2	4-Aug-20	4-Aug-20	
	HILMAND		1	1-Aug-20	1-Aug-20	
	JAWZIAN		1	4-Aug-20	4-Aug-20	
	KABUL		3	6-Jul-20	8-Feb-20	
	NURISTAN		2	21-Jun-20	13-Jul-20	
	NIMROZ		3	6-Jul-20	8-Aug-20	
	KHOST		3	5-Jul-20	6-Aug-20	
	PAKTYA		1	18-Jun-20	18-Jun-20	
	BADAKHSAN		1	23-Apr-20	23-Apr-20	
	LAGHMAN		12	20-May-20	20-Jul-20	
	KUNAR		8	6-Apr-20	11-Jul-20	
	NANGARHAR	44	5-Feb-20	29-Jul-20		
	PAK	SINDH	10	2-May-20	18-Aug-20	
		BALUCHISTAN	1	29-Feb-20	29-Feb-20	
		PUNJAB	11	5-Feb-20	13-Aug-20	
		KHYBER PAKHTUNKHWA	42	2-Jan-20	24-May-20	
	<b>Total 2020</b>			<b>178</b>	<b>2-Jan-20</b>	<b>20-Aug-20</b>
	2019	PAK	PUNJAB	1	22-Nov-19	22-Nov-19
			KHYBER PAKHTUNKHWA	16	4-Sep-19	28-Dec-19
ISLAMABAD			1	11-Sep-19	11-Sep-19	
GILGIT BALTISTAN			4	7-Jul-19	28-Aug-19	
SOM		BARI	1	8-May-19	8-May-19	
		TOGDHER	1	21-Apr-19	21-Apr-19	
SOOL	1	15-Mar-19	15-Mar-19			
<b>Total 2019</b>			<b>25</b>	<b>15-Mar-19</b>	<b>28-Dec-19</b>	

## VDPV2 isolates, EMR countries, 2020



cVDPV3, AFP Case reported in Libya / aVDPV1, AFP Cases reported in Yemen & Somalia / 14 cVDPV1 AFP cases from Yemen / aVDPV3, AFP Case from Afghanistan