

World Health Organization – Regional Office for Eastern Mediterranean

AFP SURVEILLANCE

14-Sep-20

Week 37, ending 13 September 2020

Number 1145

Table 1: Acute Flaccid Paralysis (AFP) cases by week of onset

Country	Reported AFP cases by week of onset - Week (37/20) / Ending on : 13/09/2020														
	Total AFP 2018	Total AFP 2019	Total AFP to date, 2020	W26 28 Jun 20	W27 5 Jul 20	W28 12 Jul 20	W29 19 Jul 20	W30 26 Jul 20	W31 02 Aug 20	W32 09 Aug 20	W33 16 Aug 20	W34 23 Aug 20	W35 30 Aug 20	W36 06 Sep 20	W37 13 Sep 20
Afghanistan	3378	3768	2513	94	88	91	94	72	67	94	72	92	87	68	5
Bahrain	35	17	10	0	0	0	0	0	0	0	0	0	0	0	0
Djibouti	0	5	1	0	0	0	0	0	0	0	0	0	1	0	0
Egypt	1246	1343	624	20	11	12	16	14	7	14	23	23	29	17	7
Iran	896	1070	387	9	7	5	9	14	10	11	9	6	0	0	
Iraq	1023	1157	299	2	2	4	7	1	3	2	3	4	7	5	
Jordan ****	115	113	26	0	0	0	0	1	1	2	0	0	0	0	
Kuwait	72	48	25	3	0	0	0	1	1	1	2	0	1	0	
Lebanon ****	89	87	35	0	0	0	0	1	1	2	0	0	1	1	1
Libya	122	107	76	0	3	3	0	0	1	3	5	6	2	2	
Morocco	212	247	74	3	1	2	0	0	0	0	1	1			
Oman	28	30	12	0	0	0	0	1	0	0	0	0			
Pakistan	12276	15216	7490	133	145	164	183	171	174	208	220	217	144	67	0
Palestine ****	44	62	10	1	2	0	0	0	0	0	0	0	0		
Qatar	10	9	1	0	0	0	0	0	0	0	0	0	0	0	0
Saudi Arabia	242	236	83	2	1	1	4	2	1	1	4	5	1	1	1
Somalia	353	361	267	5	5	6	6	10	4	6	8	8	4	1	0
Sudan	579	608	334	9	7	11	13	13	10	21	24	17	12	1	
Syria ****	362	377	249	11	12	8	3	5	4	7	2	3	7	3	2
Tunisia	68	79	26	2	0	0	1	0	0	1	1	1	0	0	
U.A.E	40	50	15	1	0	1	0	0	0	0	0	0	0		
Yemen	730	779	472	13	18	12	18	13	10	14	18	24	13	15	1
Total EMR	21920	25769	13029	308	302	320	354	319	294	387	392	407	309	181	17

No data = No report received

Table 2: Confirmed polio cases by month of onset

Country	Total year 2018	Total year 2019	13/09		Confirmed polio cases by month of onset											
			2019	2020	October 2019	November 2019	December 2019	January 2020	February 2020	March 2020	April 2020	May 2020	June 2020	July 2020	August 2020	September 2020
Afghanistan	21	29	17	46	1	7	1	2	3	7	0	12	10	7	5	
Bahrain	0	0	0	0	0	0	0	0	0	0	0	0	0	0	0	
Djibouti	0	0	0	0	0	0	0	0	0	0	0	0	0	0	0	
Egypt	0	0	0	0	0	0	0	0	0	0	0	0				
Iran	0	0	0	0	0	0	0	0	0	0	0	0	0	0		
Iraq	0	0	0	0	0	0	0	0	0	0	0	0				
Jordan ****	0	0	0	0	0	0	0	0	0	0	0	0	0	0	0	
Kuwait	0	0	0	0	0	0	0	0	0	0	0	0	0	0		
Lebanon ****	0	0	0	0	0	0	0	0	0	0	0	0				
Libya	0	0	0	0	0	0	0	0	0	0	0	0	0			
Morocco	0	0	0	0	0	0	0	0			0	0				
Oman	0	0	0	0	0	0	0	0	0	0	0	0				
Pakistan	12	147	72	70	17	23	32	18	17	7	6	6	6	6	4	
Palestine ****	0	0	0	0	0	0	0	0	0	0	0	0	0	0		
Qatar	0	0	0	0	0	0	0	0	0	0	0	0	0	0	0	
Saudi Arabia	0	0	0	0	0	0	0	0	0	0	0	0	0	0		
Somalia	0	0	0	0	0	0	0	0	0			0		0	0	
Sudan	0	0	0	0	0	0	0	0	0	0		0	0			
Syria ****	0	0	0	0	0	0	0	0	0	0	0	0	0	0		
Tunisia	0	0	0	0	0	0	0	0	0	0	0			0		
U.A.E	0	0	0	0	0	0	0	0	0	0	0				0	
Yemen	0	0	0	0	0	0	0									
Total EMR	33	176	89	116	18	30	33	20	20	14	6	18	16	13	9	0

**** UNRWA cases are included with those of country of residence

AFP SURVEILLANCE

Week 36, ending 06 September 2020

7-Sep-20

Number 1144

Table 3: Investigation of AFP cases with paralysis onset in 2019 & 2020 up to Week (36/20) / Ending on : 06/09/2020

COUNTRY	2019												2020												Latest line List Date
	AFP									Specimen	Wild cases ****		AFP									Specimen	Wild cases ****		
	Total AFP cases onset 2019	Case classification					Non polio AFP rate **	AFP cases pending classification > 90 days from onset of paralysis	AFP cases pending classification and lab > 90 days from onset of paralysis		% with *** adequate specimens	Wild P1 Poliovirus	Wild P3 Poliovirus	Total AFP cases onset 2020	Case classification					Annualized Non polio AFP rate **	AFP cases pending classification > 90 days from onset of paralysis		AFP cases pending classification and lab > 90 days from onset of paralysis	% with *** adequate specimens	
		Total Confirmed Polio Cases *	Polio Compatible	Pending Classification	Discarded (non polio AFP)	VDPV				Total Confirmed Polio Cases *					Polio Compatible	Pending Classification	Discarded (non polio AFP)	VDPV							
Afghanistan	3768	29	1	0	3738	0	18.1	0	0	94.1	29	0	2513	46	0	339	2057	80	16.6	31	2	94.3	46	0	13/09/2020
Bahrain	17	0	0	0	17	0	5.7	0	0	100.0	0	0	10	0	0	0	10	0	4.7	0	0	90.0	0	0	13/09/2020
Djibouti	5	0	0	0	5	0	1.4	0	0	80.0	0	0	1	0	0	1	0	0	0.4	0	0	100.0	0	0	13/09/2019
Egypt	1343	0	0	0	1343	0	3.6	0	0	93.4	0	0	624	0	0	119	505	0	2.3	0	0	87.7	0	0	10/09/2020
Iran	1070	0	0	0	1069	1	5.2	0	0	97.1	0	0	387	0	0	7	380	0	2.6	0	0	99.2	0	0	12/09/2020
Iraq	1157	0	0	0	1157	0	7.4	0	0	94.3	0	0	299	0	0	18	281	0	2.6	2	1	91.6	0	0	11/09/2020
Jordan	113	0	0	0	113	0	3.9	0	0	100.0	0	0	26	0	0	0	26	0	1.0	0	0	100.0	0	0	10/09/2020
Kuwait	48	0	0	0	48	0	5.4	0	0	89.6	0	0	25	0	0	5	20	0	4.0	1	0	84.0	0	0	06/09/2020
Lebanon	87	0	0	0	87	0	4.7	0	0	89.7	0	0	35	0	0	8	27	0	2.7	1	0	94.3	0	0	11/09/2020
Libya	107	0	0	0	107	0	4.3	0	0	98.1	0	0	76	0	0	16	59	1	4.1	0	0	100.0	0	0	12/09/2020
Morocco	247	0	0	0	247	0	2.8	0	0	84.2	0	0	74	0	0	31	43	0	1.2	23	6	67.6	0	0	28/08/2020
Oman	30	0	0	0	30	0	2.7	0	0	80.0	0	0	12	0	0	1	11	0	1.5	0	0	100.0	0	0	26/08/2020
Pakistan	15216	147	6	0	15040	23	19.3	0	0	86.6	147	0	7490	70	6	821	6530	63	13.5	256	0	87.8	70	0	13/09/2020
Palestine	62	0	0	0	62	0	3.5	0	0	98.4	0	0	10	0	0	4	6	0	0.8	1	0	100.0	0	0	30/08/2020
Qatar	9	0	0	0	9	0	2.2	0	0	88.9	0	0	1	0	0	1	0	0	0.3	0	0	100.0	0	0	13/09/2020
Saudi Arabia	236	0	0	0	236	0	2.8	0	0	93.2	0	0	83	0	0	22	61	0	1.4	0	0	95.2	0	0	13/09/2020
Somalia	361	0	0	0	358	3	5.7	0	0	95.6	0	0	267	0	0	30	232	5	4.7	4	3	95.9	0	0	13/09/2020
Sudan	608	0	0	0	608	0	3.4	0	0	96.4	0	0	334	0	0	67	245	22	2.5	2	1	94.9	0	0	10/09/2020
Syria	377	0	0	0	377	0	4.8	0	0	88.1	0	0	249	0	0	20	229	0	4.5	0	0	91.2	0	0	12/09/2020
Tunisia	79	0	0	0	78	1	2.9	0	0	74.7	0	0	26	0	0	9	17	0	1.3	4	3	61.5	0	0	11/09/2020
U.A.E	50	0	0	0	50	0	4.0	0	0	90.0	0	0	15	0	0	4	11	0	1.7	2	2	100.0	0	0	31/08/2020
Yemen	779	0	0	7	771	1	5.5	7	4	89.0	0	0	472	0	0	302	156	14	4.8	123	106	90.7	0	0	12/09/2020
EMR	25769	176	7	7	25550	29	10.2	7	4	89.5	176	0	13029	116	6	1825	10906	185	7.1	450	124	90.0	116	0	
2018	21920	33	4	0	21868	15	8.7	0	0	89.8	33	0													

* Confirmed polio cases refer to wild isolation from AFP cases or from contacts of negative index AFP cases

** Non-polio AFP per 100,000 children <15 years

*** Adequate here refers to two stool specimens collected at least 24 hours apart, within 14 days of paralysis onset and specimens received in the lab in Good Condition

**** AFP cases co infected with P1 and P3 are counted separately as wild isolates

World Health Organization – Regional Office for Eastern Mediterranean
AFP SURVEILLANCE
Week 37, ending 13 September 2020

14-Sep-20
Number 1145

COUNTRY	2019						2020					
	# OF CONTACTS	LAB RESULTS					# OF CONTACTS	LAB RESULTS				
		WILD	VDPV	SL	NPEV	PENDING		WILD	VDPV	SL	NPEV	PENDING
AFG	1138	8	0	48	202	0	625	14	13	26	93	13
BAH	0	0	0	0	0	0	1	0	0	0	0	0
DJI	1	0	0	0	0	0	0	0	0	0	0	0
EGY	498	0	0	8	57	0	154	0	0	8	6	13
IRN	216	0	0	4	7	0	14	0	0	0	0	0
IRQ	603	0	0	12	39	6	137	0	0	0	8	6
JOR	0	0	0	0	0	0	0	0	0	0	0	0
KUW	0	0	0	0	0	0	0	0	0	0	0	0
LEB	24	0	0	0	3	0	0	0	0	0	0	0
LIB	6	0	0	0	3	0	0	0	0	0	0	0
MOR	85	0	0	3	1	30	8	0	0	0	0	4
OMA	78	0	0	2	28	0	40	0	0	2	6	5
PAK	5497	26	9	248	959	0	3038	17	6	250	437	168
PAL	0	0	0	0	0	0	0	0	0	0	0	0
QAT	0	0	0	0	0	0	0	0	0	0	0	0
SAA	44	0	0	1	0	0	9	0	0	1	0	0
SOM	1081	0	1	45	141	5	796	0	2	14	90	99
SUD	402	0	0	1	31	90	162	0	6	0	4	109
SYR	813	0	0	23	36	0	250	0	0	11	9	8
TUN	27	0	0	0	2	0	3	0	0	0	0	2
UAE	0	0	0	0	0	0	0	0	0	0	0	0
YEM	423	0	2	6	68	5	161	0	0	0	20	119
EMR	10936	34	12	401	1577	136	5398	31	27	312	673	546

Table 4 (B): Most recent wild contacts in EMRO, 2019-2020

Year	Country	Data	
		Count of wild contacts	Date of Most Recent stool collection
2020	Afghanistan	14	26/Jul/20
	Pakistan	17	29/Aug/20
2020 Total		31	29/Aug/20
2019	Afghanistan	8	17/Aug/19
	Pakistan	26	26/Dec/19
2019 Total		34	26/Dec/19

Table 4 (C): Number of distribution by district of -ve index AFP cases identified as wild positive by contact in EMR, 2019-2020

YEAR	COUNTRY	PROVINCE	DISTRICT	COUNT	First case	Last case	
2020	AFG	KANDAHAR HILMAND NIMROZ FARAH	NESH	1	23-May-20	23-May-20	
			WASHER	1	04-Jan-20	04-Jan-20	
			KHASHROD	1	28-Feb-20	28-Feb-20	
			ANARDARA	1	06-May-20	06-May-20	
			PAK	PUNJAB	1	24-Jul-20	24-Jul-20
2020	PAK	KHYBER PAKHTUNKHWA (KP) SINDH	DG KHAN	2	18-Jan-20	05-Jul-20	
			KARAK	1	20-Jan-20	20-Jan-20	
2020 Total				10	04-Jan-20	24-Jul-20	
2019	AFG	URUZGAN HILMAND	TIRINKOT	1	02-Aug-19	02-Aug-19	
			MUSAQALAH	1	05-Jun-19	05-Jun-19	
			SANGIN	1	06-Mar-19	06-Mar-19	
	PAK	PUNJAB	DG KHAN	2	2-Dec-19	10-Dec-19	
			KHIORANGI	1	28-Aug-19	28-Aug-19	
			SUJAWAL	1	25-Sep-19	25-Sep-19	
			JAMSHORO	1	09-Oct-19	09-Oct-19	
			T. ALLAHYAR	1	10-Nov-19	10-Nov-19	
			KAMBAR	1	02-Nov-19	02-Nov-19	
			MIRPURKHAS	2	01-Dec-19	18-Dec-19	
			LARKANA	1	24-Dec-19	24-Dec-19	
			JACOBABAD	1	19-Dec-19	19-Dec-19	
			BALOCHSITAN	1	18-Nov-19	18-Nov-19	
			KHYBER PAKHTUNKHWA (KP)	MASTUNG	1	18-Nov-19	18-Nov-19
				KILLABDULLAH	2	2-Jul-19	19-Nov-19
			KHYBER PAKHTUNKHWA (KP)	BANNU	1	13-Nov-19	13-Nov-19
				SWABI	1	17-Nov-19	17-Nov-19
				TANK	1	30-Oct-19	30-Oct-19
				LAKKIMRWAT	3	27-May-19	04-Oct-19
				TORGHAR	1	25-May-19	25-May-19
2019 Total				24	06-Mar-19	24-Dec-19	

Table 5: Laboratory investigation of AFP cases with paralysis onset in 2020 up to Week (37/2020) / Ending on : (13/09/2020)

Country	Polio laboratories ITD / Nucleotide Sequencing (Nucleotide Sequencing performed by EGY, PAK, TUN, CDC and RIVM laboratories)	AFP cases with specimens	Preliminary virus isolation results of AFP cases						Poliovirus intratypic differentiation results #											Indicators				Latest report Date		
			Referred for ITD		NPEV only	Negative	Pending		Type 1			Type 2			Type 3		Discordant pending sequence	NPEV by PCR	Non-EV	Pending ITD	% specimens positive for NPEV*	% AFP cases with culture results within 14 days	% AFP cases with ITD results within 7 days		% AFP cases with ITD results within 45 days of onset**	
			L20B+	L20B+/NPEV			received < / = 14 days	received > 14 days ago	Wild	Sabin	VDPV	Wild	Sabin	VDPV	Wild	Sabin										VDPV
Afghanistan	RRL Pakistan	2375	226	20	303	1697	128	1	43	81			4	65 *		76			2		19	12%	91%	100%	98%	13/09/2020
Bahrain	NPL Oman / CDC	10			1	9																9%	100%		0%	08/09/2020
Djibouti	NPL Kenya / CDC	1					1																			13/09/2020
Egypt***	RRL Egypt	595	18	7	47	465	43	15		8						11			4	3		8%	94%	100%	99%	09/09/2020
Iran	NPL Iran / CDC	406	5		4	388	9			3						3						1%	100%	100%	100%	12/09/2020
Iraq	RRL Egypt	296			30	252	10	4														10%	94%	100%	97%	10/09/2020
Jordan	NPL Jordan / RRL EGYPT	26			5	21																19%	100%		100%	13/09/2020
Kuwait	RRL Kuwait / RIVM	26				22	2	2														1%	77%		95%	10/09/2020
Lebanon	NPL Jordan / RRL EGYPT	32			5	23	4															17%	96%		100%	13/09/2020
Libya	RRL Tunisia / RIVM	65	4			61										3	1					0%	100%	100%	65%	02/09/2020
Morocco	NPL Morocco / RRL Tunisia	59			1	58																1%	100%		98%	11/09/2020
Oman	NPL Oman / CDC	12			2	10																15%	100%		100%	08/09/2020
Pakistan	RRL Pakistan	7359	568	44	928	5468	343	3	64	132			181	60		203		1	1	2	56	12%	94%	99%	97%	13/09/2020
Palestine & UNRWA		10				10																0%	30%		100%	30/08/2020
Qatar	NPL Oman / CDC	1				1																0%	100%		100%	08/09/2020
Saudi Arabia	NPL Saudi Arabia / CDC	74				70		4														0%	100%		100%	06/09/2020
Somalia	NPL Kenya / CDC	267	11	4	39	184	5	24		3	1			4		9					1	18%	6%		97%	13/09/2020
Sudan	NPL Sudan / RRL Egypt	309	19		32	207	17	34		1			20	20								12%	98%	100%	55%	06/09/2020
Syria	NPL Syria / RRL Egypt	244	11		8	212	13															3%	100%			10/09/2020
Tunisia	RRL Tunisia	20				17	1	2														0%	100%		94%	02/09/2020
U.A.E	NPL Oman / CDC	10				10																0%	100%		60%	08/09/2020
Yemen	NPL Kenya / CDC	174	24		42	108				2	17					5				1		25%	96%	21%	0%	12/09/2020
Total EMR 2020		12371	886	75	1447	9293	576	89	107	230	18		205	149		310	1	1	7	6	76	11%	92%	97%	95%	
Total EMR 2019		24920	1057	100	3669	20055		26	152	576	1		46	25		629	1	3	21	6		13%	95%	99%	96%	

* Specimens from all sources including non-AFP cases, excluding environmental samples

** This indicator reflects surveillance and laboratory activities

* Advance notification of 9 new cVDPV2 cases from Afghanistan with dates of onset in July/August 2020 their lab data will be shared in next week bulletin

Table 6: Environmental isolate by year and type

COUNTRY	LAB RESULTS	2016	2017	2018	2019	2020
AFG	Wild	2	42	83	56	25
	Wild+cVDPV2					2
	cVDPV2					53
	EV/SL	177	265	248	200	119
	Negative	6	9	5	3	3
AFG Total		185	316	336	259	263
EGY	EV/SL	492	481	508	666	318
	Negative	36	41	32	34	26
	Pending					18
	aVDPV3					1
	aVDPV1					1
EGY Total		528	522	540	700	364
IRN	Wild				3	
	EV/SL		5	51	65	20
	Negative		1	3	3	
	Pending					3
IRN Total			6	54	71	23
JOR	EV/SL	2	29	36	36	14
	Negative		2			1
JOR Total		2	31	36	36	15
KUW	EV/SL			3	3	
	Pending				8	
KUW Total				3	11	
LEB	EV/SL	2	26	44	44	9
	Negative	2	1	1	3	2
	Pending					4
LEB Total		4	27	45	47	15
PAK	Wild	59	105	139	367	283
	Wild+cVDPV2	2			10	33
	Wild+aVDPV2	1	1		2	3
	cVDPV2	2			27	11
	aVDPV2	3	4		2	2
	EV/SL	456	523	531	420	194
	Negative	6		3	4	4
PAK Total		529	633	673	832	570
SOM	cVDPV2		2	19	5	20
	cVDPV3			11		
	aVDPV2			2	1	
	EV/SL		20	43	28	10
	Negative		14	138	29	21
	Pending					7
SOM Total			36	213	63	58
SUD	cVDPV2					3
	EV/SL			15	42	10
	Negative				1	2
	Pending				17	15
SUD Total			15	60	30	
SYR	EV/SL		4	81	155	117
	Negative			21	30	15
	Pending					8
SYR Total			4	102	185	140
TOTAL		1248	1575	2017	2264	1478

Table 7: Environmental Wild/VPV isolate by site 2019-2020

YEAR	COUNTRY	LAB RESULTS	PROVINCE	Count	First date	Last date	
2019	AFG	Wild	HILMAND	19	6/Jan/19	25/Dec/19	
			KANDAHAR	24	6/Jan/19	25/Dec/19	
			NANGARHAR	13	26/Jan/19	25/Dec/19	
	AFG Total			56	6/Jan/19	25/Dec/19	
	IRN	Wild	S & B	3	22/Apr/19	20/May/19	
			IRN Total	3	22/Apr/19	20/May/19	
	PAK	Wild	BALOCHISTAN	72	1/Jan/19	20/Dec/19	
			GBALTISTAN	1	9/Dec/19	9/Dec/19	
			ISLAMABAD	3	12/Apr/19	21/Aug/19	
			KPAKHTUNKHWA	40	8/Jan/19	28/Dec/19	
			PUNJAB	97	5/Jan/19	17/Dec/19	
			SINDH	154	2/Jan/19	17/Dec/19	
			Wild+cVDPV2	KPAKHTUNKHWA	1	31/Dec/19	31/Dec/19
				PUNJAB	5	6/Aug/19	16/Dec/19
			cVDPV2	SINDH	4	7/Oct/19	18/Dec/19
				GBALTISTAN	5	24/Aug/19	6/Nov/19
				ISLAMABAD	1	12/Nov/19	12/Nov/19
				KPAKHTUNKHWA	10	9/Oct/19	28/Dec/19
				PUNJAB	10	21/Aug/19	17/Dec/19
				SINDH	1	19/Dec/19	19/Dec/19
aVDPV2	PUNJAB	2	11/Apr/19	18/Dec/19			
	PAK Total	406	1/Jan/19	31/Dec/19			
SOM	cVDPV2	BANADIR	5	10/Nov/19	22/Dec/19		
		BANADIR	1	3/Feb/19	3/Feb/19		
SOM Total	6	3/Feb/19	22/Dec/19				
2019 Total			471	1/Jan/19	31/Dec/19		
2020	AFG	Wild	HILMAND	9	1/Jan/20	3/Aug/20	
			HIRAT	3	26/Apr/20	23/Aug/20	
			KANDAHAR	10	28/Jan/20	25/Jun/20	
			KHOST	1	25/Apr/20	25/Apr/20	
			NANGARHAR	2	26/Jan/20	25/Jul/20	
			Wild+cVDPV2	KANDAHAR	1	9/Jul/20	9/Jul/20
				NANGARHAR	1	8/Jan/20	8/Jan/20
			cVDPV2	HILMAND	1	27/May/20	27/May/20
				KABUL	6	26/Apr/20	8/Jul/20
				KANDAHAR	1	9/Jul/20	9/Jul/20
			KHOST	1	24/Jun/20	24/Jun/20	
			KUNAR	3	6/Jun/20	5/Jul/20	
			NANGARHAR	41	7/Jan/20	6/Jul/20	
			AFG Total	80	1/Jan/20	23/Aug/20	
	PAK	Wild	AJK	1	25/Feb/20	25/Feb/20	
			BALOCHISTAN	71	1/Jan/20	1/Sep/20	
			GBALTISTAN	1	12/May/20	12/May/20	
			ISLAMABAD	2	16/Jan/20	24/Aug/20	
			KPAKHTUNKHWA	15	28/Jan/20	12/Aug/20	
			PUNJAB	88	4/Jan/20	24/Aug/20	
			SINDH	105	3/Jan/20	17/Aug/20	
			Wild+cVDPV2	BALOCHISTAN	4	1/Feb/20	20/Jul/20
				KPAKHTUNKHWA	1	11/Mar/20	11/Mar/20
			PUNJAB	7	4/Jan/20	4/Aug/20	
			SINDH	21	3/Jan/20	6/Aug/20	
			cVDPV2	BALOCHISTAN	1	2/Jun/20	2/Jun/20
				KPAKHTUNKHWA	4	10/Jan/20	17/Apr/20
PUNJAB	2	16/Jan/20		17/Apr/20			
SINDH	4	8/Jun/20		13/Jul/20			
aVDPV2	KPAKHTUNKHWA	2		10/Apr/20	29/Jul/20		
PAK Total	329	1/Jan/20	1/Sep/20				
SOM	cVDPV2	BANADIR	18	5/Jan/20	29/Jul/20		
		BAY	2	19/Jun/20	20/Jun/20		
SOM Total	20	5/Jan/20	29/Jul/20				
SUD	cVDPV2	KHARTOUM	3	29/Mar/20	29/Mar/20		
		KHARTOUM	3	29/Mar/20	29/Mar/20		
SUD Total	3	29/Mar/20	29/Mar/20				
2020 Total			432	1/Jan/20	1/Sep/20		

Figure 1: Non Polio AFP Rate and Wild Virus in EMR 01/01/2020 - 13/09/2020

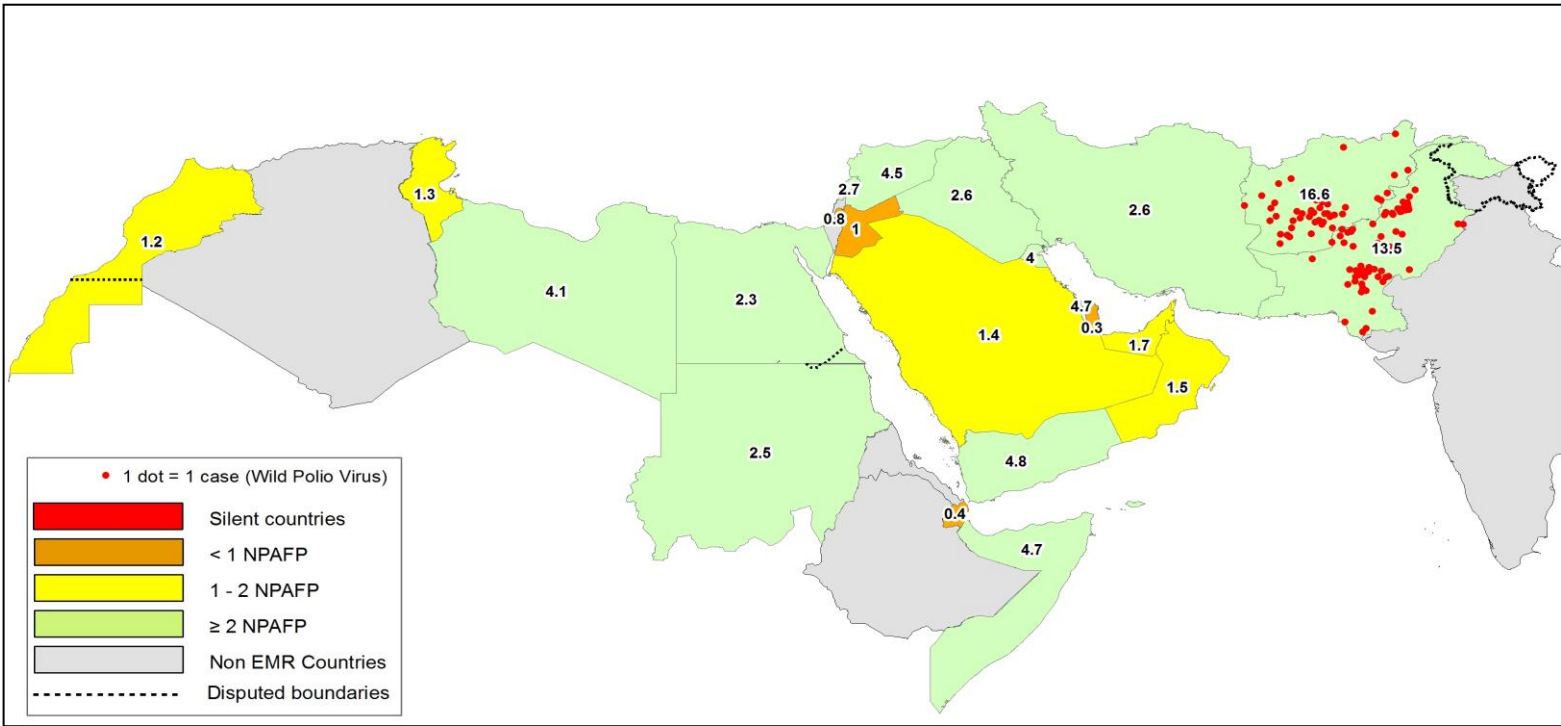


Figure 2: Percent of AFP cases with Adequate Samples & Compatible Cases in EMR 01/01/2020 - 13/09/2020

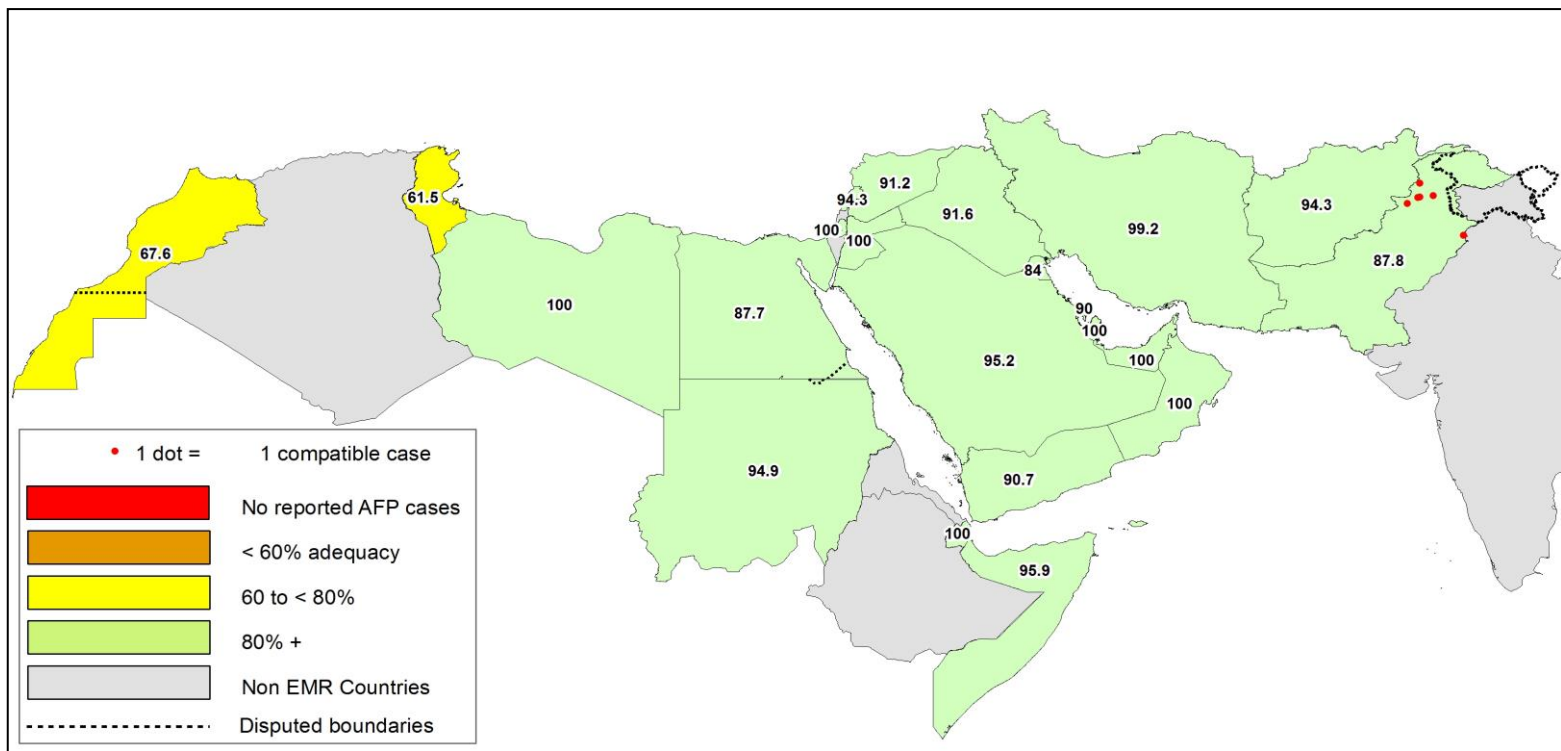


Table 8: Wild polio cases by country and date of onset of paralysis in EMR, 2019 - 2020

Year	COUNTRY	Count	First Case	Last Case
2020	AFG	46	4-Jan-20	12-Aug-20
	PAK	70	1-Jan-20	17-Aug-20
2020 Total		116	1-Jan-20	17-Aug-20
2019	AFG	29	4-Jan-19	7-Dec-19
	PAK	147	15-Jan-19	31-Dec-19
2019 Total		176	4-Jan-19	31-Dec-19

Figure 3: Non Polio AFP rate by Province in Afghanistan & by District in Pakistan 01/01/2020 - 13/09/2020

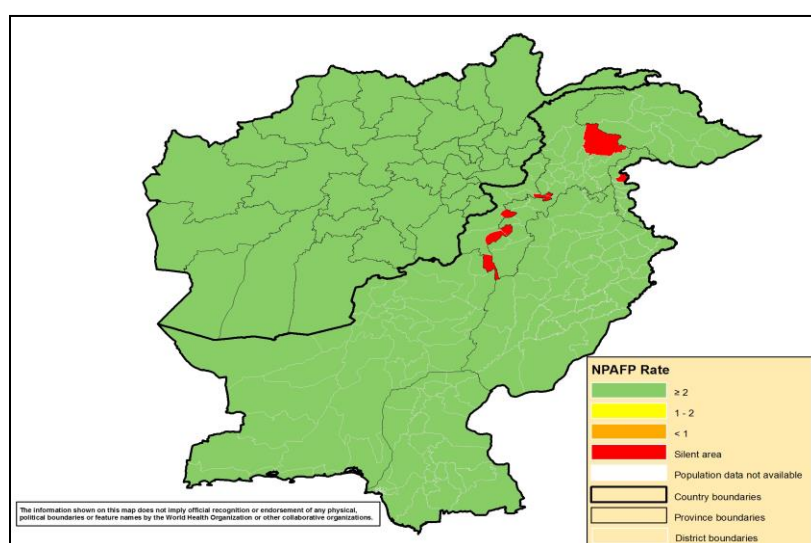


Figure 4: Percent of AFP cases with Adequate Samples in Afghanistan by Province & Pakistan by District 01/01/2020 - 13/09/2020

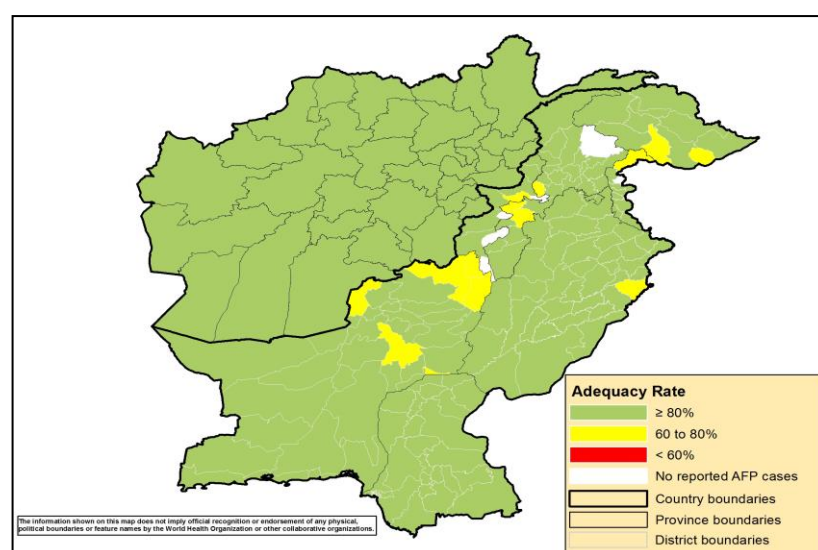
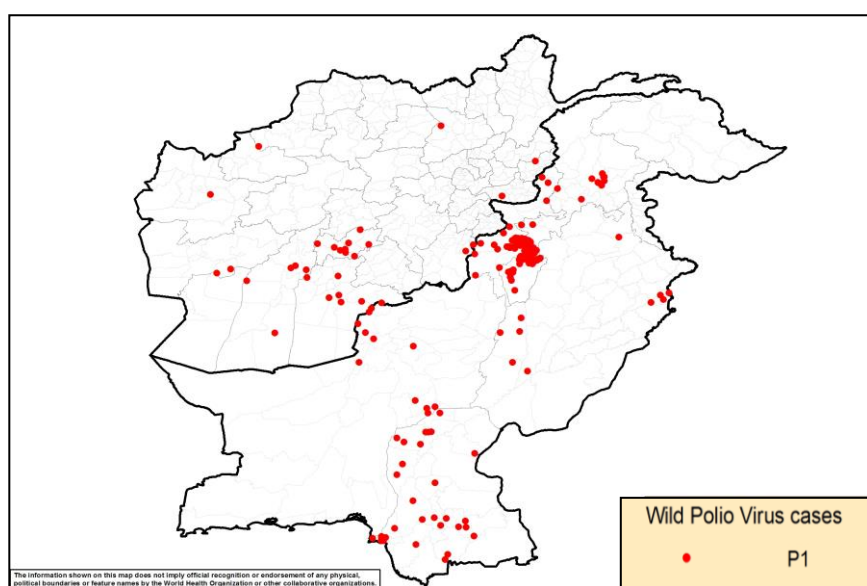
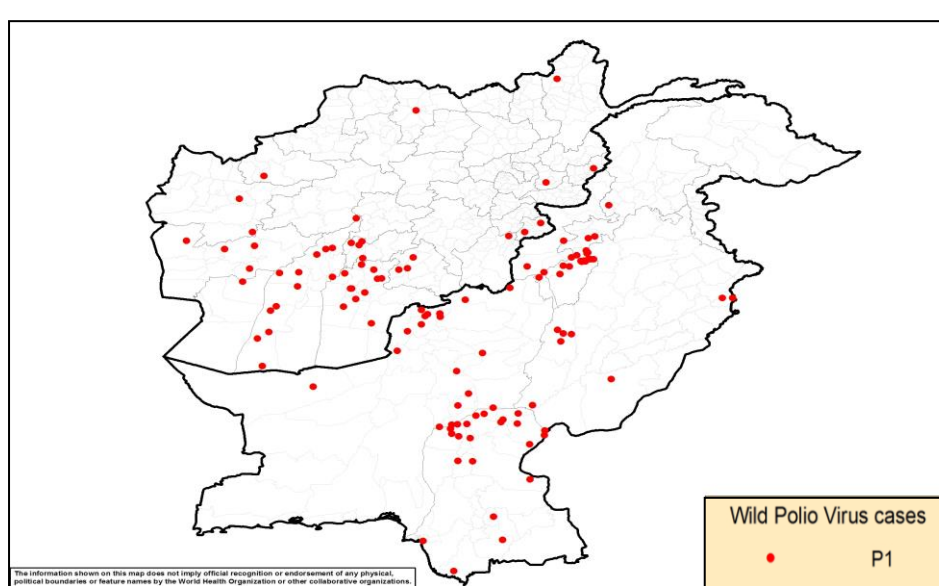


Figure 5: Wild Virus Cases by Type & District in Afghanistan & Pakistan

5(a) 01/01/2019 - 31/12/2019



5(b) 01/01/2020 - 13/09/2020



World Health Organization – Regional Office for Eastern Mediterranean
AFP SURVEILLANCE
Week 37, ending 13 September 2020

14-Sep-20
Number 1145

Table 9: Wild Polio cases by district and date of onset of paralysis, Afghanistan 2019-2020

ONSETYR	PROVINCE	DISTRICT	Count	First case	Last case
2020	BALKH	DEHDADI	1	15-Mar-20	15-Mar-20
	HIRAT	PASHTUNZARGHUN	1	29-Jun-20	29-Jun-20
		SHINDAND	1	21-Mar-20	21-Mar-20
	FARAH	BALABULUK	2	11-May-20	17-May-20
		ANARDARA	1	6-May-20	6-May-20
		BAKWA	1	4-Feb-20	4-Feb-20
	BADGHIS	QADIS	1	13-May-20	13-May-20
	KUNAR	SHIGAL WA SHEL TAN	1	5-Mar-20	5-Mar-20
	LAGHMAN	MEHTARLAM	1	10-Feb-20	10-Feb-20
	PAKTIKA	NAKA	1	12-Aug-20	12-Aug-20
	KHOST	SABARI	1	8-Aug-20	8-Aug-20
		SPERA	1	1-Aug-20	1-Aug-20
	KANDAHAR	KANDAHAR	2	22-Jun-20	6-Aug-20
		ZHERAY	2	20-Jul-20	28-Jul-20
		SPINBOLDAK	1	25-Jul-20	25-Jul-20
		PANJWAYI	1	10-Jun-20	10-Jun-20
		SHAHWALIKOT	3	4-Mar-20	6-Jun-20
		NESH	1	23-May-20	23-May-20
		GHORAK	1	19-Mar-20	19-Mar-20
	ZABUL	QALAT	1	6-Aug-20	6-Aug-20
		ARGHANDAB (Z)	1	14-Jul-20	14-Jul-20
		MIZAN	1	21-Jan-20	21-Jan-20
	HILMAND	KAJAKI	2	10-Jun-20	27-Jul-20
		BAGHRAN	1	16-Jul-20	16-Jul-20
		WASHER	2	4-Jan-20	13-Jun-20
		REG	4	25-May-20	3-Jun-20
		DEH-E-SHU	1	27-May-20	27-May-20
		NAWZAD	1	11-May-20	11-May-20
		SANGIN	1	7-May-20	7-May-20
		NAD-E-ALI	1	1-May-20	1-May-20
	URUZGAN	SHAHID-E-HASSAS	3	14-Jun-20	12-Jul-20
TIRINKOT		1	28-May-20	28-May-20	
NIMROZ	KHASHROD	1	28-Feb-20	28-Feb-20	
BADAKHSHAN	YAWAN	1	10-Mar-20	10-Mar-20	
2020 Total			46	4-Jan-20	12-Aug-20
2019	HIRAT	PASHTUNZARGHUN	1	19-Nov-19	19-Nov-19
	FARAH	BAKWA	2	14-Nov-19	25-Nov-19
	BADGHIS	BALAMURGHAB	1	17-Oct-19	17-Oct-19
	NANGARHAR	KHOGYANI	1	18-Sep-19	18-Sep-19
	KUNAR	WATAPUR	1	8-May-19	8-May-19
	PAKTIKA	BERMEL	2	15-Sep-19	28-Sep-19
	KANDAHAR	SHAHWALIKOT	1	7-Dec-19	7-Dec-19
		SPINBOLDAK	2	4-Jan-19	22-Nov-19
		KANDAHAR	2	17-Aug-19	10-Nov-19
		GHORAK	1	12-Jan-19	12-Jan-19
	HILMAND	GARM SER	1	26-May-19	26-May-19
		MUSAQALAH	1	5-May-19	5-May-19
		NAWZAD	1	3-Apr-19	3-Apr-19
		WASHER	1	23-Mar-19	23-Mar-19
		SANGIN	1	6-Mar-19	6-Mar-19
	URUZGAN	KHASURUZGAN	1	2-Nov-19	2-Nov-19
		TIRINKOT	4	19-May-19	2-Aug-19
CHORA		3	20-Mar-19	23-Jul-19	
SHAHID-E-HASSAS		1	25-Feb-19	25-Feb-19	
BAGHLAN	PUL-E- KHUMRI	1	14-Nov-19	14-Nov-19	
2019 Total			29	4-Jan-19	7-Dec-19

World Health Organization – Regional Office for Eastern Mediterranean

AFP SURVEILLANCE

Week 37, ending 13 September 2020

14-Sep-20

Number 1145

Table 10: Wild Polio cases by district and date of onset of paralysis, Pakistan 2019-2020

ONSETYR	PROVINCE	DISTRICT	Count	First case	Last case		
2020	KHYBER PAKHTUNKHWA	PESHAWAR	1	13-Jul-20	13-Jul-20		
		WAZIR-S	2	21-Feb-20	8-Jun-20		
		BANNU	1	27-Apr-20	27-Apr-20		
		TANK	4	11-Jan-20	15-Mar-20		
		KARAK	2	20-Jan-20	13-Mar-20		
		LAKKIMRWT	12	2-Jan-20	9-Mar-20		
	BALOCHISTAN	PISHIN	5	31-Jan-20	16-Aug-20		
		QUETTA	1	17-Jul-20	17-Jul-20		
		KABDULAH	2	11-May-20	29-Jun-20		
		CHAGHAI	1	4-Jun-20	4-Jun-20		
		DUKKI	1	26-May-20	26-May-20		
		JHALMAGSI	1	19-Apr-20	19-Apr-20		
		NSIRABAD	2	3-Jan-20	13-Apr-20		
		ZHOB	2	22-Feb-20	13-Apr-20		
		JAFARABAD	1	12-Feb-20	12-Feb-20		
		SOHBATPUR	1	12-Feb-20	12-Feb-20		
		SIBI	1	7-Feb-20	7-Feb-20		
	PUNJAB	BAHAWALPUR	1	17-Aug-20	17-Aug-20		
		DGKHAN	4	18-Jan-20	8-Aug-20		
		LAHORE	2	12-Jun-20	24-Jul-20		
		RAJANPUR	1	2-Jun-20	2-Jun-20		
	SINDH	JACOBABAD	4	7-Feb-20	14-Jul-20		
		GHOTKI	4	2-Mar-20	9-Jul-20		
		KHILANDHI	1	9-Jun-20	9-Jun-20		
		LARKANA	1	21-May-20	21-May-20		
		KAMBAR	3	8-Jan-20	11-Apr-20		
		KHAIRPUR	1	27-Mar-20	27-Mar-20		
		NFEROZ	2	8-Feb-20	22-Feb-20		
		SHIKARPUR	1	11-Feb-20	11-Feb-20		
		KASHMORE	2	16-Jan-20	3-Feb-20		
		SUJAWAL	1	7-Jan-20	7-Jan-20		
		T.ALLAHYAR	1	7-Jan-20	7-Jan-20		
		BADIN	1	1-Jan-20	1-Jan-20		
		2020 Total			70	1-Jan-20	17-Aug-20
		2019	KHYBER PAKHTUNKHWA	LAKKIMRWT	32	27-May-19	31-Dec-19
	DIKHAN			4	5-May-19	21-Dec-19	
	MOHMAND			1	20-Dec-19	20-Dec-19	
	TANK			6	11-Oct-19	18-Dec-19	
	BANNU			26	15-Jan-19	30-Nov-19	
	SWABI			1	17-Nov-19	17-Nov-19	
	WAZIR-N			9	4-Apr-19	10-Oct-19	
TORGHAR	7			25-May-19	13-Sep-19		
WAZIR-S	1			20-Aug-19	20-Aug-19		
HANGU	2			20-Jan-19	28-Jul-19		
CHARSADA	1			21-Jul-19	21-Jul-19		
SHANGLA	1			18-May-19	18-May-19		
KHYBER	1			14-Feb-19	14-Feb-19		
BAJOUR	1			18-Jan-19	18-Jan-19		
BALOCHISTAN	KABDULAH			5	9-Jun-19	31-Dec-19	
	JAFARABAD			3	28-May-19	18-Dec-19	
	NSIRABAD			1	5-Dec-19	5-Dec-19	
	MASTUNG			1	18-Nov-19	18-Nov-19	
	HARNAI		1	27-Sep-19	27-Sep-19		
PUNJAB	QUETTA		1	6-Jul-19	6-Jul-19		
	LAHORE		5	20-Jan-19	28-Dec-19		
	DGKHAN		4	2-Dec-19	25-Dec-19		
	OKARA		1	8-Dec-19	8-Dec-19		
	MUZFARGARH		1	26-Nov-19	26-Nov-19		
SINDH	JHELUM		1	21-Jun-19	21-Jun-19		
	THATTA		1	26-Dec-19	26-Dec-19		
	DADU		2	6-Dec-19	26-Dec-19		
	LARKANA		3	17-Apr-19	24-Dec-19		
	JAMSHORO		3	23-Aug-19	22-Dec-19		
	JACOBABAD		1	19-Dec-19	19-Dec-19		
	MIRPURKHAS		4	17-Nov-19	18-Dec-19		
	KAMBAR		3	2-Nov-19	14-Dec-19		
	BADIN		1	28-Nov-19	28-Nov-19		
	T.ALLAHYAR		1	10-Nov-19	10-Nov-19		
	KHIKAMARI		1	29-Oct-19	29-Oct-19		
	SUKKUR		1	27-Oct-19	27-Oct-19		
	KHIJAMSHEED		1	24-Oct-19	24-Oct-19		
	SBENAZIRABAD		1	19-Oct-19	19-Oct-19		
	SUJAWAL		1	25-Sep-19	25-Sep-19		
	KHIORANGI		2	20-Aug-19	26-Aug-19		
	HYDERABAD		2	20-Jul-19	5-Aug-19		
	KHIGIQBAL	1	29-Apr-19	29-Apr-19			
KHILAYARI	1	25-Feb-19	25-Feb-19				
2019 Total			147	15-Jan-19	31-Dec-19		

World Health Organization – Regional Office for Eastern Mediterranean

AFP SURVEILLANCE

14-Sep-20

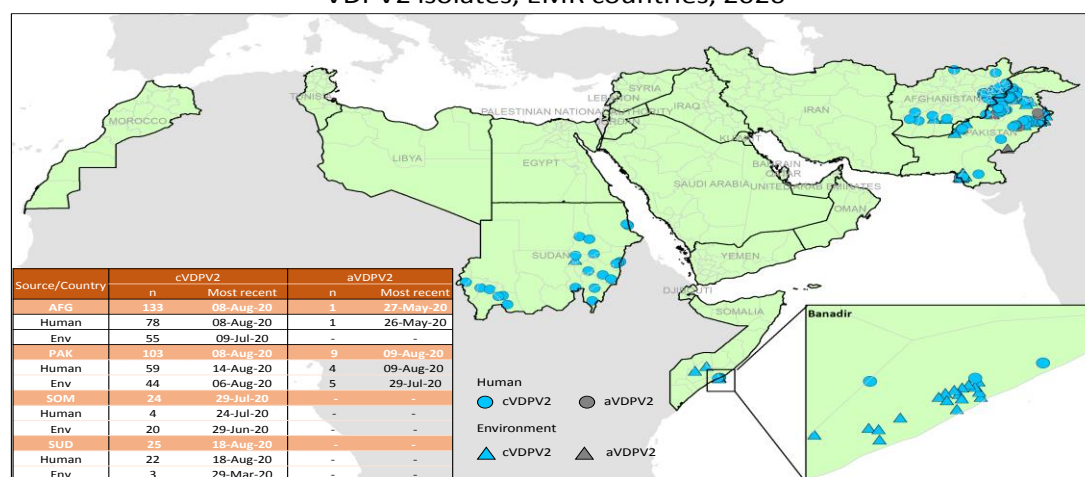
Week 37, ending 13 September 2020

Number 1145

Table 11: Circulating VDPV2 cases and date of onset of paralysis in EMR countries by provinces 2019-2020

COUNTRY	YEAR	PROVINCE	Count	First Case	Last Case
SOM	2020	BANADIR	4	18-Jun-20	31-Jul-20
		SOUTH DARFUR	2	7-Mar-20	29-Apr-20
EAST DARFUR		3	12-May-20	24-Jul-20	
KHARTOUM		1	3-Aug-20	3-Aug-20	
KASSALA		3	28-Jul-20	31-Jul-20	
GEZIRA		1	9-Jul-20	9-Jul-20	
RIVER NILE		3	29-Jun-20	18-Aug-20	
RED SEA		3	29-Apr-20	8-Jun-20	
WEST DARFUR		1	19-May-20	19-May-20	
BLUE NILE		2	7-Aug-20	17-Aug-20	
WHITE NILE		1	15-Jun-20	15-Jun-20	
GEDARIF		2	1-Apr-20	5-Jul-20	
AFG		FARAH	1	1-Jun-20	1-Jun-20
		KANDAHAR	1	4-Aug-20	4-Aug-20
		HILMAND	1	1-Aug-20	1-Aug-20
		JAWZIAN	1	4-Aug-20	4-Aug-20
		KABUL	3	6-Jul-20	8-Feb-20
		NURISTAN	2	21-Jun-20	13-Jul-20
		NIMROZ	2	6-Jul-20	8-Aug-20
		KHOST	2	5-Jul-20	10-Jul-20
	PAKTYA	1	18-Jun-20	18-Jun-20	
	BADAKHSAN	1	23-Apr-20	23-Apr-20	
	LAGHMAN	12	20-May-20	20-Jul-20	
	KUNAR	7	6-Apr-20	11-Jul-20	
PAK	NANGARHAR	44	5-Feb-20	29-Jul-20	
	SINDH	5	2-May-20	14-Aug-20	
	BALUCHISTAN	1	29-Feb-20	29-Feb-20	
	PUNJAB	11	5-Feb-20	13-Aug-20	
PAK	KHYBER PAKHTUNKHWA	42	2-Jan-20	24-May-20	
	Total 2020	163	2-Jan-20	18-Aug-20	
PAK	2019	PUNJAB	1	22-Nov-19	22-Nov-19
		KHYBER PAKHTUNKHWA	16	4-Sep-19	28-Dec-19
		ISLAMABAD	1	11-Sep-19	11-Sep-19
		GILGIT BALTISTAN	4	7-Jul-19	28-Aug-19
		BARI	1	8-May-19	8-May-19
		SOOL	1	15-Mar-19	15-Mar-19
SOM	TOGDHER	1	21-Apr-19	21-Apr-19	
	SOOL	1	15-Mar-19	15-Mar-19	
Total 2019			25	15-Mar-19	28-Dec-19

VDPV2 isolates, EMR countries, 2020



aVDPV3, AFP Case reported in Libya / aVDPV1, AFP Cases reported in Yemen & Somalia / 14 cVDPV1 AFP cases from Yemen / aVDPV3, AFP Case from Afghanistan