

Highlights of Polio Fax Bulletin No. 1144 for Week 36 2020

I. Salient features

1. Polio eradication teams at the Regional and Country levels are contributing into COVID19 Response, particularly in areas of surveillance (field and laboratory), data analysis, communications and coordination.
2. Wild Poliovirus Type-1 (WPV1):
 - Seven new wild poliovirus cases reported this week, 4 from Afghanistan and 3 from Pakistan.
 - Seventeen new WPV1 positive environmental samples reported this week, all from Pakistan.

Advance notification: One new WPV1 case from Pakistan from Balochistan province with onset in August 2020 was advance notified by Pakistan laboratory – details will be shared by next bulletin.

3. Vaccine Derived Poliovirus (VDPV):
 - cVDPV1:
 - No new cases reported this week.
 - cVDPV2:
 - Eight new cVDPV2 cases reported this week, all from Sudan.
 - No new cVDPV2 positive environmental samples reported this week.

II. Wild Poliovirus Transmission

Endemic countries (Pakistan & Afghanistan): Total WPV1 cases in 2020 to date is 112 (44 from Afghanistan and 68 from Pakistan). This compares with 87 cases in 2019 in the same period (17 from Afghanistan and 70 from Pakistan).

- **Afghanistan:**

Human samples: Four new WPV1 cases reported this week and their details are as follows:

Case (1): Reported from Arghandab district, Zabul province, with date of onset 14 July 2020. The case is a 36-month male child. The child did not receive any OPV doses neither from routine nor from supplementary immunization activities (SIAs).

Case (2): Reported from Zheray district, Kandahar province, with date of onset 28 July 2020. The case is a 13-month male child. The child reportedly received 1 OPV dose from routine and 6 doses from SIAs.

Case (3): Reported from Qalat district, Zabul province, with date of onset 6 August 2020. The case is a 60-month male child. The child reportedly received 7 OPV doses from SIAs and none from routine.

Case (4): Reported from Kandahar district, Kandahar province, with date of onset 6 August 2020. The case is a 16-month male child. The child reportedly received 7 OPV doses from SIAs and none from routine.

In 2020, **44 WPV1 cases** have been reported so far: 15 cases from Kandahar province; 9 from Hilmand province; four each from Farah and Uruzgan provinces; three from Zabul province; two from Herat province; and one each from Nimroz, Laghman, Kunar, Badakhshan, Balkh, Badghis and Khost provinces. ***The most recent case has onset of paralysis on 6 August 2020.***

- **Pakistan:**

Human samples: Three new WPV1 cases reported this week and their details are as follows:

Case (1): Reported from DG Khan district, Punjab province, with date of onset 8 August 2020. The case is an 8-month male child. The child reportedly received 2 OPV doses from routine and 3 doses from SIAs.

Case (2): Reported from Pishin district, Balochistan province, with date of onset 11 August 2020. The case is a 34-month male child. The child reportedly received 7+ OPV doses from SIAs and none from routine.

Case (3): Reported from Bahawalpur district, Punjab province, with date of onset 17 August 2020. The case is a 156-month male child. The child reportedly received 3 OPV doses from routine and 7+ doses from SIAs.

In 2020 to date, **68 WPV1 cases** are reported, 22 cases from Khyber Pakhtunkhwa (KP) province, 21 from Sindh province, 17 from Balochistan province and 8 from Punjab province. ***The most recent case has onset of paralysis on 17 August 2020.***

- b. *Environmental samples:* 17 new WPV1 positive environmental samples reported this week, all from Pakistan.
 - Afghanistan: In 2020 to date, there are 26 WPV1 positive environmental samples including two combined (WPV1 and cVDPV2) with most recent sample collected on 3 August 2020.

- Pakistan: In 2020 to date, there are 311 WPV1 positive environmental samples including 28 combined (WPV1 and cVDPV2) and 3 combined (WPV1 and aVDPV2) with most recent positive sample collected on 18 August 2020.

III. **Vaccine Derived Polioviruses (VDPVs):** Total cVDPV2 cases in 2020 to date is 145 (69 from Afghanistan, 52 from Pakistan, 3 from Somalia and 21 from Sudan). This compares with 7 cases in 2019 in the same period (4 from Pakistan and 3 from Somalia).

1. **Afghanistan:** No new cVDPV2 isolates from human or environmental samples this week.

Human samples:

In 2020 to date, there are 69 cVDPV2 cases; 42 reported from Nangarhar province, 11 from Laghman province, 7 from Kunar province, 2 each from Kabul and Nuristan provinces and one each from Badakhshan, Farah, Paktya, Khost and Nimroz provinces and with **most recent case's onset on 17 July 2020.**

Environment: In 2020 to date, 55 cVDPV2 positive environmental samples including 2 combined (WPV1 and cVDPV2) were reported: 32 from Jalalabad, 8 from Batikot, 2 from Behsud districts, Nangarhar province, 6 from Kabul district, Kabul province, 3 from Asadabad district, Kandahar province and one from Khost (Matun), Khost province; with **most recent collection on 9 July 2020.**

An aVDPV3 has been detected from an AFP case from Ghazni district, Ghazni province, with date of onset 23 June 2020. It is not related with any reported VDPV3 viruses. Further investigations are underway to classify the case.

2. **Pakistan:** No new VDPV isolates from human or environmental samples reported this week.

Human samples: In 2020 to date, there are 52 cVDPV2 cases reported. Cases include 42 from KP province, 6 from Punjab province, 3 from Sindh province and 1 from Balochistan province, with most recent case's onset on 11 June 2020. In addition to 3 aVDPV2 cases all from Punjab province, with most recent case's onset on 19 July 2020.

Environment: In 2020, there are 39 positive environmental samples for cVDPV2 so far (including 28 combined WPV1 and cVDPV2), the most recent sample collected on 15 July 2020. Also, there are four aVDPV2 isolates detected in the environment samples, which include three combined (WPV1 + aVDPV2). The most recent aVDPV2 positive environmental sample was collected on 10 April 2020.

3. **SOMALIA:** No new VDPV isolates from human or environmental samples reported this week.

In 2020 to date: Three cVDPV2 cases reported from Abdul Aziz, Shibis and Dharkenley districts, Banadir province, with **most recent date of onset 18 July 2020.** Also there are 17 cVDPV2 positive environmental samples reported, the most recent collected on 21 June 2020.

4. **SUDAN:** Eight new cVDPV2 cases reported and no new VDPV positive environmental samples reported this week. The eight new cVDPV2 cases: 2 of them were reported from Rifi Kassala locality, Kassala state, one each reported from Shandi and Berber localities, River Nile state; one each from El Damazin and El Kormuk localities, Blue Nile state; one from Karary locality, Khartoum state and one from El Dean locality, East Dufur state. Their dates of onset vary between 27 July to 18 August 2020.

In 2020 to date, 21 cVDPV2 cases reported. **The most recent case has onset of paralysis on 18 August.** A total of three environmental samples have been positive for cVDPV2 so far, all from Khartoum.

5. **YEMEN:** 14 confirmed (not new) cVDPV1 cases reported in 2020.

The 14 cVDPV1 confirmed cases are all from Saadah province, 5 from Kitaf Wa Buga district, 3 each from Sahar and Al Safrah districts, and one each from Sageen, Saadh City and Majz districts. The dates of onset vary between 31 January to 5 June 2020.

IV. Surveillance performance indicators

In 2020, 13 out of 22 member states are meeting the global target of both key surveillance indicators, namely non polio AFP rate of 2 per 100,000 children aged below 15 years and percent AFP cases with adequate specimen 80% and above.

- Djibouti is missing both indicators and has not reported any AFP case in 2020 to date. *There is an advanced notification of three new AFP cases reported. They will be reflected in the next report.*
- Morocco and Tunisia are, also, missing both indicators as their non-polio AFP rates are 1.2 and 1.3 and their percentage of AFP cases with adequate stool specimens is 67.6% and 64.0%, respectively.
- Jordan, Oman, Palestine, Qatar, Saudi Arabia and United Arab Emirates have a non-polio AFP rate of 1.0, 1.5, 0.8, 0.3, 1.2 and 1.7 respectively.

World Health Organization – Regional Office for Eastern Mediterranean

AFP SURVEILLANCE

7-Sep-20

Week 36, ending 6 September 2020

Number 1144

Table 1: Acute Flaccid Paralysis (AFP) cases by week of onset

Country	Reported AFP cases by week of onset - Week (36/20) / Ending on : 06/09/2020														
	Total AFP 2018	Total AFP 2019	Total AFP to date, 2020	W25 21 Jun 20	W26 28 Jun 20	W27 5 Jul 20	W28 12 Jul 20	W29 19 Jul 20	W30 26 Jul 20	W31 02 Aug 20	W32 09 Aug 20	W33 16 Aug 20	W34 23 Aug 20	W35 30 Aug 20	W36 06 Sep 20
Afghanistan	3378	3768	2417	78	94	87	91	94	72	67	92	72	87	62	10
Bahrain	35	17	10	0	0	0	0	0	0	0	0	0	0	0	0
Djibouti	0	5	0	0	0	0	0	0	0	0	0	0	0	0	0
Egypt	1246	1343	598	20	20	11	12	16	14	7	14	23	23	27	
Iran	896	1070	383	7	9	7	5	9	14	10	11	5	6	0	
Iraq	1023	1157	289	8	2	2	4	7	1	3	2	3	4	2	
Jordan ****	115	113	26	1	0	0	0	0	1	1	2	0	0	0	
Kuwait	72	48	25	0	3	0	0	0	1	1	1	2	0	1	0
Lebanon ****	89	87	32	0	0	0	0	0	1	1	2	0	0		
Libya	122	107	74	1	0	3	3	0	0	1	3	5	6	2	
Morocco	212	247	74	0	3	1	2	0	0	0	0	1	1		
Oman	28	30	12	0	0	0	0	0	1	0	0	0	0		
Pakistan	12276	15216	7283	146	133	145	164	182	169	169	204	214	189	57	2
Palestine ****	44	62	10	0	1	2	0	0	0	0	0	0	0	0	
Qatar	10	9	1	1	0	0	0	0	0	0	0	0	0	0	
Saudi Arabia	242	236	71	0	2	1	1	3	2	1	1	1			
Somalia	353	361	264	11	5	5	6	6	10	4	6	8	7	3	0
Sudan	579	608	300	10	9	7	11	12	12	9	16	17	9	2	
Syria ****	362	377	242	4	11	12	8	3	5	4	7	2	3	5	
Tunisia	68	79	25	0	2	0	0	1	0	0	1	1	0	0	
U.A.E	40	50	15	0	1	0	1	0	0	0	0	0	0	0	
Yemen	730	779	423	9	13	18	12	18	13	9	14	13	10	1	
Total EMR	21920	25769	12574	296	308	301	320	351	316	287	376	367	345	162	12

No data = No report received

Table 2: Confirmed polio cases by month of onset

Country	Total year 2018	Total year 2019	06/09		Confirmed polio cases by month of onset											
			2019	2020	October 2019	November 2019	December 2019	January 2020	February 2020	March 2020	April 2020	May 2020	June 2020	July 2020	August 2020	September 2020
Afghanistan	21	29	17	44	1	7	1	2	3	7	0	12	10	7	3	
Bahrain	0	0	0	0	0	0	0	0	0	0	0	0	0	0	0	
Djibouti	0	0	0	0	0	0	0	0	0	0	0	0	0	0	0	
Egypt	0	0	0	0	0	0	0	0	0	0	0	0				
Iran	0	0	0	0	0	0	0	0	0	0	0	0	0			
Iraq	0	0	0	0	0	0	0	0	0	0	0	0				
Jordan ****	0	0	0	0	0	0	0	0	0	0	0	0	0	0	0	
Kuwait	0	0	0	0	0	0	0	0	0	0	0	0	0	0		
Lebanon ****	0	0	0	0	0	0	0	0		0	0	0				
Libya	0	0	0	0	0	0	0	0	0	0	0	0	0			
Morocco	0	0	0	0	0	0	0	0		0	0					
Oman	0	0	0	0	0	0	0	0	0	0	0	0				
Pakistan	12	147	70	68	17	23	32	18	17	7	6	6	6	5	3	
Palestine ****	0	0	0	0	0	0	0	0	0	0	0	0	0	0		
Qatar	0	0	0	0	0	0	0	0	0	0	0	0	0	0		
Saudi Arabia	0	0	0	0	0	0	0	0	0	0	0	0	0	0		
Somalia	0	0	0	0	0	0	0	0	0		0					
Sudan	0	0	0	0	0	0	0	0	0		0	0				
Syria ****	0	0	0	0	0	0	0	0	0	0	0	0	0	0		
Tunisia	0	0	0	0	0	0	0	0	0	0	0		0			
U.A.E	0	0	0	0	0	0	0	0	0	0						
Yemen	0	0	0	0	0	0	0	0								
Total EMR	33	176	87	112	18	30	33	20	20	14	6	18	16	12	6	0

**** UNRWA cases are included with those of country of residence

AFP SURVEILLANCE

Week 36, ending 06 September 2020

7-Sep-20

Number 1144

Table 3: Investigation of AFP cases with paralysis onset in 2019 & 2020 up to Week (36/20) / Ending on : 06/09/2020

COUNTRY	2019											2020											Latest line List Date		
	AFP									Specimen	Wild cases ****		AFP									Specimen		Wild cases ****	
	Total AFP cases onset 2019	Case classification					Non polio AFP rate **	AFP cases pending classification > 90 days from onset of paralysis	AFP cases pending classification and lab > 90 days from onset of paralysis		% with *** adequate specimens	Wild P1 Poliovirus	Wild P3 Poliovirus	Total AFP cases onset 2020	Case classification					Annualized Non polio AFP rate **	AFP cases pending classification > 90 days from onset of paralysis			AFP cases pending classification and lab > 90 days from onset of paralysis	% with *** adequate specimens
		Total Confirmed Polio Cases *	Polio Compatible	Pending Classification	Discarded (non polio AFP)	VDPV				Total Confirmed Polio Cases *					Polio Compatible	Pending Classification	Discarded (non polio AFP)	VDPV							
Afghanistan	3768	29	1	0	3738	0	18.1	0	0	94.1	29	0	2417	44	0	317	1985	71	16.4	29	1	94.4	44	0	06/09/2020
Bahrain	17	0	0	0	17	0	5.7	0	0	100.0	0	0	10	0	0	0	10	0	4.9	0	0	90.0	0	0	06/09/2020
Djibouti	5	0	0	0	5	0	1.4	0	0	80.0	0	0	0	0	0	0	0	0	0.0	0	0		0	0	06/09/2019
Egypt	1343	0	0	0	1343	0	3.6	0	0	93.4	0	0	598	0	0	93	505	0	2.3	0	0	89.3	0	0	03/09/2020
Iran	1070	0	0	0	1069	1	5.2	0	0	97.1	0	0	383	0	0	11	372	0	2.7	0	0	99.2	0	0	05/09/2020
Iraq	1157	0	0	0	1157	0	7.4	0	0	94.3	0	0	289	0	0	13	276	0	2.6	1	0	91.3	0	0	05/09/2020
Jordan	113	0	0	0	113	0	3.9	0	0	100.0	0	0	26	0	0	1	25	0	1.0	0	0	100.0	0	0	03/09/2020
Kuwait	48	0	0	0	48	0	5.4	0	0	89.6	0	0	25	0	0	5	20	0	4.1	1	0	84.0	0	0	06/09/2020
Lebanon	87	0	0	0	87	0	4.7	0	0	89.7	0	0	32	0	0	6	26	0	2.5	2	1	93.8	0	0	28/08/2020
Libya	107	0	0	0	107	0	4.3	0	0	98.1	0	0	74	0	0	14	59	1	4.1	0	0	100.0	0	0	05/09/2020
Morocco	247	0	0	0	247	0	2.8	0	0	84.2	0	0	74	0	0	31	43	0	1.2	22	6	67.6	0	0	28/08/2020
Oman	30	0	0	0	30	0	2.7	0	0	80.0	0	0	12	0	0	1	11	0	1.5	0	0	100.0	0	0	26/08/2020
Pakistan	15216	147	6	0	15040	23	19.3	0	0	86.6	147	0	7283	68	6	787	6367	55	13.5	231	0	88.0	68	0	06/09/2020
Palestine	62	0	0	0	62	0	3.5	0	0	98.4	0	0	10	0	0	4	6	0	0.8	1	0	100.0	0	0	30/08/2020
Qatar	9	0	0	0	9	0	2.2	0	0	88.9	0	0	1	0	0	1	0	0	0.3	0	0	100.0	0	0	29/08/2020
Saudi Arabia	236	0	0	0	236	0	2.8	0	0	93.2	0	0	71	0	0	16	55	0	1.2	4	0	94.4	0	0	20/08/2020
Somalia	361	0	0	0	358	3	5.7	0	0	95.6	0	0	264	0	0	36	224	4	4.8	4	3	95.8	0	0	06/09/2020
Sudan	608	0	0	0	608	0	3.4	0	0	96.4	0	0	300	0	0	40	247	21	2.3	2	1	95.0	0	0	03/09/2020
Syria	377	0	0	0	377	0	4.8	0	0	88.1	0	0	242	0	0	20	222	0	4.4	1	0	91.3	0	0	05/09/2020
Tunisia	79	0	0	0	78	1	2.9	0	0	74.7	0	0	25	0	0	8	17	0	1.3	2	2	64.0	0	0	04/09/2020
U.A.E	50	0	0	0	50	0	4.0	0	0	90.0	0	0	15	0	0	4	11	0	1.7	2	2	100.0	0	0	25/08/2020
Yemen	779	0	0	7	771	1	5.5	7	4	89.0	0	0	423	0	0	278	131	14	4.4	140	126	91.0	0	0	29/08/2020
EMR	25769	176	7	7	25550	29	10.2	7	4	89.5	176	0	12574	112	6	1686	10612	166	7.0	442	142	90.2	112	0	
2018	21920	33	4	0	21868	15	8.7	0	0	89.8	33	0													

* Confirmed polio cases refer to wild isolation from AFP cases or from contacts of negative index AFP cases

** Non-polio AFP per 100,000 children <15 years

*** Adequate here refers to two stool specimens collected at least 24 hours apart, within 14 days of paralysis onset and specimens received in the lab in Good Condition

**** AFP cases co infected with P1 and P3 are counted separately as wild isolates

World Health Organization – Regional Office for Eastern Mediterranean
AFP SURVEILLANCE
Week 36, ending 06 September 2020

7-Sep-20
Number 1144

COUNTRY	2019						2020					
	# OF CONTACTS	LAB RESULTS					# OF CONTACTS	LAB RESULTS				
		WILD	VDPV	SL	NPEV	PENDING		WILD	VDPV	SL	NPEV	PENDING
AFG	1138	8	0	48	202	0	620	14	13	26	91	23
BAH	0	0	0	0	0	0	1	0	0	0	0	0
DJI	1	0	0	0	0	0	0	0	0	0	0	0
EGY	498	0	0	8	57	0	154	0	0	8	6	13
IRN	216	0	0	4	7	0	9	0	0	0	0	0
IRQ	603	0	0	12	39	6	137	0	0	0	8	6
JOR	0	0	0	0	0	0	0	0	0	0	0	0
KUW	0	0	0	0	0	0	0	0	0	0	0	0
LEB	24	0	0	0	3	0	0	0	0	0	0	0
LIB	6	0	0	0	3	0	0	0	0	0	0	0
MOR	85	0	0	3	1	30	8	0	0	0	0	4
OMA	78	0	0	2	28	0	40	0	0	2	6	5
PAK	5497	26	9	248	959	0	2957	16	6	241	425	144
PAL	0	0	0	0	0	0	0	0	0	0	0	0
QAT	0	0	0	0	0	0	0	0	0	0	0	0
SAA	44	0	0	1	0	0	9	0	0	1	0	0
SOM	1081	0	1	45	141	5	790	0	1	14	86	117
SUD	402	0	0	1	31	90	131	0	0	0	4	99
SYR	813	0	0	23	36	0	247	0	0	11	9	7
TUN	27	0	0	0	2	0	3	0	0	0	0	2
UAE	0	0	0	0	0	0	0	0	0	0	0	0
YEM	423	0	2	6	68	6	150	0	0	0	20	108
EMR	10936	34	12	401	1577	137	5256	30	20	303	655	528

Table 4 (B): Most recent wild contacts in EMRO, 2019-2020

Year	Country	Data	
		Count of wild contacts	Date of Most Recent stool collection
2020	Afghanistan	14	26/Jul/20
	Pakistan	16	31/Jul/20
2020 Total		30	31/Jul/20
2019	Afghanistan	8	17/Aug/19
	Pakistan	26	26/Dec/19
2019 Total		34	26/Dec/19

Table 4 (C): Number of distribution by district of -ve index AFP cases identified as wild positive by contact in EMR, 2019-2020

YEAR	COUNTRY	PROVINCE	DISTRICT	COUNT	First case	Last case	
2020	AFG	KANDAHAR	NESH	1	23-May-20	23-May-20	
			HILMAND	1	04-Jan-20	04-Jan-20	
			NIMROZ	1	28-Feb-20	28-Feb-20	
			FARAH	1	06-May-20	06-May-20	
	PAK	PUNJAB	LAHORE	1	24-Jul-20	24-Jul-20	
2019	AFG	HILMAND	TIRINKOT	1	02-Aug-19	02-Aug-19	
			MUSAQALAH	1	05-Jun-19	05-Jun-19	
			SANGIN	1	06-Mar-19	06-Mar-19	
			PUNJAB	DG KHAN	2	2-Dec-19	10-Dec-19
				KHIORANGI	1	28-Aug-19	28-Aug-19
				SUJAWAL	1	25-Sep-19	25-Sep-19
			SINDH	JAMSHORO	1	09-Oct-19	09-Oct-19
				T. ALLAHYAR	1	10-Nov-19	10-Nov-19
				KAMBAR	1	02-Nov-19	02-Nov-19
				MIRPURKHAS	2	01-Dec-19	18-Dec-19
	PAK	BALOCHSITAN	LARKANA	1	24-Dec-19	24-Dec-19	
			JACOBABAD	1	19-Dec-19	19-Dec-19	
			MASTUNG	1	18-Nov-19	18-Nov-19	
	KHYBER PAKHTUNKHWA (KP)	KHYBER PAKHTUNKHWA (KP)	KILLABDULLAH	2	2-Jul-19	19-Nov-19	
			BANNU	1	13-Nov-19	13-Nov-19	
			SWABI	1	17-Nov-19	17-Nov-19	
			TANK	1	30-Oct-19	30-Oct-19	
LAKKIMRWAT			3	27-May-19	04-Oct-19		
TORGHAR			1	25-May-19	25-May-19		
2019 Total				24	06-Mar-19	24-Dec-19	

AFP SURVEILLANCE

Week 36, ending 06 September 2020

7-Sep-20

Number 1144

Table 5: Laboratory investigation of AFP cases with paralysis onset in 2020 up to Week (36/2020) / Ending on : (06/09/2020)

Country	Polio laboratories ITD / Nucleotide Sequencing (Nucleotide Sequencing performed by EGY, PAK, TUN, CDC and RIVM laboratories)	AFP cases with specimens	Preliminary virus isolation results of AFP cases						Poliovirus intratypic differentiation results #											Indicators				Latest report Date		
			Referred for ITD		NPEV only	Negative	Pending		Type 1			Type 2			Type 3		Discordant pending sequence	NPEV by PCR	Non-EV	Pending ITD	% specimens positive for NPEV*	% AFP cases with culture results within 14 days	% AFP cases with ITD results within 7 days		% AFP cases with ITD results within 45 days of onset**	
			L20B+	L20B+/NPEV			received < / = 14 days	received > 14 days ago	Wild	Sabin	VDPV	Wild	Sabin	VDPV	Wild	Sabin										VDPV
Afghanistan	RRL Pakistan	2247	216	18	283	1642	87	2	41	81			4	65		76			2		9	12%	91%	100%	98%	06/09/2020
Bahrain	NPL Oman / CDC	10			1	9																9%	100%		0%	02/09/2020
Djibouti	NPL Kenya / CDC																									06/09/2020
Egypt***	RRL Egypt	582	17	7	42	452	52	12	17	8					10			4	3		8%	95%	100%	99%	03/09/2020	
Iran	NPL Iran / CDC	397	5		4	373	15		3						3							1%	100%	100%	100%	05/09/2020
Iraq	RRL Egypt	287			30	235	8	14														10%	94%	100%	99%	04/09/2020
Jordan	NPL Jordan / RRL EGYPT	26			5	21																19%	100%		100%	06/09/2020
Kuwait	RRL Kuwait / RIVM	26				20	4	2														1%	75%		95%	06/09/2020
Lebanon	NPL Jordan / RRL EGYPT	32			5	23	4															17%	96%		100%	06/09/2020
Libya	RRL Tunisia / RIVM	65	4			61									3	1						0%	100%	100%	65%	02/09/2020
Morocco	NPL Morocco / RRL Tunisia	59			1	58																1%	100%		98%	28/08/2020
Oman	NPL Oman / CDC	12			2	10																15%	100%		100%	02/09/2020
Pakistan	RRL Pakistan	7158	539	41	887	5352	325	13	63	132			158	52		203		1	1	2	55	11%	94%	99%	97%	06/09/2020
Palestine & UNRWA		10				10																0%	30%		100%	30/08/2020
Qatar	NPL Oman / CDC	1				1																0%	100%		100%	02/09/2020
Saudi Arabia	NPL Saudi Arabia / CDC	74				70		4														0%	100%		100%	06/09/2020
Somalia	NPL Kenya / CDC	264	10	4	38	177	8	27		3	1			3		9				1		18%	6%		97%	06/09/2020
Sudan	NPL Sudan / RRL Egypt	309	19		32	207	34	17		1			16	19								12%	98%	100%	44%	06/09/2020
Syria	NPL Syria / RRL Egypt	237	11		8	206	10	2														3%	100%			03/09/2020
Tunisia	RRL Tunisia	20				17	3															0%	100%		94%	02/09/2020
U.A.E	NPL Oman / CDC	10				10																0%	100%		60%	24/08/2020
Yemen	NPL Kenya / CDC	175	24		30	95	26			2	17				5					1		22%	96%	21%	0%	29/08/2020
Total EMR 2020		12001	845	70	1368	9049	576	93	104	230	18		178	139	309	1	1	7	6	65	11%	92%	97%	96%		
Total EMR 2019		24920	1057	100	3669	20055		26	152	576	1		46	25	629	1	3	21	6		13%	95%	99%	96%		

* Specimens from all sources including non-AFP cases, excluding environmental samples

** This indicator reflects surveillance and laboratory activities

Table 6: Environmental isolate by year and type

COUNTRY	LAB RESULTS	2016	2017	2018	2019	2020
AFG	Wild	2	42	83	56	24
	Wild+cVDPV2					2
	cVDPV2					53
	EV/SL	177	265	248	200	116
	Negative	6	9	5	3	3
AFG Total		185	316	336	259	241
EGY	EV/SL	492	481	508	666	310
	Negative	36	41	32	34	27
	Pending					19
	aVDPV3					1
	aVDPV1					1
EGY Total		528	522	540	700	358
IRN	Wild				3	
	EV/SL		5	51	65	18
	Negative		1	3	3	
	Pending					2
IRN Total			6	54	71	20
JOR	EV/SL	2	29	36	36	14
	Negative		2			1
JOR Total		2	31	36	36	15
KUW	EV/SL			3	3	
	Pending				8	
KUW Total				3	11	
LEB	EV/SL	2	26	44	44	9
	Negative	2	1	1	3	2
	Pending					4
LEB Total		4	27	45	47	15
PAK	Wild	59	105	139	367	280
	Wild+cVDPV2	2			10	28
	Wild+aVDPV2	1	1		2	3
	cVDPV2	2			27	11
	aVDPV2	3	4		2	1
	EV/SL	456	523	531	420	192
	Negative	6		3	4	4
	Pending					30
PAK Total		529	633	673	832	549
SOM	cVDPV2		2	19	5	17
	cVDPV3			11		
	aVDPV2			2	1	
	EV/SL		20	43	28	9
	Negative		14	138	29	21
SOM Total			36	213	63	56
SUD	cVDPV2					3
	EV/SL			15	42	10
	Negative				1	2
	Pending				17	15
SUD Total			15	60	30	
SYR	EV/SL		4	81	155	113
	Negative			21	30	15
	Pending					8
SYR Total			4	102	185	136
TOTAL		1248	1575	2017	2264	1420

Table 7: Environmental Wild/VDPV isolate by site 2019-2020

YEAR	COUNTRY	LAB RESULTS	PROVINCE	Count	First date	Last date	
2019	AFG	Wild	HILMAND	19	6/Jan/19	25/Dec/19	
			KANDAHAR	24	6/Jan/19	25/Dec/19	
			NANGARHAR	13	26/Jan/19	25/Dec/19	
	AFG Total			56	6/Jan/19	25/Dec/19	
	IRN	Wild	S & B	3	22/Apr/19	20/May/19	
			IRN Total	3	22/Apr/19	20/May/19	
	PAK	Wild	BALUCHISTAN	72	1/Jan/19	20/Dec/19	
			GBALTISTAN	1	9/Dec/19	9/Dec/19	
			ISLAMABAD	3	12/Apr/19	21/Aug/19	
			KPAKHTUNKHWA	40	8/Jan/19	28/Dec/19	
			PUNJAB	97	5/Jan/19	17/Dec/19	
			SINDH	154	2/Jan/19	17/Dec/19	
			Wild+cVDPV2	KPAKHTUNKHWA	1	31/Dec/19	31/Dec/19
				PUNJAB	5	6/Aug/19	16/Dec/19
				SINDH	4	7/Oct/19	18/Dec/19
				GBALTISTAN	5	24/Aug/19	6/Nov/19
			cVDPV2	ISLAMABAD	1	12/Nov/19	12/Nov/19
				KPAKHTUNKHWA	10	9/Oct/19	28/Dec/19
				PUNJAB	10	21/Aug/19	17/Dec/19
				SINDH	1	19/Dec/19	19/Dec/19
aVDPV2	PUNJAB	2	11/Apr/19	18/Dec/19			
	PAK Total	406	1/Jan/19	31/Dec/19			
SOM	cVDPV2	BANADIR	5	10/Nov/19	22/Dec/19		
		BANADIR	1	3/Feb/19	3/Feb/19		
SOM Total	6	3/Feb/19	22/Dec/19				
2019 Total			471	1/Jan/19	31/Dec/19		
2020	AFG	Wild	HILMAND	9	1/Jan/20	3/Aug/20	
			HIRAT	2	26/Apr/20	27/May/20	
			KANDAHAR	10	28/Jan/20	25/Jun/20	
			KHOST	1	25/Apr/20	25/Apr/20	
			NANGARHAR	2	26/Jan/20	25/Jul/20	
			Wild+cVDPV2	KANDAHAR	1	9/Jul/20	9/Jul/20
				NANGARHAR	1	8/Jan/20	8/Jan/20
			cVDPV2	HILMAND	1	27/May/20	27/May/20
				KABUL	6	26/Apr/20	8/Jul/20
				KANDAHAR	1	9/Jul/20	9/Jul/20
			KHOST	1	24/Jun/20	24/Jun/20	
			KUNAR	3	6/Jun/20	5/Jul/20	
			NANGARHAR	41	7/Jan/20	6/Jul/20	
			AFG Total	79	1/Jan/20	3/Aug/20	
	PAK	Wild	AJK	1	25/Feb/20	25/Feb/20	
			BALUCHISTAN	67	1/Jan/20	17/Aug/20	
			GBALTISTAN	1	12/May/20	12/May/20	
			ISLAMABAD	1	16/Jan/20	16/Jan/20	
			KPAKHTUNKHWA	15	28/Jan/20	12/Aug/20	
			PUNJAB	88	4/Jan/20	18/Aug/20	
			SINDH	107	3/Jan/20	17/Aug/20	
			Wild+cVDPV2	BALUCHISTAN	3	1/Feb/20	2/Jul/20
				KPAKHTUNKHWA	1	11/Mar/20	11/Mar/20
				PUNJAB	5	4/Jan/20	5/Jun/20
				SINDH	19	3/Jan/20	15/Jul/20
			cVDPV2	BALUCHISTAN	1	2/Jun/20	2/Jun/20
				KPAKHTUNKHWA	4	10/Jan/20	17/Apr/20
				PUNJAB	2	16/Jan/20	17/Apr/20
	SINDH	4		8/Jun/20	13/Jul/20		
	KPAKHTUNKHWA	1		10/Apr/20	10/Apr/20		
PAK Total	320	1/Jan/20	18/Aug/20				
SOM	cVDPV2	BANADIR	15	5/Jan/20	21/Jun/20		
		BAY	2	19/Jun/20	20/Jun/20		
SOM Total	17	5/Jan/20	21/Jun/20				
SUD	cVDPV2	KHARTOUM	3	29/Mar/20	29/Mar/20		
		SUD Total	3	29/Mar/20	29/Mar/20		
2020 Total			419	1/Jan/20	18/Aug/20		

Figure 1: Non Polio AFP Rate and Wild Virus in EMR 01/01/2020 - 06/09/2020

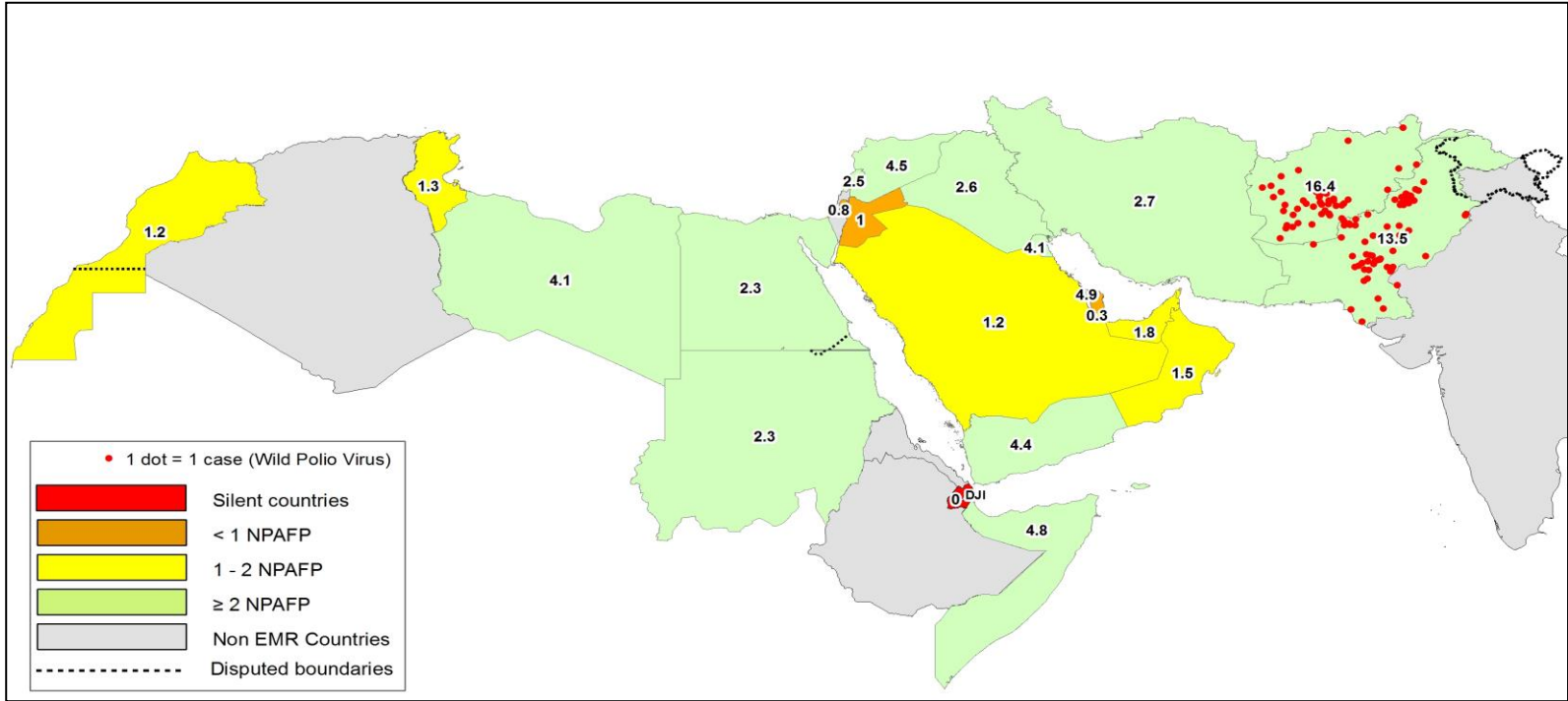


Figure 2: Percent of AFP cases with Adequate Samples & Compatible Cases in EMR 01/01/2020 - 06/09/2020

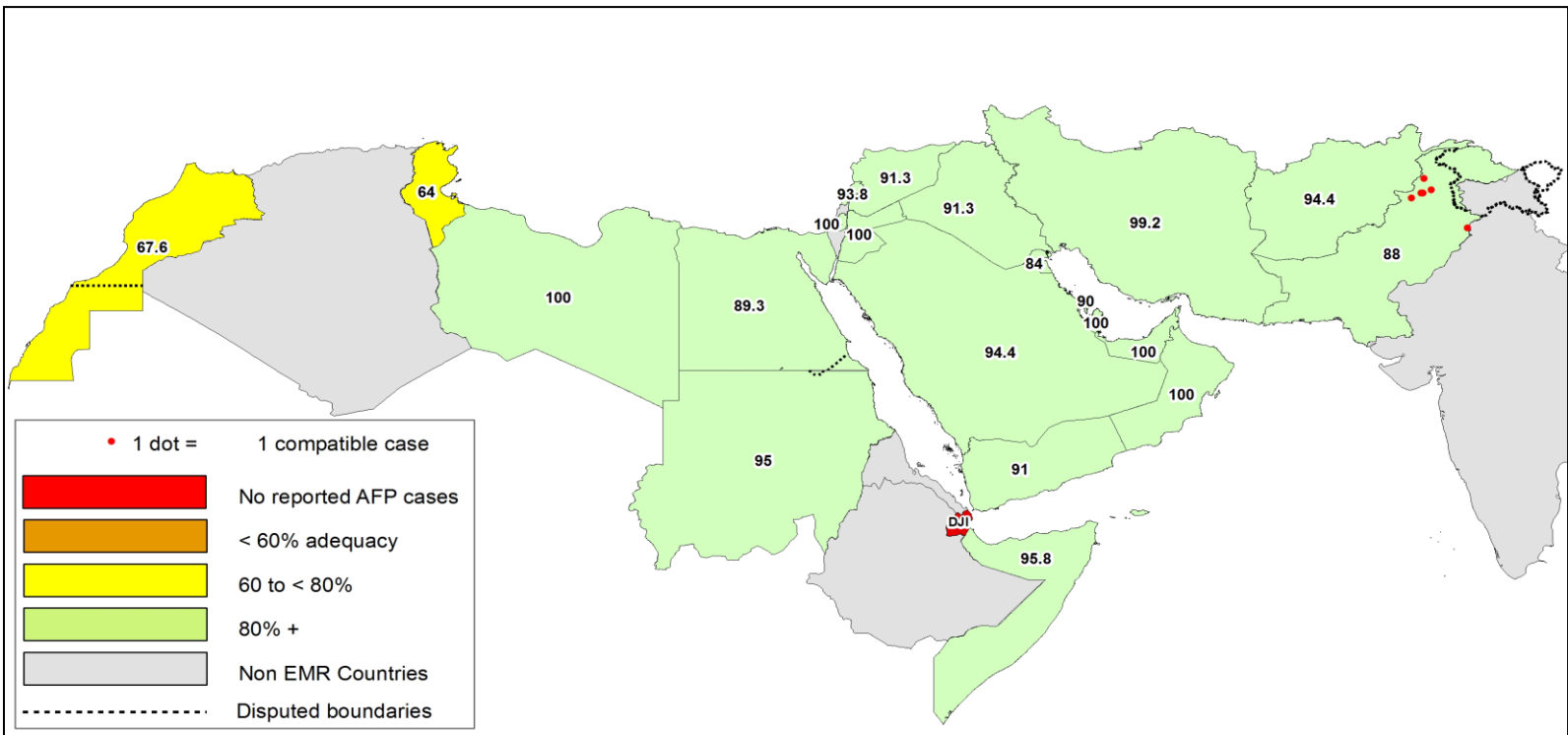


Table 8: Wild polio cases by country and date of onset of paralysis in EMR, 2019 - 2020

Year	COUNTRY	Count	First Case	Last Case
2020	AFG	44	4-Jan-20	6-Aug-20
	PAK	68	1-Jan-20	17-Aug-20
2020 Total		112	1-Jan-20	17-Aug-20
2019	AFG	29	4-Jan-19	7-Dec-19
	PAK	147	15-Jan-19	31-Dec-19
2019 Total		176	4-Jan-19	31-Dec-19

Figure 3: Non Polio AFP rate by Province in Afghanistan & by District in Pakistan 01/01/2020 - 06/09/2020

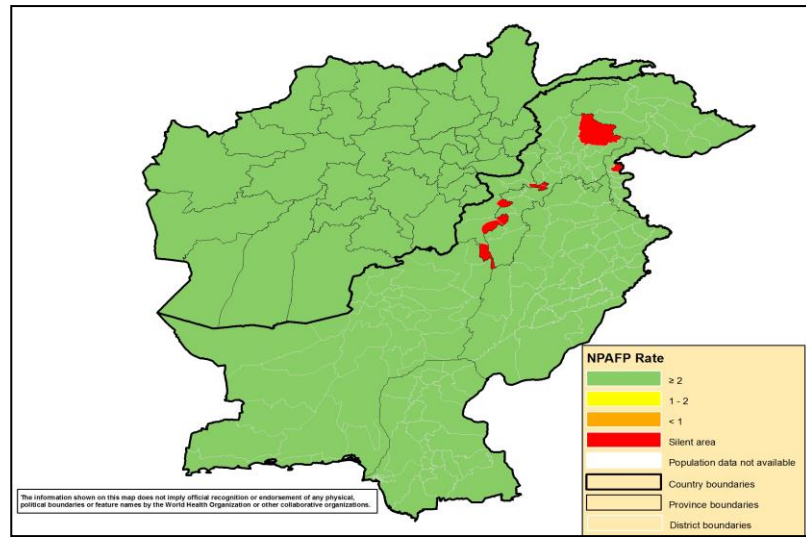


Figure 4: Percent of AFP cases with Adequate Samples in Afghanistan by Province & Pakistan by District 01/01/2020 - 06/09/2020

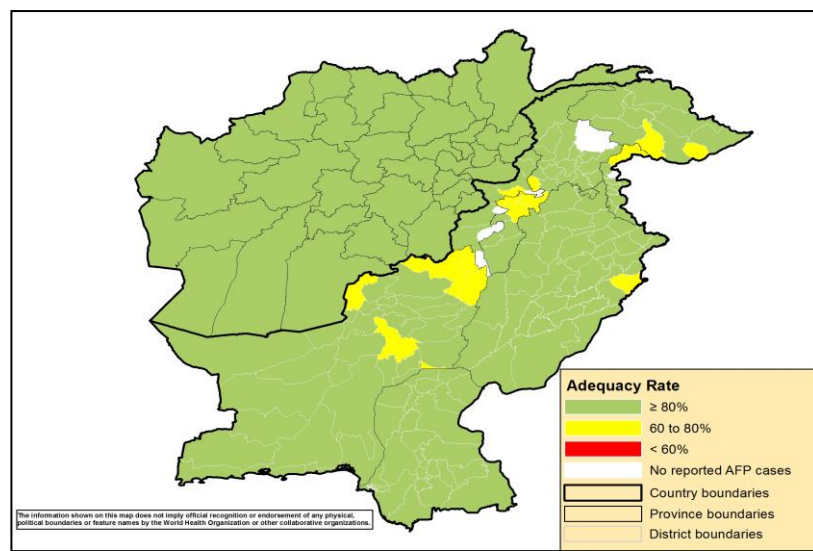
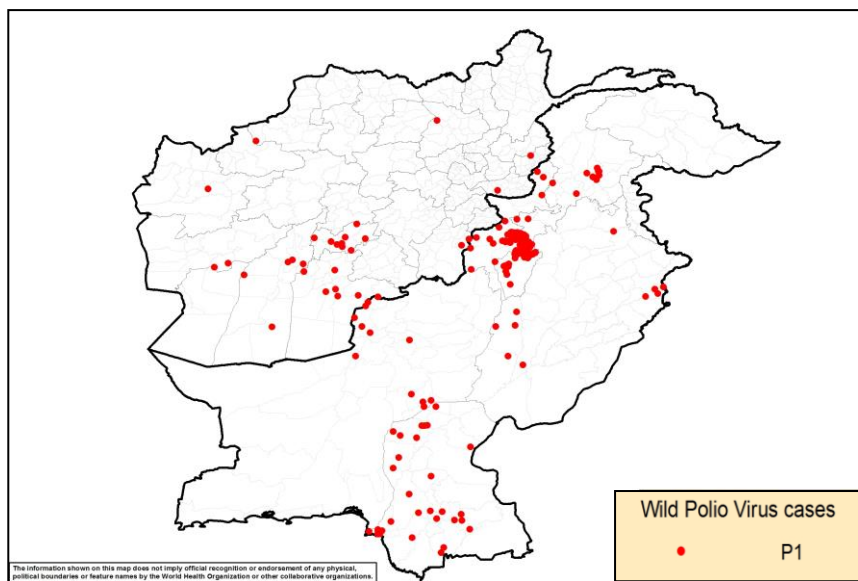
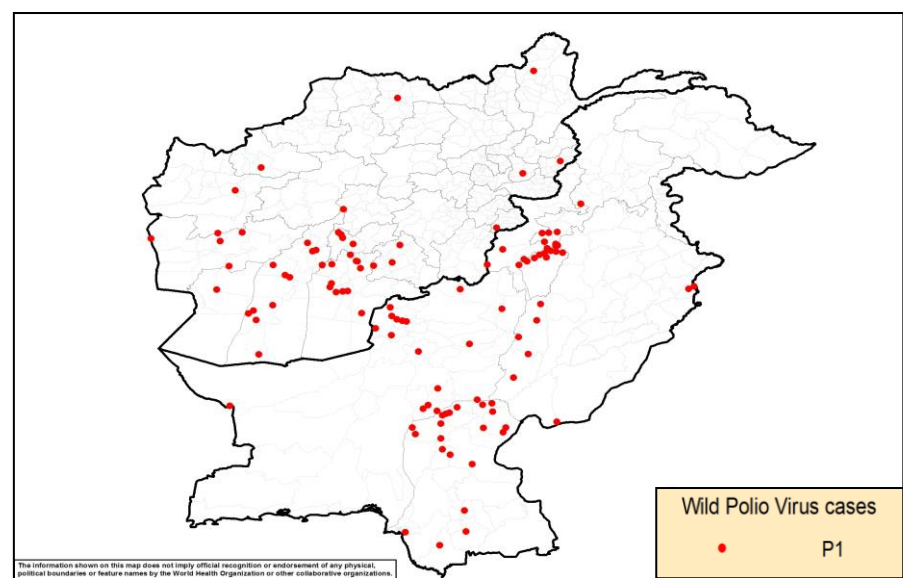


Figure 5: Wild Virus Cases by Type & District in Afghanistan & Pakistan

5(a) 01/01/2019 - 31/12/2019



5(b) 01/01/2020 - 06/09/2020



World Health Organization – Regional Office for Eastern Mediterranean

AFP SURVEILLANCE

Week 36, ending 06 September 2020

7-Sep-20

Number 1144

Table 9: Wild Polio cases by district and date of onset of paralysis, Afghanistan 2019-2020

ONSETYR	PROVINCE	DISTRICT	Count	First case	Last case
2020	BALKH	DEHDADI	1	15-Mar-20	15-Mar-20
	HIRAT	PASHTUNZARGHUN	1	29-Jun-20	29-Jun-20
		SHINDAND	1	21-Mar-20	21-Mar-20
	FARAH	BALABULUK	2	11-May-20	17-May-20
		ANARDARA	1	6-May-20	6-May-20
		BAKWA	1	4-Feb-20	4-Feb-20
	BADGHIS	QADIS	1	13-May-20	13-May-20
	KUNAR	SHIGAL WA SHEL TAN	1	5-Mar-20	5-Mar-20
	LAGHMAN	MEHTARLAM	1	10-Feb-20	10-Feb-20
	KHOST	SPERA	1	1-Aug-20	1-Aug-20
	KANDAHAR	KANDAHAR	2	22-Jun-20	6-Aug-20
		ZHERAY	2	20-Jul-20	28-Jul-20
		SPINBOLDAK	1	25-Jul-20	25-Jul-20
		PANJWAYI	1	10-Jun-20	10-Jun-20
		SHAHWALIKOT	3	4-Mar-20	6-Jun-20
		NESH	1	23-May-20	23-May-20
		GHORAK	1	19-Mar-20	19-Mar-20
		ZABUL	QALAT	1	6-Aug-20
	ARGHANDAB (Z)		1	14-Jul-20	14-Jul-20
	MIZAN		1	21-Jan-20	21-Jan-20
	HILMAND	KAJAKI	2	10-Jun-20	27-Jul-20
		BAGHRAN	1	16-Jul-20	16-Jul-20
		WASHER	2	4-Jan-20	13-Jun-20
		REG	4	25-May-20	3-Jun-20
		DEH-E-SHU	1	27-May-20	27-May-20
		NAWZAD	1	11-May-20	11-May-20
		SANGIN	1	7-May-20	7-May-20
		NAD-E-ALI	1	1-May-20	1-May-20
	URUZGAN	SHAHID-E-HASSAS	3	14-Jun-20	12-Jul-20
		TIRINKOT	1	28-May-20	28-May-20
NIMROZ	KHASHROD	1	28-Feb-20	28-Feb-20	
BADAKHSHAN	YAWAN	1	10-Mar-20	10-Mar-20	
2020 Total			44	4-Jan-20	6-Aug-20
2019	HIRAT	PASHTUNZARGHUN	1	19-Nov-19	19-Nov-19
	FARAH	BAKWA	2	14-Nov-19	25-Nov-19
	BADGHIS	BALAMURGHAB	1	17-Oct-19	17-Oct-19
	NANGARHAR	KHOGYANI	1	18-Sep-19	18-Sep-19
	KUNAR	WATAPUR	1	8-May-19	8-May-19
	PAKTIKA	BERMEL	2	15-Sep-19	28-Sep-19
	KANDAHAR	SHAHWALIKOT	1	7-Dec-19	7-Dec-19
		SPINBOLDAK	2	4-Jan-19	22-Nov-19
		KANDAHAR	2	17-Aug-19	10-Nov-19
		GHORAK	1	12-Jan-19	12-Jan-19
	HILMAND	GARMSER	1	26-May-19	26-May-19
		MUSAQALAH	1	5-May-19	5-May-19
		NAWZAD	1	3-Apr-19	3-Apr-19
		WASHER	1	23-Mar-19	23-Mar-19
		SANGIN	1	6-Mar-19	6-Mar-19
	URUZGAN	KHASURUZGAN	1	2-Nov-19	2-Nov-19
		TIRINKOT	4	19-May-19	2-Aug-19
		CHORA	3	20-Mar-19	23-Jul-19
		SHAHID-E-HASSAS	1	25-Feb-19	25-Feb-19
BAGHLAN	PUL-E- KHUMRI	1	14-Nov-19	14-Nov-19	
2019 Total			29	4-Jan-19	7-Dec-19

World Health Organization – Regional Office for Eastern Mediterranean

AFP SURVEILLANCE

Week 36, ending 06 September 2020

7-Sep-20

Number 1144

Table 10: Wild Polio cases by district and date of onset of paralysis, Pakistan 2019-2020

ONSETYR	PROVINCE	DISTRICT	Count	First case	Last case		
2020	KHYBER PAKHTUNKHWA	PESHAWAR	1	13-Jul-20	13-Jul-20		
		WAZIR-S	2	21-Feb-20	8-Jun-20		
		BANNU	1	27-Apr-20	27-Apr-20		
		TANK	4	11-Jan-20	15-Mar-20		
		KARAK	2	20-Jan-20	13-Mar-20		
	BALOCHISTAN	LAKKIMRWT	12	2-Jan-20	9-Mar-20		
		PISHIN	4	31-Jan-20	11-Aug-20		
		QUETTA	1	17-Jul-20	17-Jul-20		
		KABDULAH	2	11-May-20	29-Jun-20		
		CHAGHAI	1	4-Jun-20	4-Jun-20		
		DUKKI	1	26-May-20	26-May-20		
		JHALMAGSI	1	19-Apr-20	19-Apr-20		
		NSIRABAD	2	3-Jan-20	13-Apr-20		
		ZHOB	2	22-Feb-20	13-Apr-20		
		JAFARABAD	1	12-Feb-20	12-Feb-20		
		SOHBATPUR	1	12-Feb-20	12-Feb-20		
		SIBI	1	7-Feb-20	7-Feb-20		
	PUNJAB	BAHAWALPUR	1	17-Aug-20	17-Aug-20		
		DGKHAN	4	18-Jan-20	8-Aug-20		
		LAHORE	2	12-Jun-20	24-Jul-20		
		RAJANPUR	1	2-Jun-20	2-Jun-20		
	SINDH	GHOTKI	4	2-Mar-20	9-Jul-20		
		KHILANDHI	1	9-Jun-20	9-Jun-20		
		LARKANA	1	21-May-20	21-May-20		
		KAMBAR	3	8-Jan-20	11-Apr-20		
		KHAIRPUR	1	27-Mar-20	27-Mar-20		
		JACOBABAD	3	7-Feb-20	16-Mar-20		
		NFEROZ	2	8-Feb-20	22-Feb-20		
		SHIKARPUR	1	11-Feb-20	11-Feb-20		
		KASHMORE	2	16-Jan-20	3-Feb-20		
		SUJAWAL	1	7-Jan-20	7-Jan-20		
		T.ALLAHYAR	1	7-Jan-20	7-Jan-20		
		BADIN	1	1-Jan-20	1-Jan-20		
		2020 Total			68	1-Jan-20	17-Aug-20
		2019	KHYBER PAKHTUNKHWA	LAKKIMRWT	32	27-May-19	31-Dec-19
				DIKHAN	4	5-May-19	21-Dec-19
				MOHMAND	1	20-Dec-19	20-Dec-19
	TANK			6	11-Oct-19	18-Dec-19	
	BANNU			26	15-Jan-19	30-Nov-19	
	SWABI			1	17-Nov-19	17-Nov-19	
	WAZIR-N			9	4-Apr-19	10-Oct-19	
	TORGHAR			7	25-May-19	13-Sep-19	
	WAZIR-S			1	20-Aug-19	20-Aug-19	
	HANGU			2	20-Jan-19	28-Jul-19	
	CHARSADA			1	21-Jul-19	21-Jul-19	
	SHANGLA			1	18-May-19	18-May-19	
	KHYBER			1	14-Feb-19	14-Feb-19	
BAJOUR	1			18-Jan-19	18-Jan-19		
BALOCHISTAN	KABDULAH			5	9-Jun-19	31-Dec-19	
	JAFARABAD			3	28-May-19	18-Dec-19	
	NSIRABAD		1	5-Dec-19	5-Dec-19		
	MASTUNG		1	18-Nov-19	18-Nov-19		
	HARNAI		1	27-Sep-19	27-Sep-19		
PUNJAB	QUETTA		1	6-Jul-19	6-Jul-19		
	LAHORE		5	20-Jan-19	28-Dec-19		
	DGKHAN		4	2-Dec-19	25-Dec-19		
	OKARA		1	8-Dec-19	8-Dec-19		
	MUZFARGARH		1	26-Nov-19	26-Nov-19		
SINDH	JHELUM		1	21-Jun-19	21-Jun-19		
	THATTA		1	26-Dec-19	26-Dec-19		
	DADU		2	6-Dec-19	26-Dec-19		
	LARKANA		3	17-Apr-19	24-Dec-19		
	JAMSHORO		3	23-Aug-19	22-Dec-19		
	JACOBABAD		1	19-Dec-19	19-Dec-19		
	MIRPURKHAS		4	17-Nov-19	18-Dec-19		
	KAMBAR		3	2-Nov-19	14-Dec-19		
	BADIN		1	28-Nov-19	28-Nov-19		
	T.ALLAHYAR		1	10-Nov-19	10-Nov-19		
	KHIKAMARI		1	29-Oct-19	29-Oct-19		
	SUKKUR		1	27-Oct-19	27-Oct-19		
	KHIJAMSHEED		1	24-Oct-19	24-Oct-19		
	SBENAZIRABAD		1	19-Oct-19	19-Oct-19		
	SUJAWAL		1	25-Sep-19	25-Sep-19		
	KHIORANGI		2	20-Aug-19	26-Aug-19		
HYDERABAD	2		20-Jul-19	5-Aug-19			
KHIGIQBAL	1		29-Apr-19	29-Apr-19			
KHILAYARI	1		25-Feb-19	25-Feb-19			
2019 Total				147	15-Jan-19	31-Dec-19	

World Health Organization – Regional Office for Eastern Mediterranean

AFP SURVEILLANCE

31-Aug-20

Week 35, ending 30 August 2020

Number 1143

Table 11: Circulating VDPV2 cases and date of onset of paralysis in EMR countries by districts 2019-2020

COUNTRY	YEAR	PROVINCE	DISTRICT	Count	First Case	Last Case	
SOM		BANADIR	DHARKENLEY	1	18-Jul-20	18-Jul-20	
			SHIBIS	1	29-Jun-20	29-Jun-20	
		SOUTH DARFUR	ABDULAZIZ	1	18-Jun-20	18-Jun-20	
			NYALA NORTH	1	29-Apr-20	29-Apr-20	
SUD		EAST DARFUR	ELDEAN	1	24-Jul-20	24-Jul-20	
			ASALAYA	1	8-Jul-20	8-Jul-20	
		KHARTOUM	BAHR ARAB	1	12-May-20	12-May-20	
			KARARY	1	3-Aug-20	3-Aug-20	
		KASSALA	RIFI KASSALA	2	28-Jul-20	31-Jul-20	
		GEZIRA	MADANI	1	9-Jul-20	9-Jul-20	
		RIVER NILE	BERBER	1	18-Aug-20	18-Aug-20	
			SHANDI	1	27-Jul-20	27-Jul-20	
			ATBARA	1	29-Jun-20	29-Jun-20	
			PORT SUDAN	3	29-Apr-20	8-Jun-20	
			WEST DARFUR	KRAINEK	1	19-May-20	19-May-20
			BLUE NILE	ELKORMUK	1	17-Aug-20	17-Aug-20
			WHITE NILE	ELDAMAZIN	1	07-Aug-20	07-Aug-20
				ALSANI	1	15-Jun-20	15-Jun-20
GEDARIF	EAST GALABAT		1	5-Jul-20	5-Jul-20		
	ELGEDARIF		1	1-Apr-20	1-Apr-20		
FARAH	BAKWA	1	1-Jun-20	1-Jun-20			
AFG	2020	KABUL	CHAHARASYAB	1	06-Jul-20	06-Jul-20	
			BAGRAMI	1	06-Jul-20	06-Jul-20	
		NURISTAN	NURGERAM	1	13-Jul-20	13-Jul-20	
			KAMDESH	1	21-Jun-20	21-Jun-20	
		NIMROZ	KHASHROD	1	6-Jul-20	6-Jul-20	
		KHOST	KHOST (MATUN)	1	10-Jul-20	10-Jul-20	
			ALIKHEL (JAJI)	1	18-Jun-20	18-Jun-20	
		BADAKHSAN	KESHEM	1	23-Apr-20	23-Apr-20	
			QARGHAYI	1	25-Jun-20	25-Jun-20	
		LAGHMAN	ALINGAR	6	11-Jun-20	05-Jul-20	
			ALISHANG	1	24-May-20	24-May-20	
			MEHTERLAM	3	20-May-20	11-Jul-20	
		KUNAR	CHAPADARA	1	23-Jun-20	23-Jun-20	
			CHAWKAY	1	02-Jul-20	02-Jul-20	
SARKANI	1		11-Jul-20	11-Jul-20			
SHIGAL WA SHELTA	1		27-Jun-20	27-Jun-20			
WATAPUR	1		1-Jul-20	1-Jul-20			
NARANG	1		1-May-20	1-May-20			
NURGAL	1		6-Apr-20	6-Apr-20			
NANGARHAR	DURBABA		1	17-Jul-20	17-Jul-20		
	KHOGYANI		1	20-Jun-20	20-Jun-20		
	JALALABAD		1	28-Jun-20	28-Jun-20		
	ACHIN	6	25-May-20	11-Jul-20			
	CHAPARHAR	5	11-May-20	15-Jul-20			
	BEHSUD	7	22-Apr-20	28-Jun-20			
	RODAT	2	18-Apr-20	15-Jun-20			
	LALPUR	3	30-Apr-20	21-May-20			
	BATIKOT	1	5-Feb-20	05-Feb-20			
	SHINWAR	6	27-Mar-20	13-Jul-20			
PAK		SINDH	KHIGADAP	1	11-Jun-20	11-Jun-20	
			KHIBALDIA	1	15-May-20	15-May-20	
		BALOCHISTAN	KHISITE	1	2-May-20	2-May-20	
			QUETTA	1	29-Feb-20	29-Feb-20	
		PUNJAB	MUZAFFARGARTH	1	08-Jun-20	08-Jun-20	
			ATTOCK	1	30-May-20	30-May-20	
			RAWALPINDI	1	18-Jan-20	18-Jan-20	
		KHYBER PAKHTUNKHWA	FAISALABAD	3	5-Feb-20	14-Mar-20	
			TANK	1	24-May-20	24-May-20	
			DIRUPPER	1	12-Apr-20	12-Apr-20	
WAZIR-S	1		21-Mar-20	21-Mar-20			
PESHAWAR	6		2-Jan-20	10-Apr-20			
BAJOUR	3		3-Jan-20	30-Jan-20			
KHYBER	15		12-Jan-20	1-Mar-20			
NOWSHERA	4		18-Jan-20	1-Mar-20			
LAKKI MARWAT	5		27-Jan-20	26-Feb-20			
MARDAN	1		2-Jan-20	2-Jan-20			
DIR LOWER	3	2-Feb-20	25-Mar-20				
BANNU	2	3-Jan-20	13-Feb-20				
Total 2020				145	2-Jan-20	18-Aug-20	
PAK	2019	PUNJAB	GUJRANWALA	1	22-Nov-19	22-Nov-19	
			KHYBER	3	12-Dec-19	28-Dec-19	
		KHYBER PAKHTUNKHWA	MOHMAND	3	12-Dec-19	21-Dec-19	
			BAJOUR	1	1-Dec-19	1-Dec-19	
			PESHAWAR	1	8-Dec-19	8-Dec-19	
			LAKKI MARWAT	1	13-Dec-19	13-Dec-19	
			CHARSADA	1	3-Nov-19	3-Nov-19	
			KOHISTANUPPER	1	27-Oct-19	27-Oct-19	
		ISLAMABAD	KOHISTANLOWER	2	6-Oct-19	11-Oct-19	
			TORGHAR	3	4-Sep-19	17-Dec-19	
		GILGIT BALTISTAN	CDA	1	11-Sep-19	11-Sep-19	
			DIAMER	4	7-Jul-19	28-Aug-19	
		SOM		BARI	1	8-May-19	8-May-19
				BOSSASO	1	21-Apr-19	21-Apr-19
BUHODLE	1			15-Mar-19	15-Mar-19		
SOOL	1			15-Mar-19	15-Mar-19		
Total 2019				25	15-Mar-19	28-Dec-19	

