

Highlights of Polio Fax Bulletin No. 1142 for Week 34 2020

I. Salient features

1. Polio eradication teams at the Regional and Country levels are contributing into COVID19 Response, particularly in areas of surveillance (field and laboratory), data analysis, communications and coordination.
2. Wild Poliovirus Type-1 (WPV1):
 - No new wild poliovirus cases reported this week.
 - Thirteen new WPV1 positive environmental samples reported this week all Pakistan.

Advance notification of 3 new WPV1 cases from Afghanistan – details will be shared in next bulletin.

3. Vaccine Derived Poliovirus (VDPV):
 - cVDPV1:
 - No new cases this week.
 - cVDPV2:
 - 13 new cVDPV2 cases reported this week, 2 from Afghanistan and 11 from Sudan.
 - 9 new cVDPV2 positive environmental samples reported this week, 6 from Afghanistan and 3 from Pakistan

II. Wild Poliovirus Transmission

Endemic countries (Pakistan & Afghanistan): Total WPV1 cases in 2020 to date is 102 (37 from Afghanistan and 65 from Pakistan). This compares with 83 cases in 2019 in the same period (17 from Afghanistan and 66 from Pakistan).

- **Afghanistan:**

Human samples: No new wild poliovirus cases reported this week.

In 2020, 37 WPV1 cases are reported so far - 12 cases from Hilmand province; eight from Kandahar province, four each from Farah and Uruzgan provinces; 2 from Herat province; and one each from Zabul, Nimroz, Laghman, Kunar, Badakhshan, Balkh, and Badghis provinces. **The most recent case has onset of paralysis on 20 July 2020.**

- **Pakistan:**

Human samples: No new wild poliovirus cases reported this week.

In 2020, 65 WPV1 cases are reported so far, 22 cases from Khyber Pakhtunkhwa (KP) province, 21 from Sindh, 16 from Balochistan and 6 from Punjab province. **The most recent case has onset of paralysis on 24 July 2020.**

b. *Environmental samples:* 13 new WPV1 positive environmental samples reported this week all from Pakistan.

- Afghanistan: In 2020 to date, there are 25 WPV1 positive environmental samples including two combined (WPV1 and cVDPV2) with most recent sample collected on 25 July 2020.
- Pakistan: In 2020 to date, there are 289 WPV1 positive environmental samples including 28 combined (WPV1 and cVDPV2) and 3 combined (WPV1 and aVDPV2) with most recent positive sample collected on 11 August 2020.

III.

Vaccine Derived Polioviruses (VDPVs): Total cVDPV2 cases in 2020 to date is 123 (56 from Afghanistan, 52 from Pakistan, 2 from Somalia and 13 from Sudan). This compares with 3 cases in 2019 in the same period (3 from Somalia).

1. **Afghanistan:** 2 new cVDPV2 cases and 5 positive environmental samples reported this week.

Human samples: The two new cVDPV2 cases are one each from Behsud and Durbaba districts, Nangarhar province. The dates of onset of both cases are 20 and 20 June and 17 July 2020, respectively.

In 2020 to date, there are 56 cVDPV2 cases; 38 reported from Nangarhar province, 8 from Laghman province, 4 from Kunar province, 2 from Kabul province and one each from Badakhshan, Farah, Nuristan and Paktya with **most recent case's onset on 17 July 2020.**

Environment: In 2020 to date, 55 cVDPV2 positive environmental samples including 2 combined (WPV1 and cVDPV2) were reported: 32 from Jalalabad, 8 from Batikot, 2 from Behsud districts, Nangarhar province, 6 from Kabul district, Kabul province, 3 from Asadabad district, Kandahar province and one from Khost (Matun), Khost province; with most

recent collection on 9 July 2020. Also, there is one aVDPV2 isolate detected in the environment from Lashkargah district, Hilmand province, with stool collection on 27 May 2020.

2. **Pakistan:** No new VDPV cases reported, but 3 new positive cVDPV2 environmental samples were reported this week. *Human samples:* In 2020 to date, there are 52 cVDPV2 cases reported. Cases include 42 from KP province, 6 from Punjab province, 3 from Sindh province and 1 from Balochistan province, with most recent case's onset on 11 June 2020. In addition to 3 aVDPV2 cases all from Punjab province, with most recent case's onset on 19 July 2020.

Environment: In 2020, there are 39 positive environmental samples for cVDPV2 so far (including 28 combined WPV1 and cVDPV2), the most recent sample collected on 15 July 2020. Also, there are four aVDPV2 isolates detected in the environment samples, which include three combined (WPV1 + aVDPV2). The most recent aVDPV2 positive environmental sample was collected on 10 April 2020.

3. **SOMALIA:** No new VDPV cases or positive environmental samples were reported this week. In 2020 to date: Two new cVDPV2 cases reported from Abdul Azizi and Shibis districts, Banadir province, with dates of onset 18 and 29 June 2020 respectively. Also there are 17 cVDPV2 positive environmental samples reported, the most recent collected on 21 June 2020.
4. **SUDAN:** Eleven new cVDPV2 cases reported and no new positive environmental samples reported this week. In 2020 to date: The 11 new cVDPV2 cases reported this week are, 3 from Port Sudan *locality*, Red Sea *state*, one each from Bahr Arab and Alsalaya *localities*, East Darfur *state*, one each from Krainek *locality*, West Darfur *state*; Nyala North *locality*, South Darfur *state*; Atbara *locality*, River Nile *state*; Madani *locality*, Gezira *state* and East Galabat *locality*, Gedarif *state*. Their dates of onset vary from 29 April to 9 July 2020. In 2020 to date: 13 cVDPV2 cases were reported, with most recent case's onset on 9 July 2020. In addition, there are 3 cVDPV2 positive environmental samples reported from Soba, Elgoz and Hawasha sites from Khartoum *locality/state*, the most recent collected on 29 March 2020.
5. **YEMEN:** 14 confirmed (not new) cVDPV1 cases reported in 2020. The 14 cVDPV1 confirmed cases are all from Saadah province, 5 from Kitaf Wa Buga district, 3 each from Sahar and Al Safrah districts, and one each from Sageen, Saadh City and Majz districts. The dates of onset vary between 31 January to 5 June 2020.

IV. Surveillance performance indicators

In 2020, 13 out of 22 member states are meeting the global target of both key surveillance indicators, namely non polio AFP rate of 2 per 100,000 children aged below 15 years and percent AFP cases with adequate specimen 80% and above.

- Djibouti is missing both indicators and has not reported any AFP case in 2020 to date.
- Morocco and Tunisia are, also, missing both indicators as their non-polio AFP rates are 1.3 and 1.2 and their percentage of AFP cases with adequate stool specimens is 66.7% and 61.9%, respectively.
- Jordan, Oman, Palestine, Qatar, Saudi Arabia and United Arab Emirates have a non-polio AFP rate of 1.0, 1.6, 0.8, 0.4, 1.3 and 1.9 respectively.

World Health Organization – Regional Office for Eastern Mediterranean

AFP SURVEILLANCE

24-Aug-20

Week 34, ending 23 August 2020

Number 1142

Table 1: Acute Flaccid Paralysis (AFP) cases by week of onset

Country	Reported AFP cases by week of onset - Week (34/20) / Ending on : 23/08/2020														
	Total AFP 2018	Total AFP 2019	Total AFP to date, 2020	W23 7 Jun 20	W24 14 Jun 20	W25 21 Jun 20	W26 28 Jun 20	W27 5 Jul 20	W28 12 Jul 20	W29 19 Jul 20	W30 26 Jul 20	W31 02 Aug 20	W32 09 Aug 20	W33 16 Aug 20	W34 23 Aug 20
Afghanistan	3378	3768	2224	70	83	78	94	87	90	92	70	65	89	40	8
Bahrain	35	17	10	0	0	0	0	0	0	0	0	0	0	0	0
Djibouti	0	5	0	0	0	0	0	0	0	0	0	0	0	0	0
Egypt	1246	1343	547	22	18	20	20	11	12	16	14	7	14	22	
Iran	896	1070	357	11	7	7	9	7	6	9	13	4	3	0	
Iraq	1023	1157	280	4	6	8	2	2	4	6	1	2	2	2	
Jordan ****	115	113	26	2	0	1	0	0	0	0	1	1	2	0	
Kuwait	72	48	22	0	1	0	3	0	0	0	1	0	1	1	0
Lebanon ****	89	87	31	2	0	0	0	0	0	0	1	1	1		
Libya	122	107	66	1	1	1	0	3	3	0	0	1	3	5	
Morocco	212	247	72	3	2	0	3	1	2	0					
Oman	28	30	12	0	1	0	0	0	0	0	1	0	0	0	
Pakistan	12276	15216	6817	184	147	145	133	142	160	174	166	156	172	71	0
Palestine ****	44	62	10	0	0	0	1	2	0	0	0	0	0		
Qatar	10	9	1	0	0	1	0	0	0	0	0	0	0	0	0
Saudi Arabia	242	236	71	4	2	0	2	1	1	3	2	1	1	1	
Somalia	353	361	246	7	7	11	4	5	6	6	10	3	5	4	1
Sudan	579	608	268	4	12	10	8	7	11	11	11	8	12	4	
Syria ****	362	377	231	10	22	4	11	12	8	3	5	4	5	1	
Tunisia	68	79	21	0	2	0	2	0	0	0	0	0	0		
U.A.E	40	50	15	1	0	0	1	0	1	0	0	0	0	0	
Yemen	730	779	400	9	8	9	13	18	12	17	13	9	11	4	1
Total EMR	21920	25769	11727	334	319	295	306	298	316	337	309	262	321	155	10

No data = No report received

Table 2: Confirmed polio cases by month of onset

Country	Total year 2018	Total year 2019	23/08		Confirmed polio cases by month of onset											
			2019	2020	September 2019	October 2019	November 2019	December 2019	January 2020	February 2020	March 2020	April 2020	May 2020	June 2020	July 2020	August 2020
Afghanistan	21	29	17	37	3	1	7	1	2	3	7	0	12	10	3	
Bahrain	0	0	0	0	0	0	0	0	0	0	0	0	0	0	0	
Djibouti	0	0	0	0	0	0	0	0	0	0	0	0	0	0	0	
Egypt	0	0	0	0	0	0	0	0	0	0	0	0	0			
Iran	0	0	0	0	0	0	0	0	0	0	0	0	0	0		
Iraq	0	0	0	0	0	0	0	0	0	0	0	0	0			
Jordan ****	0	0	0	0	0	0	0	0	0	0	0	0	0	0	0	
Kuwait	0	0	0	0	0	0	0	0	0	0	0	0	0	0	0	
Lebanon ****	0	0	0	0	0	0	0	0	0	0						
Libya	0	0	0	0	0	0	0	0	0	0	0	0				
Morocco	0	0	0	0	0	0	0	0	0							
Oman	0	0	0	0	0	0	0	0	0	0	0	0	0	0		
Pakistan	12	147	66	65	5	17	23	32	18	17	7	6	6	6	5	
Palestine ****	0	0	0	0	0	0	0	0	0	0	0	0	0	0	0	
Qatar	0	0	0	0	0	0	0	0	0	0	0	0	0	0	0	
Saudi Arabia	0	0	0	0	0	0	0	0	0	0	0	0	0	0	0	
Somalia	0	0	0	0	0	0	0	0	0	0			0	0		
Sudan	0	0	0	0	0	0	0	0	0	0						
Syria ****	0	0	0	0	0	0	0	0	0	0	0	0	0	0		
Tunisia	0	0	0	0	0	0	0	0	0	0	0	0			0	
U.A.E	0	0	0	0	0	0	0	0	0	0	0	0				
Yemen	0	0	0	0	0	0	0	0								
Total EMR	33	176	83	102	8	18	30	33	20	20	14	6	18	16	8	0

**** UNRWA cases are included with those of country of residence

AFP SURVEILLANCE

Week 34, ending 23 August 2020

24-Aug-20

Number 1142

Table 3: Investigation of AFP cases with paralysis onset in 2019 & 2020 up to Week (34/20) / Ending on : 23/08/2020

COUNTRY	2019											2020											Latest line List Date			
	AFP									Specimen	Wild cases ****		AFP									Specimen		Wild cases ****		
	Total AFP cases onset 2019	Case classification					Non polio AFP rate **	AFP cases pending classification > 90 days from onset of paralysis	AFP cases pending classification and lab > 90 days from onset of paralysis		% with *** adequate specimens	Wild P1 Poliovirus	Wild P3 Poliovirus	Total AFP cases onset 2020	Case classification					Annualized Non polio AFP rate **	AFP cases pending classification > 90 days from onset of paralysis			AFP cases pending classification and lab > 90 days from onset of paralysis	% with *** adequate specimens	Wild P1 Poliovirus
		Total Confirmed Polio Cases *	Polio Compatible	Pending Classification	Discarded (non polio AFP)	VDPV				Total Confirmed Polio Cases *					Polio Compatible	Pending Classification	Discarded (non polio AFP)	VDPV								
Afghanistan	3768	29	1	0	3738	0	18.1	0	0	94.1	29	0	2224	37 #	0	343	1789	56	16.0	24	2	94.4	37	0	23/08/2020	
Bahrain	17	0	0	0	17	0	5.9	0	0	100.0	0	0	10	0	0	4	6	0	5.3	4	0	90.0	0	0	23/08/2020	
Djibouti	5	0	0	0	5	0	1.4	0	0	80.0	0	0	0	0	0	0	0	0	0.0	0	0		0	0	16/08/2019	
Egypt	1343	0	0	0	1343	0	3.6	0	0	93.4	0	0	547	0	0	73	474	0	2.2	0	0	90.1	0	0	19/08/2020	
Iran	1070	0	0	0	1069	1	5.2	0	0	97.1	0	0	357	0	0	8	349	0	2.6	0	0	99.2	0	0	22/08/2020	
Iraq	1157	0	0	0	1157	0	7.4	0	0	94.3	0	0	280	0	0	15	265	0	2.7	3	0	91.4	0	0	21/08/2020	
Jordan	113	0	0	0	113	0	3.9	0	0	100.0	0	0	26	0	0	3	23	0	1.0	0	0	100.0	0	0	19/08/2020	
Kuwait	48	0	0	0	48	0	5.4	0	0	89.6	0	0	22	0	0	4	18	0	3.8	1	0	86.4	0	0	23/08/2020	
Lebanon	87	0	0	0	87	0	4.7	0	0	89.7	0	0	31	0	0	14	17	0	2.6	9	8	93.5	0	0	07/08/2020	
Libya	107	0	0	0	107	0	4.3	0	0	98.1	0	0	66	0	0	20	45	1	4.1	0	0	100.0	0	0	22/08/2020	
Morocco	247	0	0	0	247	0	2.8	0	0	84.2	0	0	72	0	0	36	36	0	1.3	23	8	66.7	0	0	24/07/2020	
Oman	30	0	0	0	30	0	2.7	0	0	80.0	0	0	12	0	0	1	11	0	1.6	0	0	100.0	0	0	16/08/2020	
Pakistan	15216	147	6	0	15040	23	19.3	0	0	86.6	147	0	6817	65	6	698	5993	55	13.4	196	0	88.2	65	0	23/08/2020	
Palestine	62	0	0	0	62	0	3.3	0	0	98.4	0	0	10	0	0	4	6	0	0.8	1	0	100.0	0	0	09/08/2020	
Qatar	9	0	0	0	9	0	2.2	0	0	88.9	0	0	1	0	0	1	0	0	0.4	0	0	100.0	0	0	22/08/2020	
Saudi Arabia	236	0	0	0	236	0	2.8	0	0	93.2	0	0	71	0	0	16	55	0	1.3	0	0	94.4	0	0	20/08/2020	
Somalia	361	0	0	0	358	3	5.7	0	0	95.6	0	0	246	0	0	23	220	3	4.7	2	2	96.7	0	0	23/08/2020	
Sudan	608	0	0	0	608	0	3.4	0	0	96.4	0	0	268	0	0	43	213	13	2.2	7	5	95.5	0	0	19/08/2020	
Syria	377	0	0	0	377	0	4.8	0	0	88.1	0	0	231	0	0	13	218	0	4.5	0	0	91.8	0	0	22/08/2020	
Tunisia	79	0	0	0	78	1	2.9	0	0	74.7	0	0	21	0	0	6	15	0	1.2	2	1	61.9	0	0	15/08/2020	
U.A.E	50	0	0	0	50	0	4.0	0	0	90.0	0	0	15	0	0	4	11	0	1.9	0	0	100.0	0	0	18/08/2020	
Yemen	779	0	0	8	770	1	5.5	8	5	89.0	0	0	400	0	0	277	109	14	4.4	146	134	91.0	0	0	21/08/2020	
EMR	25769	176	7	8	25549	29	10.1	8	5	89.5	176	0	11727	102	6	1606	9873	142	7.0	418	160	90.4	102	0		
2018	21920	33	4	0	21868	15	8.7	0	0	89.8	33	0														

* Confirmed polio cases refer to wild isolation from AFP cases or from contacts of negative index AFP cases

** Non-polio AFP per 100,000 children <15 years

*** Adequate here refers to two stool specimens collected at least 24 hours apart, within 14 days of paralysis onset and specimens received in the lab in Good Condition

**** AFP cases co infected with P1 and P3 are counted separately as wild isolates

Advance notification of three new WPV1 cases from Afghanistan details will be shared in next week bulletin

World Health Organization – Regional Office for Eastern Mediterranean
AFP SURVEILLANCE
Week 34, ending 23 August 2020

24-Aug-20
Number 1142

COUNTRY	2019						2020					
	# OF CONTACTS	LAB RESULTS					# OF CONTACTS	LAB RESULTS				
		WILD	VDPV	SL	NPEV	PENDING		WILD	VDPV	SL	NPEV	PENDING
AFG	1138	8	0	48	202	0	604	11	11	24	78	85
BAH	0	0	0	0	0	0	1	0	0	0	0	0
DJI	1	0	0	0	0	0	0	0	0	0	0	0
EGY	498	0	0	8	57	0	145	0	0	7	4	24
IRN	216	0	0	4	7	0	9	0	0	0	0	0
IRQ	603	0	0	12	39	6	134	0	0	0	8	3
JOR	0	0	0	0	0	0	0	0	0	0	0	0
KUW	0	0	0	0	0	0	0	0	0	0	0	0
LEB	24	0	0	0	3	0	0	0	0	0	0	0
LIB	6	0	0	0	3	0	0	0	0	0	0	0
MOR	85	0	0	3	1	30	8	0	0	0	0	6
OMA	78	0	0	2	28	0	35	0	0	2	6	0
PAK	5497	26	9	248	959	0	2793	16	6	232	387	136
PAL	0	0	0	0	0	0	0	0	0	0	0	0
QAT	0	0	0	0	0	0	0	0	0	0	0	0
SAA	44	0	0	1	0	0	9	0	0	1	0	0
SOM	1081	0	1	45	141	5	736	0	1	14	80	76
SUD	402	0	0	1	31	90	104	0	0	0	2	78
SYR	813	0	0	23	36	0	242	0	0	11	9	5
TUN	27	0	0	0	2	0	2	0	0	0	0	1
UAE	0	0	0	0	0	0	0	0	0	0	0	0
YEM	423	0	2	6	68	6	142	0	0	0	5	128
EMR	10936	34	12	401	1577	137	4964	27	18	291	579	542

Table 4 (B): Most recent wild contacts in EMRO, 2019-2020

Year	Country	Data	
		Count of wild contacts	Date of Most Recent stool collection
2020	Afghanistan	11	29/May/20
	Pakistan	16	31/Jul/20
2020 Total		27	31/Jul/20
2019	Afghanistan	8	17/Aug/19
	Pakistan	26	26/Dec/19
2019 Total		34	26/Dec/19

Table 4 (C): Number of distribution by district of -ve index AFP cases identified as wild positive by contact in EMR, 2019-2020

YEAR	COUNTRY	PROVINCE	DISTRICT	COUNT	First case	Last case		
2020	AFG	KANDAHAR	NESH	1	23-May-20	23-May-20		
			HILMAND	1	04-Jan-20	04-Jan-20		
			NIMROZ	1	28-Feb-20	28-Feb-20		
			FARAH	1	06-May-20	06-May-20		
	PAK	PUNJAB	LAHORE	1	24-Jul-20	24-Jul-20		
2019	AFG	HILMAND	TIRINKOT	1	02-Aug-19	02-Aug-19		
			MUSAQALAH	1	05-Jun-19	05-Jun-19		
			SANGIN	1	06-Mar-19	06-Mar-19		
			PAK	PUNJAB	DG KHAN	2	2-Dec-19	10-Dec-19
					KHIORANGI	1	28-Aug-19	28-Aug-19
					SUJAWAL	1	25-Sep-19	25-Sep-19
					JAMSHORO	1	09-Oct-19	09-Oct-19
					T. ALLAHYAR	1	10-Nov-19	10-Nov-19
					KAMBAR	1	02-Nov-19	02-Nov-19
					MIRPURKHAS	2	01-Dec-19	18-Dec-19
	SINDH	LARKANA	1	24-Dec-19	24-Dec-19			
		JACOBABAD	1	19-Dec-19	19-Dec-19			
		BALOCHSITAN	1	18-Nov-19	18-Nov-19			
	PAK	KHYBER PAKHTUNKHWA (KP)	MASTUNG	1	18-Nov-19	18-Nov-19		
			KILLABDULLAH	2	2-Jul-19	19-Nov-19		
			BANNU	1	13-Nov-19	13-Nov-19		
			SWABI	1	17-Nov-19	17-Nov-19		
			TANK	1	30-Oct-19	30-Oct-19		
			LAKKIMRWAT	3	27-May-19	04-Oct-19		
			TORGHAR	1	25-May-19	25-May-19		
2019 Total					24	06-Mar-19	24-Dec-19	

Table 5: Laboratory investigation of AFP cases with paralysis onset in 2020 up to Week (34/2020) / Ending on : (23/08/2020)

Country	Polio laboratories ITD / Nucleotide Sequencing (Nucleotide Sequencing performed by EGY, PAK, TUN, CDC and RIVM laboratories)	AFP cases with specimens	Preliminary virus isolation results of AFP cases						Poliovirus intratypic differentiation results #											Indicators				Latest report Date		
			Referred for ITD		NPEV only	Negative	Pending		Type 1			Type 2			Type 3			Discordant pending sequence	NPEV by PCR	Non-EV	Pending ITD	% specimens positive for NPEV*	% AFP cases with culture results within 14 days		% AFP cases with ITD results within 7 days	% AFP cases with ITD results within 45 days of onset**
			L20B+	L20B+/NPEV			received < / = 14 days	received > 14 days ago	Wild	Sabin	VDPV	Wild	Sabin	VDPV	Wild	Sabin	VDPV									
Afghanistan	RRL Pakistan	2159	200	18	247	1477	216		34	80			3	64		75			2		4	11%	90%	100%	98%	23/08/2020
Bahrain	NPL Oman / CDC	10			1	9																9%	100%		0%	17/08/2020
Djibouti	NPL Kenya / CDC																									16/08/2020
Egypt***	RRL Egypt	521	17	7	39	429	24	5	17	8					10			4	3		7%	94%	100%	99%	23/08/2020	
Iran	NPL Iran / CDC	372	5		4	350	13		3						3						1%	100%	100%	100%	22/08/2020	
Iraq	RRL Egypt	279			30	235	11	3													10%	94%	100%	99%	21/08/2020	
Jordan	NPL Jordan / RRL EGYPT	26			4	19	3														17%	100%		100%	23/08/2020	
Kuwait	RRL Kuwait / RIVM	22				19	2	1													2%	74%		95%	23/08/2020	
Lebanon	NPL Jordan / RRL EGYPT	28			5	23															17%	96%		100%	23/08/2020	
Libya	RRL Tunisia / RIVM	51	4			47									3	1					0%	100%	100%	76%	16/07/2020	
Morocco	NPL Morocco / RRL Tunisia	59			1	58															1%	100%		98%	20/08/2020	
Oman	NPL Oman / CDC	12			2	9	1														16%	100%		100%	17/08/2020	
Pakistan	RRL Pakistan	6713	471	39	790	5046	353	2	60	131			139	52	202		1	1	1	9	11%	93%	99%	97%	23/08/2020	
Palestine & UNRWA		10				10															0%	30%		100%	09/08/2020	
Qatar	NPL Oman / CDC	1				1															0%	100%		100%	17/08/2020	
Saudi Arabia	NPL Saudi Arabia / CDC	74				70	4														0%	100%		100%	23/08/2020	
Somalia	NPL Kenya / CDC	246	9	4	37	174	10	12	3	1			2		9					1	18%	6%		97%	23/08/2020	
Sudan	NPL Sudan / RRL Egypt	241	13		29	186	8	5	1			13	13								13%	98%	100%	31%	16/08/2020	
Syria	NPL Syria / RRL Egypt	227	11		8	201	7														3%	100%			20/08/2020	
Tunisia	RRL Tunisia	17				17															0%	100%		94%	16/07/2020	
U.A.E	NPL Oman / CDC	10				10															0%	100%		60%	17/08/2020	
Yemen	NPL Kenya / CDC	149	24		25	77	23		2	1					5		7		1	11	20%	95%	80%	0%	21/08/2020	
Total EMR 2020		11227	754	68	1222	8467	675	28	94	228	2	155	131	307	1	8	7	5	25		10%	91%	99%	96%		
Total EMR 2019		24920	1057	100	3669	20055		26	152	576	1	46	25	629	1	3	21	6			13%	95%	99%	96%		

* Specimens from all sources including non-AFP cases, excluding environmental samples

** This indicator reflects surveillance and laboratory activities

Table 6: Environmental isolate by year and type

COUNTRY	LAB RESULTS	2016	2017	2018	2019	2020
AFG	Wild	2	42	83	56	23
	Wild+cVDPV2					2
	cVDPV2					53
	EV/SL	177	265	248	200	109
	Negative	6	9	5	3	3
AFG Total		185	316	336	259	226
EGY	EV/SL	492	481	508	666	287
	Negative	36	41	32	34	24
	Pending					21
	aVDPV3					1
	aVDPV1					1
EGY Total		528	522	540	700	334
IRN	Wild				3	
	EV/SL		5	51	65	18
	Negative		1	3	3	
	Pending					2
IRN Total			6	54	71	20
JOR	EV/SL	2	29	36	36	11
	Negative		2			1
	Pending					2
JOR Total		2	31	36	36	14
KUW	EV/SL			3	3	
	Pending					8
KUW Total				3	11	
LEB	EV/SL	2	26	44	44	9
	Negative	2	1	1	3	2
LEB Total		4	27	45	47	11
PAK	Wild	59	105	139	367	258
	Wild+cVDPV2	2			10	28
	Wild+aVDPV2	1	1		2	3
	cVDPV2	2			25	11
	aVDPV2	3	4		2	1
	EV/SL	456	523	531	421	189
	Negative	6		3	4	4
	Pending					34
PAK Total		529	633	673	831	528
SOM	cVDPV2		2	19	5	17
	cVDPV3			11		
	aVDPV2			2	1	
	EV/SL		20	43	28	8
	Negative		14	138	29	21
SOM Total			36	213	63	50
SUD	cVDPV2					3
	EV/SL			15	42	10
	Negative				1	2
	Pending				17	15
SUD Total				15	60	30
SYR	EV/SL		4	81	155	104
	Negative			21	30	15
	Pending					9
SYR Total			4	102	185	128
TOTAL		1248	1575	2017	2263	1341

Table 7: Environmental Wild/VPV isolate by site 2019-2020

YEAR	COUNTRY	LAB RESULTS	PROVINCE	Count	First date	Last date		
2019	AFG	Wild	HILMAND	19	6/Jan/19	25/Dec/19		
			KANDAHAR	24	6/Jan/19	25/Dec/19		
			NANGARHAR	13	26/Jan/19	25/Dec/19		
	AFG Total			56	6/Jan/19	25/Dec/19		
	IRN	Wild	S & B	3	22/Apr/19	20/May/19		
			IRN Total		3	22/Apr/19	20/May/19	
	PAK	Wild	BALOCHISTAN	72	1/Jan/19	20/Dec/19		
			GBALTIKSTAN	1	9/Dec/19	9/Dec/19		
			ISLAMABAD	3	12/Apr/19	21/Aug/19		
			KPAKHTUNKHWA	40	8/Jan/19	28/Dec/19		
			PUNJAB	97	5/Jan/19	17/Dec/19		
			SINDH	154	2/Jan/19	17/Dec/19		
			Wild+cVDPV2	KPAKHTUNKHWA	1	31/Dec/19	31/Dec/19	
				PUNJAB	5	6/Aug/19	16/Dec/19	
				SINDH	4	7/Oct/19	18/Dec/19	
				IRN Total		404	1/Jan/19	31/Dec/19
			SOM	cVDPV2	BANADIR	5	10/Nov/19	22/Dec/19
					BANADIR	1	3/Feb/19	3/Feb/19
			SOM Total		6	3/Feb/19	22/Dec/19	
			2019 Total			469	1/Jan/19	31/Dec/19
2020	AFG	Wild	HILMAND	8	1/Jan/20	8/Jul/20		
			HIRAT	2	26/Apr/20	27/May/20		
			KANDAHAR	10	28/Jan/20	25/Jan/20		
			KHOST	1	25/Apr/20	25/Apr/20		
			NANGARHAR	2	26/Jan/20	25/Jul/20		
			KANDAHAR	1	9/Jul/20	9/Jul/20		
			NANGARHAR	1	8/Jan/20	8/Jan/20		
			HILMAND	1	27/May/20	27/May/20		
			KABUL	6	26/Apr/20	8/Jul/20		
			KANDAHAR	1	9/Jul/20	9/Jul/20		
			KHOST	1	24/Jun/20	24/Jun/20		
			KUNAR	3	6/Jun/20	5/Jul/20		
			NANGARHAR	41	7/Jan/20	6/Jul/20		
			AFG Total		78	1/Jan/20	25/Jul/20	
	PAK	Wild	AJK	1	25/Feb/20	25/Feb/20		
			BALOCHISTAN	64	1/Jan/20	4/Aug/20		
			GBALTIKSTAN	1	12/May/20	12/May/20		
			ISLAMABAD	1	16/Jan/20	16/Jan/20		
			KPAKHTUNKHWA	14	28/Jan/20	29/Jun/20		
			PUNJAB	82	4/Jan/20	10/Aug/20		
			SINDH	95	3/Jan/20	11/Aug/20		
			Wild+cVDPV2	BALOCHISTAN	3	1/Feb/20	2/Jul/20	
				KPAKHTUNKHWA	1	11/Mar/20	11/Mar/20	
				PUNJAB	5	4/Jan/20	5/Jun/20	
			cVDPV2	SINDH	19	3/Jan/20	15/Jul/20	
				BALOCHISTAN	1	2/Jun/20	2/Jun/20	
				KPAKHTUNKHWA	4	10/Jan/20	17/Apr/20	
PUNJAB	2	16/Jan/20		17/Apr/20				
SINDH	4	8/Jun/20		13/Jul/20				
KPAKHTUNKHWA	1	10/Apr/20		10/Apr/20				
PAK Total		298		1/Jan/20	11/Aug/20			
SOM	cVDPV2	BANADIR	15	5/Jan/20	21/Jun/20			
		BAY	2	19/Jun/20	20/Jun/20			
SOM Total		17	5/Jan/20	21/Jun/20				
SUD	cVDPV2	KHARTOUM	3	29/Mar/20	29/Mar/20			
		SUD Total		3	29/Mar/20	29/Mar/20		
2020 Total			396	1/Jan/20	11/Aug/20			

Figure 1: Non Polio AFP Rate and Wild Virus in EMR 01/01/2020 - 23/08/2020

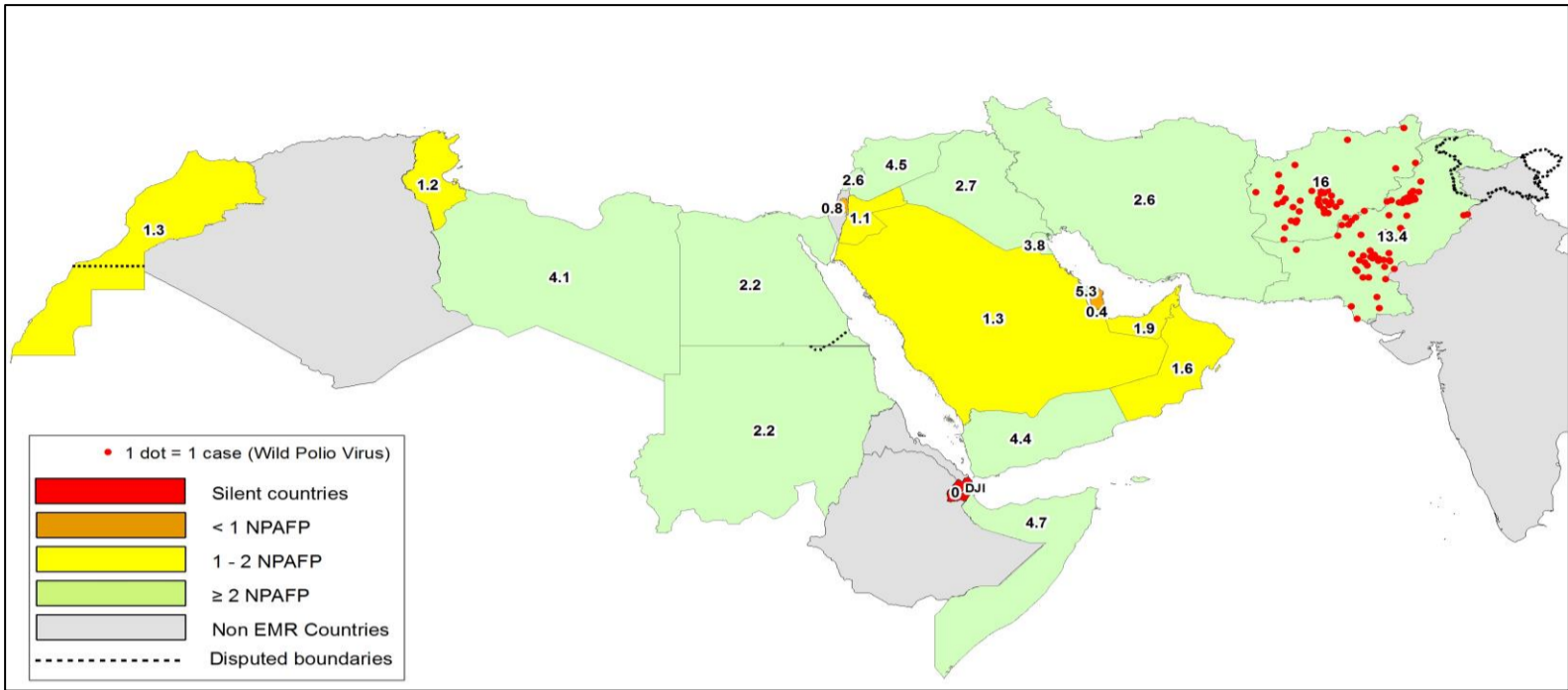


Figure 2: Percent of AFP cases with Adequate Samples & Compatible Cases in EMR 01/01/2020 - 23/08/2020

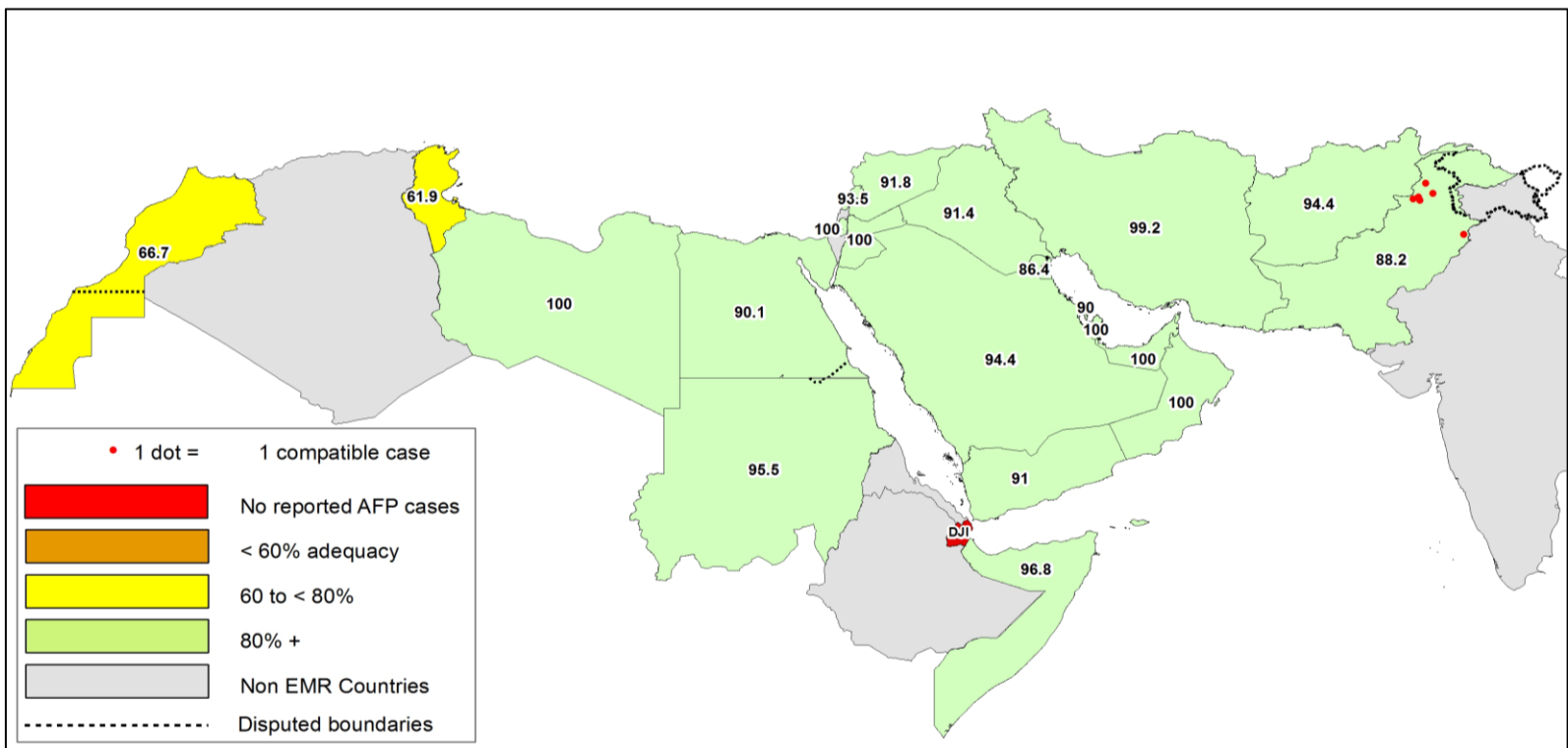


Table 8: Wild polio cases by country and date of onset of paralysis in EMR, 2019 - 2020

Year	COUNTRY	Count	First Case	Last Case
2020	AFG	37	4-Jan-20	20-Jul-20
	PAK	65	1-Jan-20	24-Jul-20
2020 Total		102	1-Jan-20	24-Jul-20
2019	AFG	29	4-Jan-19	7-Dec-19
	PAK	147	15-Jan-19	31-Dec-19
2019 Total		176	4-Jan-19	31-Dec-19

Advance notification of three new WPV1 cases from Afghanistan details will be shared in next week bulletin

Figure 3: Non Polio AFP rate by Province in Afghanistan & by District in Pakistan 01/01/2020 - 23/08/2020

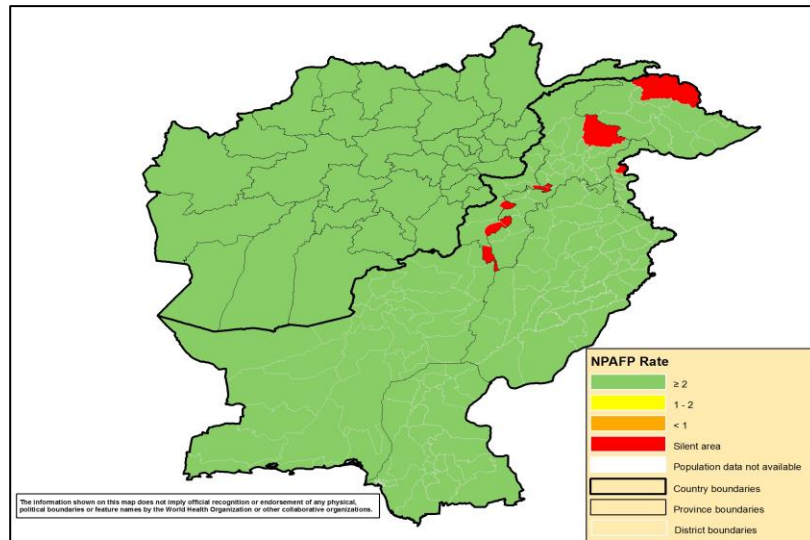


Figure 4: Percent of AFP cases with Adequate Samples in Afghanistan by Province & Pakistan by District 01/01/2020 - 23/08/2020

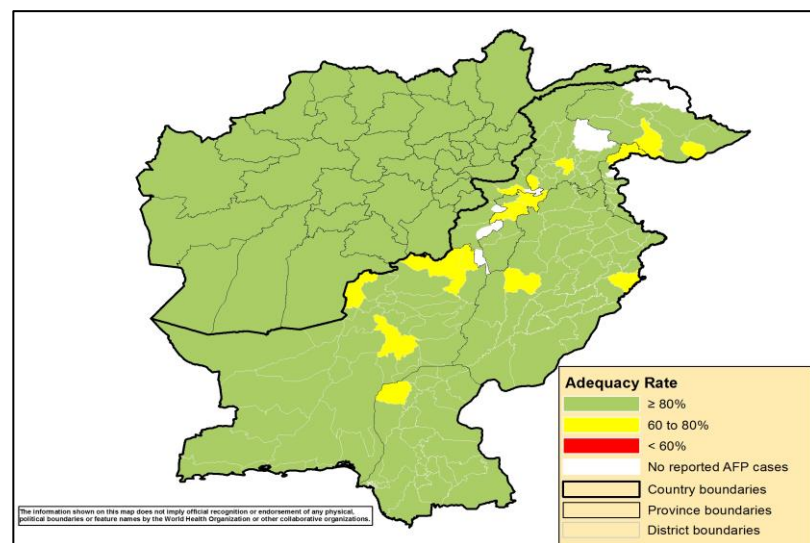
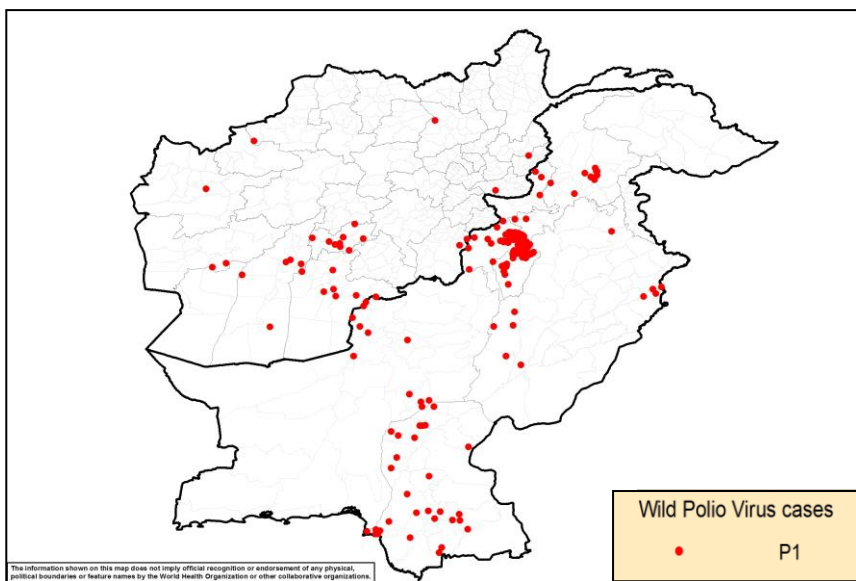
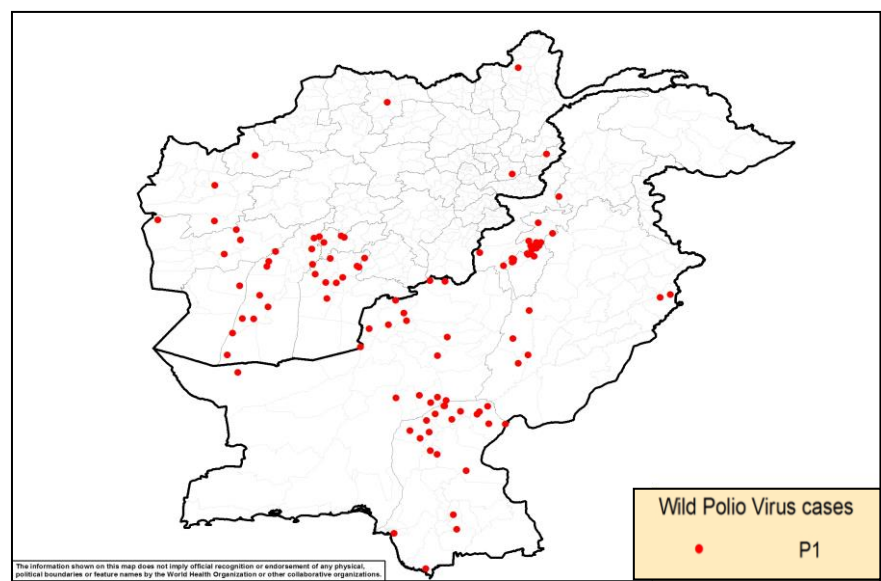


Figure 5: Wild Virus Cases by Type & District in Afghanistan & Pakistan

5(a) 01/01/2019 - 31/12/2019



5(b) 01/01/2020 - 23/08/2020



World Health Organization – Regional Office for Eastern Mediterranean

AFP SURVEILLANCE

Week 34, ending 23 August 2020

24-Aug-20

Number 1142

Table 9: Wild Polio cases by district and date of onset of paralysis, Afghanistan 2019-2020

ONSETYR	PROVINCE	DISTRICT	Count	First case	Last case
2020	BALKH	DEHDADI	1	15-Mar-20	15-Mar-20
	HIRAT	PASHTUNZARGHUN	1	29-Jun-20	29-Jun-20
		SHINDAND	1	21-Mar-20	21-Mar-20
	FARAH	BALABULUK	2	11-May-20	17-May-20
		ANARDARA	1	6-May-20	6-May-20
		BAKWA	1	4-Feb-20	4-Feb-20
	BADGHIS	QADIS	1	13-May-20	13-May-20
	KUNAR	SHIGAL WA SHEL TAN	1	5-Mar-20	5-Mar-20
	LAGHMAN	MEHTARLAM	1	10-Feb-20	10-Feb-20
	KANDAHAR	ZHERAY	1	20-Jul-20	20-Jul-20
		KANDAHAR	1	22-Jun-20	22-Jun-20
		PANJWAYI	1	10-Jun-20	10-Jun-20
		SHAHWALIKOT	3	4-Mar-20	6-Jun-20
		NESH	1	23-May-20	23-May-20
		GHORAK	1	19-Mar-20	19-Mar-20
	ZABUL	MIZAN	1	21-Jan-20	21-Jan-20
	HILMAND	BAGHRAN	1	16-Jul-20	16-Jul-20
		WASHER	2	4-Jan-20	13-Jun-20
		KAJAKI	1	10-Jun-20	10-Jun-20
		REG	4	25-May-20	3-Jun-20
		DEH-E-SHU	1	27-May-20	27-May-20
		NAWZAD	1	11-May-20	11-May-20
		SANGIN	1	7-May-20	7-May-20
		NAD-E-ALI	1	1-May-20	1-May-20
	URUZGAN	SHAHID-E-HASSAS	3	14-Jun-20	12-Jul-20
		TIRINKOT	1	28-May-20	28-May-20
NIMROZ	KHASHROD	1	28-Feb-20	28-Feb-20	
BADAKHSHAN	YAWAN	1	10-Mar-20	10-Mar-20	
2020 Total			37	4-Jan-20	20-Jul-20
2019	HIRAT	PASHTUNZARGHUN	1	19-Nov-19	19-Nov-19
	FARAH	BAKWA	2	14-Nov-19	25-Nov-19
	BADGHIS	BALAMURGHAB	1	17-Oct-19	17-Oct-19
	NANGARHAR	KHOGYANI	1	18-Sep-19	18-Sep-19
	KUNAR	WATAPUR	1	8-May-19	8-May-19
	PAKTIKA	BERMEL	2	15-Sep-19	28-Sep-19
	KANDAHAR	SHAHWALIKOT	1	7-Dec-19	7-Dec-19
		SPINBOLDAK	2	4-Jan-19	22-Nov-19
		KANDAHAR	2	17-Aug-19	10-Nov-19
		GHORAK	1	12-Jan-19	12-Jan-19
	HILMAND	GARMSER	1	26-May-19	26-May-19
		MUSAQALAH	1	5-May-19	5-May-19
		NAWZAD	1	3-Apr-19	3-Apr-19
		WASHER	1	23-Mar-19	23-Mar-19
		SANGIN	1	6-Mar-19	6-Mar-19
	URUZGAN	KHASURUZGAN	1	2-Nov-19	2-Nov-19
TIRINKOT		4	19-May-19	2-Aug-19	
CHORA		3	20-Mar-19	23-Jul-19	
SHAHID-E-HASSAS		1	25-Feb-19	25-Feb-19	
BAGHLAN	PUL-E- KHUMRI	1	14-Nov-19	14-Nov-19	
2019 Total			29	4-Jan-19	7-Dec-19

Advance notification of three new WPV1 cases from Afghanistan details will be shared in next week bulletin

World Health Organization – Regional Office for Eastern Mediterranean
AFP SURVEILLANCE
Week 34, ending 23 August 2020

24-Aug-20
Number 1142

Table 10: Wild Polio cases by district and date of onset of paralysis, Pakistan 2019-2020

ONSETYR	PROVINCE	DISTRICT	Count	First case	Last case	
2020	KHYBER PAKHTUNKHWA	PESHAWAR	1	13-Jul-20	13-Jul-20	
		WAZIR-S	2	21-Feb-20	8-Jun-20	
		BANNU	1	27-Apr-20	27-Apr-20	
		TANK	4	11-Jan-20	15-Mar-20	
		KARAK	2	20-Jan-20	13-Mar-20	
		LAKKIMRWT	12	2-Jan-20	9-Mar-20	
	BALOCHISTAN	QUETTA	1	17-Jul-20	17-Jul-20	
		KABDULAH	2	11-May-20	29-Jun-20	
		CHAGHAI	1	4-Jun-20	4-Jun-20	
		DUKKI	1	26-May-20	26-May-20	
		PISHIN	3	31-Jan-20	26-May-20	
		JHALMAGSI	1	19-Apr-20	19-Apr-20	
		NSIRABAD	2	3-Jan-20	13-Apr-20	
		ZHOB	2	22-Feb-20	13-Apr-20	
		JAFARABAD	1	12-Feb-20	12-Feb-20	
		SOHBATPUR	1	12-Feb-20	12-Feb-20	
		SIBI	1	7-Feb-20	7-Feb-20	
		PUNJAB	LAHORE	2	12-Jun-20	24-Jul-20
			DGKHAN	3	18-Jan-20	5-Jul-20
	RAJANPUR		1	2-Jun-20	2-Jun-20	
	SINDH	GHOTKI	4	2-Mar-20	9-Jul-20	
		KHILANDHI	1	9-Jun-20	9-Jun-20	
		LARKANA	1	21-May-20	21-May-20	
		KAMBAR	3	8-Jan-20	11-Apr-20	
		KHAIRPUR	1	27-Mar-20	27-Mar-20	
		JACOBABAD	3	7-Feb-20	16-Mar-20	
		NFEROZ	2	8-Feb-20	22-Feb-20	
		SHIKARPUR	1	11-Feb-20	11-Feb-20	
		KASHMORE	2	16-Jan-20	3-Feb-20	
		SUJAWAL	1	7-Jan-20	7-Jan-20	
		T.ALLAHYAR	1	7-Jan-20	7-Jan-20	
		BADIN	1	1-Jan-20	1-Jan-20	
		2020 Total			65	1-Jan-20
	2019	KHYBER PAKHTUNKHWA	LAKKIMRWT	32	27-May-19	31-Dec-19
			DIKHAN	4	5-May-19	21-Dec-19
			MOHMAND	1	20-Dec-19	20-Dec-19
			TANK	6	11-Oct-19	18-Dec-19
			BANNU	26	15-Jan-19	30-Nov-19
			SWABI	1	17-Nov-19	17-Nov-19
			WAZIR-N	9	4-Apr-19	10-Oct-19
			TORGHAR	7	25-May-19	13-Sep-19
			WAZIR-S	1	20-Aug-19	20-Aug-19
			HANGU	2	20-Jan-19	28-Jul-19
CHARSADA			1	21-Jul-19	21-Jul-19	
SHANGLA			1	18-May-19	18-May-19	
KHYBER			1	14-Feb-19	14-Feb-19	
BAJOUR			1	18-Jan-19	18-Jan-19	
BALOCHISTAN			KABDULAH	5	9-Jun-19	31-Dec-19
			JAFARABAD	3	28-May-19	18-Dec-19
			NSIRABAD	1	5-Dec-19	5-Dec-19
		MASTUNG	1	18-Nov-19	18-Nov-19	
		HARNAI	1	27-Sep-19	27-Sep-19	
PUNJAB		QUETTA	1	6-Jul-19	6-Jul-19	
		LAHORE	5	20-Jan-19	28-Dec-19	
		DGKHAN	4	2-Dec-19	25-Dec-19	
		OKARA	1	8-Dec-19	8-Dec-19	
		MUZFARGARH	1	26-Nov-19	26-Nov-19	
SINDH		JHELUM	1	21-Jun-19	21-Jun-19	
		THATTA	1	26-Dec-19	26-Dec-19	
		DADU	2	6-Dec-19	26-Dec-19	
		LARKANA	3	17-Apr-19	24-Dec-19	
		JAMSHORO	3	23-Aug-19	22-Dec-19	
		JACOBABAD	1	19-Dec-19	19-Dec-19	
		MIRPURKHAS	4	17-Nov-19	18-Dec-19	
		KAMBAR	3	2-Nov-19	14-Dec-19	
		BADIN	1	28-Nov-19	28-Nov-19	
		T.ALLAHYAR	1	10-Nov-19	10-Nov-19	
		KHIKAMARI	1	29-Oct-19	29-Oct-19	
		SUKKUR	1	27-Oct-19	27-Oct-19	
		KHIJAMSHEED	1	24-Oct-19	24-Oct-19	
		SBENAZIRABAD	1	19-Oct-19	19-Oct-19	
		SUJAWAL	1	25-Sep-19	25-Sep-19	
		KHIORANGI	KHIORANGI	2	20-Aug-19	26-Aug-19
HYDERABAD			2	20-Jul-19	5-Aug-19	
KHIGIQBAL			1	29-Apr-19	29-Apr-19	
KHILAYARI			1	25-Feb-19	25-Feb-19	
				147	15-Jan-19	31-Dec-19

World Health Organization – Regional Office for Eastern Mediterranean

AFP SURVEILLANCE

24-Aug-20

Week 34, ending 23 August 2020

Number 1142

Table 11: Circulating VDPV cases and date of onset of paralysis in EMR countries by districts 2019-2020

COUNTRY	YEAR	PROVINCE	DISTRICT	Count	First Case	Last Case		
SOM		BANADIR	SHIBIS	1	29-Jun-20	29-Jun-20		
			ABDUL AZIZ	1	18-Jun-20	18-Jun-20		
SUD		SOUTH DARFUR	NYALA NORTH	1	29-Apr-20	29-Apr-20		
			KAS	1	7-Mar-20	7-Mar-20		
		EAST DARFUR	ASALAYA	1	8-Jul-20	8-Jul-20		
			BAHR ARAB	1	12-May-20	12-May-20		
		GEZIRA	MADANI	1	9-Jul-20	9-Jul-20		
		RIVER NILE	ATBARA	1	29-Jun-20	29-Jun-20		
		RED SEA	PORT SUDAN	3	29-Apr-20	8-Jun-20		
		WEST DARFUR	KRAINEK	1	19-May-20	19-May-20		
WHITE NILE	ALSALAM	1	15-Jun-20	15-Jun-20				
AFG	2020	GEDARIF	EAST GALABAT	1	5-Jul-20	5-Jul-20		
			ELGEDARIF	1	1-Apr-20	1-Apr-20		
		FARAH	BAKWA	1	1-Jun-20	1-Jun-20		
			CHAHARASYAB	1	06-Jul-20	06-Jul-20		
		KABUL	BAGRAMI	1	06-Jul-20	06-Jul-20		
		NURISTAN	KAMDESH	1	21-Jun-20	21-Jun-20		
		PAKTYA	ALIKHEL (JAJI)	1	18-Jun-20	18-Jun-20		
		BADAKHSAN	KESHM	1	23-Apr-20	23-Apr-20		
		LAGHMAN	QARGHAYI	1	25-Jun-20	25-Jun-20		
			ALINGAR	4	11-Jun-20	15-Jun-20		
		KUNAR	ALISHANG	1	24-May-20	24-May-20		
MEHTERLAM	2		20-May-20	13-Jun-20				
NANGARHAR	SHIGAL WA SHELTA	SHIGAL WA SHELTA	1	27-Jun-20	27-Jun-20			
		WATAPUR	1	1-Jul-20	1-Jul-20			
	NARANG	NARANG	1	1-May-20	1-May-20			
		NURGAL	1	6-Apr-20	6-Apr-20			
	DARBANDA	DARBANDA	1	17-Jul-20	17-Jul-20			
		KHOYANI	1	20-Jun-20	20-Jun-20			
		JALALABAD	1	28-Jun-20	28-Jun-20			
		ACHIN	5	25-May-20	14-Jun-20			
		CHAPARHAR	3	11-May-20	17-Jun-20			
		BEHSUD	7	22-Apr-20	28-Jun-20			
		RODAT	2	18-Apr-20	15-Jun-20			
		LALPUR	3	30-Apr-20	21-May-20			
		BATIKOT	1	5-Feb-20	5-Feb-20			
		SHINWAR	6	27-Mar-20	12-Jun-20			
MUHMAMMAD DARA	4	6-Apr-20	26-May-20					
KAMA	2	4-Apr-20	30-Apr-20					
DEHBALA	1	18-Apr-20	18-Apr-20					
DAR-E-NUR	1	16-Apr-20	16-Apr-20					
PAK		SINDH	KHIGADAP	1	11-Jun-20	11-Jun-20		
			KHIBALDIA	1	15-May-20	15-May-20		
		BALOCHISTAN	KHISITE	1	2-May-20	2-May-20		
			QUETTA	1	29-Feb-20	29-Feb-20		
		PUNJAB	MUZAFFARGARH	1	08-Jun-20	08-Jun-20		
			ATTOCK	1	30-May-20	30-May-20		
			RAWALPINDI	1	18-Jan-20	18-Jan-20		
		KHYBER PAKHTUNKHWA	FAISALABAD	3	5-Feb-20	14-Mar-20		
			TANK	1	24-May-20	24-May-20		
			DIRUPPER	1	12-Apr-20	12-Apr-20		
WAZIR-S	1		21-Mar-20	21-Mar-20				
PESHAWAR	6		2-Jan-20	10-Apr-20				
BAJOUR	3		3-Jan-20	3-Jan-20				
KHYBER	15		12-Jan-20	1-Mar-20				
NOWSHERA	4		18-Jan-20	1-Mar-20				
LAKKI MARWAT	5		27-Jan-20	26-Feb-20				
MARDAN	1		2-Jan-20	2-Jan-20				
DIR LOWER	3	2-Feb-20	25-Mar-20					
BANNU	2	3-Jan-20	13-Feb-20					
Total 2020				123	2-Jan-20	17-Jul-20		
PAK	2019	PUNJAB	GUJRANWALA	1	22-Nov-19	22-Nov-19		
			KHYBER	3	12-Dec-19	28-Dec-19		
		KHYBER PAKHTUNKHWA	MOHMAND	3	12-Dec-19	21-Dec-19		
			BAJOUR	1	1-Dec-19	1-Dec-19		
			PESHAWAR	1	8-Dec-19	8-Dec-19		
			LAKKI MARWAT	1	13-Dec-19	13-Dec-19		
			CHARSADA	1	3-Nov-19	3-Nov-19		
			KOHISTAN UPPER	1	27-Oct-19	27-Oct-19		
			KOHISTAN LOWER	2	6-Oct-19	11-Oct-19		
			TORGHAR	3	4-Sep-19	17-Dec-19		
		ISLAMABAD	1	11-Sep-19	11-Sep-19			
		GILGIT BALTISTAN	4	7-Jul-19	28-Aug-19			
		SOM		BARI	BOSSASO	1	8-May-19	8-May-19
					TOGDHER	1	21-Apr-19	21-Apr-19
SOOL	1				15-Mar-19	15-Mar-19		
Total 2019				25	15-Mar-19	28-Dec-19		

