

Highlights of Polio Fax Bulletin No. 1140 for Week 32 2020

I. Salient features

1. Polio eradication teams at the Regional and Country levels are contributing into COVID19 Response, particularly in areas of surveillance (field and laboratory), data analysis, communications and coordination.
2. Wild Poliovirus Type-1 (WPV1):
 - No new WPV1 cases reported this week, so the total number of WPV1 cases remains in the region to 97 (Afghanistan – 34 and Pakistan – 63).
 - Five new WPV1 positive environmental samples reported this week, all from Pakistan.
 - ***Advance notification of four new WPV1 cases with dates of onset in July 2020; three from Afghanistan (one each from Hilmand, Kandahar and Uruzgan provinces) and 1 from Pakistan (Balochistan province) – details will be shared in the next bulletin.***
3. Vaccine Derived Poliovirus (VDPV):
 - 14 new cVDPV2 cases reported this week from Afghanistan.
 - 14 new cVDPV2 positive environmental samples reported this week, eight from Afghanistan, three from Pakistan and three from Sudan.
 - ***Advance notification of the following. Details will be shared in the next bulletin:***
 - ***16 cVDPV1 cases from Saadah province, Yemen (including an earlier identified aVDPV1 from Saadah province has been converted to cVDPV1). Available genetic analysis reflects that cVDPV1 cases are due to a new emergence in Yemen. All cases have onset in 2020 barring one which has onset in 2019.***
 - ***Two new cVDPV2 cases from Sudan, one each from South Darfur and Gedarif provinces. Available genetic data demonstrates that viruses are related with earlier viruses reported from Chad (AFR).***
 - ***One new VDPV1 positive environmental sample from Egypt, from Elsaft site, Giza province.***

II. Wild Poliovirus Transmission

Endemic countries (Pakistan & Afghanistan): Following was reported this week:

- a. *Human samples:* No new wild poliovirus cases reported this week. Total WPV1 cases in 2020 to date is 97 (34 from Afghanistan and 63 from Pakistan). This compares with 77 cases in 2019 in the same period (16 from Afghanistan and 61 from Pakistan).
 - Afghanistan: No new cases reported this week.
In 2020, 34 WPV1 cases are reported so far - 11 cases from Hilmand province; seven from Kandahar province, four from Farah province; three from Uruzgan province; 2 from Herat province; and one each from Zabul, Nimroz, Laghman, Kunar, Badakhshan, Balkh, and Badghis provinces. The most recent case has onset of paralysis on 29 June 2020.
 - Pakistan: No new cases reported this week.
In 2020, 63 WPV1 cases are reported so far, 22 cases from Khyber Pakhtunkhwa (KP) province, 21 from Sindh, 15 from Balochistan and 5 from Punjab province. The most recent case has onset of paralysis on 13 July 2020.
- b. *Environmental samples:* 5 new WPV1 positive environmental samples reported this week, all from Pakistan.
 - Afghanistan: In 2020 to date, there are 24 WPV1 positive environmental samples including one combined (WPV1 and cVDPV2) with most recent sample collected on 9 July 2020.
 - Pakistan: In 2020 to date, there are 274 WPV1 positive environmental samples including 25 combined (WPV1 and cVDPV2) and 3 combined (WPV1 and aVDPV2) with most recent positive sample collected on 28 July 2020.

III. Vaccine Derived Polioviruses (VDPVs)

1. **Afghanistan:** 14 new cVDPV2 cases and 8 positive environmental samples reported this week.
Human samples: The fourteen new cVDPV2 cases include one each from Achin, Behsud, Jalalabad and Shinwar districts, Nangarhar province; one each from Qarghayi, Mehtarlam and Alingar districts, Laghman province; one each from Chaharasyab and Bagrami districts, Kabul province; one each from Watapur and Shigal Wa Sheltan districts, Kunar province; one from Bakwa district, Farah province; one from Kamdesh district, Nuristan province and one from Alikhel (Jaji) district, Paktya province. The dates of onset of the cases vary between 1 June to 7 July 2020.
 In 2020 to date, there are 52 cVDPV2 cases; 34 reported from Nangarhar province, 8 from Laghman province, 4 from Kunar province, 2 from Kabul province and one each from Badakhshan, Farah, Nuristan and Paktya with most recent case's onset on 6 July 2020.
Environment: In 2020 to date, 44 cVDPV2 positive environmental samples including 1 combined (WPV1 and cVDPV2) were reported: 29 from Jalalabad, 7 from Batikot, 2 from Behsud districts, Nangarhar province, 3 from Kabul district, Kabul province, 2 from Asadabad district, Kandahar province and one from Khost (Matun), Khost province; with most recent collection on 24 June 2020. Also, there is one aVDPV2 isolate detected in the environment from Lashkargah district, Hilmand province, with stool collection on 27 May 2020.
2. **Pakistan:** No new VDPV isolates from human reported, but one positive cVDPV2 environmental sample reported this week.
Human samples: In 2020 to date, there are 52 cVDPV2 cases reported. Cases include 42 from KP province, 6 from Punjab province, 3 from Sindh province and 1 from Balochistan province, with most recent case's onset on 11 June 2020.
Environment: In 2020, there are 35 positive environmental samples for cVDPV2 so far (including 25 combined WPV1 and cVDPV2), the most recent sample collected on 2 July 2020. Also, there are four aVDPV2 isolates detected in the environment samples, which include three combined (WPV1 + aVDPV2). The most recent aVDPV2 positive environmental sample was collected on 10 April 2020.
3. **SOMALIA:** No new VDPV isolates from human or environmental samples reported this week.
 In 2020 to date: No cVDPV2 cases. There are 13 cVDPV2 positive environmental samples reported, the most recent collected on 19 May 2020.
4. **SUDAN:** No new VDPV isolates from human reported, but three positive cVDPV2 environmental samples reported this week.
 In 2020 to date: No VDPV cases. There are 3 new cVDPV2 positive environmental samples reported from Soba, Elgoz and Hawasha sites from Khartoum province, the most recent collected on 29 March 2020.

IV. Surveillance performance indicators

In 2020, 13 out of 22 member states are meeting the global target of both key surveillance indicators, namely non polio AFP rate of 2 per 100,000 children aged below 15 years and percent AFP cases with adequate specimen 80% and above. This compares with 19 countries meeting the both indicators in the same period in 2019. There is a decline in reporting of AFP cases due to COVID-19 Pandemic.

- Djibouti is missing both indicators and has not reported any AFP case in 2020 to date.
- Morocco and Tunisia are, also, missing both indicators as their non-polio AFP rate is 1.3 for both countries and their percentage of AFP cases with adequate stool specimens is 66.7% and 61.9%, respectively.
- Jordan, Oman, Palestine, Qatar and Saudi Arabia have a non-polio AFP rate of 1.0, 1.6, 0.9, 0.4, and 1.3 respectively.
- Kuwait percentage of AFP cases with adequate stool specimens is 77.8%.

World Health Organization – Regional Office for Eastern Mediterranean

AFP SURVEILLANCE

10-Aug-20

Week 32, ending 9 August 2020

Number 1140

Table 1: Acute Flaccid Paralysis (AFP) cases by week of onset

Country	Reported AFP cases by week of onset - Week (32/20) / Ending on : 09/08/2020														
	Total AFP 2018	Total AFP 2019	Total AFP to date, 2020	W21 23 May 20	W22 31 May 20	W23 7 Jun 20	W24 14 Jun 20	W25 21 Jun 20	W26 28 Jun 20	W27 5 Jul 20	W28 12 Jul 20	W29 19 Jul 20	W30 26 Jul 20	W31 02 Aug 20	W32 09 Aug 20
Afghanistan	3378	3768	2044	34	54	70	82	79	93	87	86	90	64	31	4
Bahrain	35	17	10	1	0	0	0	0	0	0	0	0	0	0	
Djibouti	0	5	0	0	0	0	0	0	0	0	0	0	0	0	
Egypt	1246	1343	507	1	7	22	18	20	20	11	12	16	14	3	
Iran	896	1070	342	16	8	10	7	7	9	7	6	7	8	0	0
Iraq	1023	1157	273	2	6	4	6	8	2	2	4	5	1	0	
Jordan ****	115	113	23	0	0	2	0	1	0	0	0	0	1	0	
Kuwait	72	48	18	1	0	0	1	1	2	0	0	0			
Lebanon ****	89	87	31	1	0	2	0	0	0	0	0	0	1	1	1
Libya	122	107	58	1	2	1	1	1	0	3	3	0	0	1	
Morocco	212	247	72	1	2	3	2	0	3	1	2	0			
Oman	28	30	11	0	0	0	1	0	0	0	0	0	0	0	0
Pakistan	12276	15216	6390	126	163	179	149	142	130	140	156	162	138	40	2
Palestine ****	44	62	10	0	0	0	0	0	1	2	0	0	0	0	0
Qatar	10	9	1	0	0	0	0	1	0	0	0	0	0	0	0
Saudi Arabia	242	236	66	0	2	4	2	0	2	0	0	3	2	0	0
Somalia	353	361	230	6	5	7	7	11	4	5	6	6	8	0	0
Sudan	579	608	230	2	2	4	12	10	8	7	11	8	2	0	
Syria ****	362	377	223	7	5	10	22	4	11	12	8	3	4	3	
Tunisia	68	79	21	2	0	0	2	0	2	0	0	0	0	0	
U.A.E	40	50	15	0	1	1	0	0	1	0	1	0	0	0	0
Yemen	730	779	365	7	10	9	8	8	15	17	12	16	4	0	0
Total EMR	21920	25769	10940	208	267	328	320	293	303	294	307	316	247	79	7

No data = No report received

Table 2: Confirmed polio cases by month of onset

Country	Total year 2018	Total year 2019	26/07		Confirmed polio cases by month of onset											
			2019	2020	September 2019	October 2019	November 2019	December 2019	January 2020	February 2020	March 2020	April 2020	May 2020	June 2020	July 2020	August 2020
Afghanistan	21	29	16	34	3	1	7	1	2	3	7		12	10		
Bahrain	0	0	0	0	0	0	0	0	0	0	0	0	0	0	0	
Djibouti	0	0	0	0	0	0	0	0	0	0	0	0	0	0	0	
Egypt	0	0	0	0	0	0	0	0	0	0	0	0	0	0	0	
Iran	0	0	0	0	0	0	0	0	0	0	0	0	0	0	0	
Iraq	0	0	0	0	0	0	0	0	0	0	0	0	0	0	0	
Jordan ****	0	0	0	0	0	0	0	0	0	0	0	0	0	0	0	
Kuwait	0	0	0	0	0	0	0	0	0	0	0	0	0	0	0	
Lebanon ****	0	0	0	0	0	0	0	0	0	0	0	0	0	0	0	
Libya	0	0	0	0	0	0	0	0	0	0	0	0	0	0	0	
Morocco	0	0	0	0	0	0	0	0	0	0	0	0	0	0	0	
Oman	0	0	0	0	0	0	0	0	0	0	0	0	0	0	0	
Pakistan	12	147	61	63	5	17	23	32	18	17	7	6	6	6	3	
Palestine ****	0	0	0	0	0	0	0	0	0	0	0	0	0	0	0	
Qatar	0	0	0	0	0	0	0	0	0	0	0	0	0	0	0	
Saudi Arabia	0	0	0	0	0	0	0	0	0	0	0	0	0	0	0	
Somalia	0	0	0	0	0	0	0	0	0	0	0	0	0	0	0	
Sudan	0	0	0	0	0	0	0	0	0	0	0	0	0	0	0	
Syria ****	0	0	0	0	0	0	0	0	0	0	0	0	0	0	0	
Tunisia	0	0	0	0	0	0	0	0	0	0	0	0	0	0	0	
U.A.E	0	0	0	0	0	0	0	0	0	0	0	0	0	0	0	
Yemen	0	0	0	0	0	0	0	0	0	0	0	0	0	0	0	
Total EMR	33	176	77	97	8	18	30	33	20	20	14	6	18	16	3	0

**** UNRWA cases are included with those of country of residence

AFP SURVEILLANCE

Week 32, ending 9 August 2020

10-Aug-20

Number 1140

Table 3: Investigation of AFP cases with paralysis onset in 2019 & 2020 up to Week (32/20) / Ending on : 09/08/2020

COUNTRY	2019												2020												Latest line List Date
	AFP									Specimen	Wild cases ****		AFP									Specimen	Wild cases ****		
	Total AFP cases onset 2019	Case classification					Non polio AFP rate **	AFP cases pending classification > 90 days from onset of paralysis	AFP cases pending classification and lab > 90 days from onset of paralysis		% with *** adequate specimens	Wild P1 Poliovirus	Wild P3 Poliovirus	Total AFP cases onset 2020	Case classification					Annualized Non polio AFP rate **	AFP cases pending classification > 90 days from onset of paralysis		AFP cases pending classification and lab > 90 days from onset of paralysis	% with *** adequate specimens	
		Total Confirmed Polio Cases *	Polio Compatible	Pending Classification	Discarded (non polio AFP)	VDPV				Total Confirmed Polio Cases *					Polio Compatible	Pending Classification	Discarded (non polio AFP)	VDPV							
Afghanistan	3768	29	1	0	3738	0	18.1	0	0	94.1	29	0	2044	34	0	268	1691	52	15.6	32	3	94.7	34	0	09/08/2020
Bahrain	17	0	0	0	17	0	5.9	0	0	100.0	0	0	10	0	0	4	6	0	5.7	2	2	90.0	0	0	02/08/2020
Djibouti	5	0	0	0	5	0	1.4	0	0	80.0	0	0	0	0	0	0	0	0	0.0	0	0		0	0	26/07/2019
Egypt	1343	0	0	0	1343	0	3.6	0	0	93.4	0	0	507	0	0	44	463	0	2.2	0	0	93.5	0	0	06/08/2020
Iran	1070	0	0	0	1069	1	5.2	0	0	97.1	0	0	342	0	0	13	329	0	2.7	0	0	99.4	0	0	09/08/2020
Iraq	1157	0	0	0	1157	0	7.4	0	0	94.3	0	0	273	0	0	15	258	0	2.8	1	0	91.9	0	0	03/08/2020
Jordan	113	0	0	0	113	0	3.9	0	0	100.0	0	0	23	0	0	1	22	0	1.0	0	0	100.0	0	0	06/08/2020
Kuwait	48	0	0	0	48	0	5.4	0	0	89.6	0	0	18	0	0	3	15	0	3.3	0	0	77.8	0	0	19/07/2020
Lebanon	87	0	0	0	87	0	4.7	0	0	89.7	0	0	31	0	0	14	17	0	2.7	8	7	93.5	0	0	07/08/2020
Libya	107	0	0	0	107	0	4.3	0	0	98.1	0	0	58	0	0	12	45	1	3.8	0	0	100.0	0	0	08/08/2020
Morocco	247	0	0	0	247	0	2.8	0	0	84.2	0	0	72	0	0	36	36	0	1.3	22	8	66.7	0	0	24/07/2020
Oman	30	0	0	0	30	0	2.7	0	0	80.0	0	0	11	0	0	0	11	0	1.6	0	0	100.0	0	0	09/08/2020
Pakistan	15216	147	6	0	15040	23	19.3	0	0	86.6	147	0	6390	63	6	613	5654	54	13.3	162	0	88.7	63	0	09/08/2020
Palestine	62	0	0	0	62	0	3.3	0	0	98.4	0	0	10	0	0	4	6	0	0.9	1	0	100.0	0	0	09/08/2020
Qatar	9	0	0	0	9	0	2.2	0	0	88.9	0	0	1	0	0	1	0	0	0.4	0	0	100.0	0	0	09/08/2020
Saudi Arabia	236	0	0	0	236	0	2.8	0	0	93.2	0	0	66	0	0	15	51	0	1.3	1	0	93.9	0	0	09/08/2020
Somalia	361	0	0	0	358	3	5.7	0	0	95.6	0	0	230	0	0	25	204	1	4.7	2	2	97.0	0	0	09/08/2020
Sudan	608	0	0	0	608	0	3.4	0	0	96.4	0	0	230	0	0	89	141	0	2.0	33	26	95.7	0	0	06/08/2020
Syria	377	0	0	0	377	0	4.8	0	0	88.1	0	0	223	0	0	14	209	0	4.6	0	0	92.4	0	0	08/08/2020
Tunisia	79	0	0	0	78	1	2.9	0	0	74.7	0	0	21	0	0	6	15	0	1.3	0	0	61.9	0	0	06/08/2020
U.A.E	50	0	0	0	50	0	4.0	0	0	90.0	0	0	15	0	0	4	11	0	2.0	0	0	100.0	0	0	09/08/2020
Yemen	779	0	0	9	770	0	5.5	9	6	89.0	0	0	365	0	0	255	109	1	4.3	146	136	91.5	0	0	09/08/2020
EMR	25769	176	7	9	25549	28	10.1	9	6	89.5	176	0	10940	97	6	1436	9293	109	6.9	410	184	90.9	97	0	
2018	21920	33	4	0	21868	15	8.7	0	0	89.8	33	0													

* Confirmed polio cases refer to wild isolation from AFP cases or from contacts of negative index AFP cases

** Non-polio AFP per 100,000 children <15 years

*** Adequate here refers to two stool specimens collected at least 24 hours apart, within 14 days of paralysis onset and specimens received in the lab in Good Condition

**** AFP cases co infected with P1 and P3 are counted separately as wild isolates

World Health Organization – Regional Office for Eastern Mediterranean
AFP SURVEILLANCE
Week 32, ending 09 August 2020

10-Aug-20
Number 1140

COUNTRY	2019						2020					
	# OF CONTACTS	LAB RESULTS					# OF CONTACTS	LAB RESULTS				
		WILD	VDPV	SL	NPEV	PENDING		WILD	VDPV	SL	NPEV	PENDING
AFG	1138	8	0	48	202	0	492	11	5	19	56	82
BAH	0	0	0	0	0	0	1	0	0	0	0	1
DJI	1	0	0	0	0	0	0	0	0	0	0	0
EGY	498	0	0	8	57	0	122	0	0	7	4	5
IRN	216	0	0	4	7	0	9	0	0	0	0	0
IRQ	603	0	0	12	39	6	131	0	0	0	8	0
JOR	0	0	0	0	0	0	0	0	0	0	0	0
KUW	0	0	0	0	0	0	0	0	0	0	0	0
LEB	24	0	0	0	3	0	0	0	0	0	0	0
LIB	6	0	0	0	3	0	0	0	0	0	0	0
MOR	85	0	0	3	1	30	8	0	0	0	0	6
OMA	78	0	0	2	28	0	35	0	0	2	6	0
PAK	5497	26	9	248	959	0	2632	15	6	232	345	144
PAL	0	0	0	0	0	0	0	0	0	0	0	0
QAT	0	0	0	0	0	0	0	0	0	0	0	0
SAA	44	0	0	1	0	0	9	0	0	1	0	0
SOM	1081	0	1	45	141	5	689	0	0	13	80	83
SUD	402	0	0	1	31	90	40	0	0	0	2	14
SYR	813	0	0	23	36	0	237	0	0	11	9	5
TUN	27	0	0	0	2	0	2	0	0	0	0	1
UAE	0	0	0	0	0	0	0	0	0	0	0	0
YEM	423	0	0	6	68	6	132	0	0	0	5	118
EMR	10936	34	10	401	1577	137	4539	26	11	285	515	459

Table 4 (B): Most recent wild contacts in EMRO, 2019-2020

Year	Country	Data	
		Count of wild contacts	Date of Most Recent stool collection
2020	Afghanistan	11	29/May/20
	Pakistan	15	15/Jul/20
2020 Total		26	15/Jul/20
2019	Afghanistan	8	17/Aug/19
	Pakistan	26	26/Dec/19
2019 Total		34	26/Dec/19

Table 4 (C): Number of distribution by district of -ve index AFP cases identified as wild positive by contact in EMR, 2019-2020

YEAR	COUNTRY	PROVINCE	DISTRICT	COUNT	First case	Last case
2020	AFG	KANDAHAR HILMAND NIMROZ FARAH	NESH	1	23-May-20	23-May-20
			WASHER	1	4-Jan-20	4-Jan-20
			KHASHROD	1	28-Feb-20	28-Feb-20
			ANARDARA	1	06-May-20	06-May-20
	PAK	PUNJAB KHYBER PAKHTUNKHWA (KP) SINDH	DG KHAN KARAK JACOBABAD	2 1 1	18-Jan-20 20-Jan-20 07-Feb-20	05-Jul-20 20-Jan-20 07-Feb-20
2020 Total				8	04-Jan-20	05-Jul-20
2019	AFG	URUZGAN HILMAND	TIRINKOT	1	2-Aug-19	2-Aug-19
			MUSAQALAH	1	05-Jun-19	05-Jun-19
	PAK	PUNJAB SINDH BALOCHSITAN KHYBER PAKHTUNKHWA (KP)	SANGIN	1	06-Mar-19	06-Mar-19
			DG KHAN	2	2-Dec-19	10-Dec-19
			KHIORANGI	1	28-Aug-19	28-Aug-19
			SUJAWAL	1	25-Sep-19	25-Sep-19
			JAMSHORO	1	09-Oct-19	09-Oct-19
			T. ALLAHYAR	1	10-Nov-19	10-Nov-19
			KAMBAR	1	02-Nov-19	02-Nov-19
			MIRPURKHAS	2	01-Dec-19	18-Dec-19
			LARKANA	1	24-Dec-19	24-Dec-19
			JACOBABAD	1	19-Dec-19	19-Dec-19
			MASTUNG	1	18-Nov-19	18-Nov-19
			KILLABDULLAH	2	2-Jul-19	19-Nov-19
			BANNU	1	13-Nov-19	13-Nov-19
			SWABI	1	17-Nov-19	17-Nov-19
			TANK	1	30-Oct-19	30-Oct-19
LAKKIMRWAT	3	27-May-19	04-Oct-19			
TORGHAR	1	25-May-19	25-May-19			
2019 Total				24	06-Mar-19	24-Dec-19

Table 5: Laboratory investigation of AFP cases with paralysis onset in 2020 up to Week (32/2020) / Ending on : (09/08/2020)

Country	Polio laboratories ITD / Nucleotide Sequencing (Nucleotide Sequencing performed by EGY, PAK, TUN, CDC and RIVM laboratories)	AFP cases with specimens	Preliminary virus isolation results of AFP cases						Poliovirus intratypic differentiation results #											Indicators				Latest report Date		
			Referred for ITD		NPEV only	Negative	Pending		Type 1			Type 2			Type 3		Discordant pending sequence	NPEV by PCR	Non-EV	Pending ITD	% specimens positive for NPEV*	% AFP cases with culture results within 14 days	% AFP cases with ITD results within 7 days		% AFP cases with ITD results within 45 days of onset**	
			L20B+	L20B+/NPEV			received < / = 14 days	received > 14 days ago	Wild	Sabin	VDPV	Wild	Sabin	VDPV	Wild	Sabin										VDPV
Afghanistan	RRL Pakistan	1943	196	18	226	1412	91		34 *	79			3	51		74			2		14	11%	89%	100%	98%	09/08/2020
Bahrain	NPL Oman / CDC																									19/07/2020
Djibouti	NPL Kenya / CDC																									26/07/2020
Egypt***	RRL Egypt	495	16	6	36	411	20	6		8					9			3	3		7%	97%	100%	99%	09/08/2020	
Iran	NPL Iran / CDC	351	5		4	333	9			3					3						1%	100%	100%	100%	09/08/2020	
Iraq	RRL Egypt	268			30	233	2	3													10%	94%	100%	99%	06/08/2020	
Jordan	NPL Jordan / RRL EGYPT	23			4	18	1														18%	100%		100%	09/08/2020	
Kuwait	RRL Kuwait / RIVM	20				18	1	1													2%	72%		94%	09/08/2020	
Lebanon	NPL Jordan / RRL EGYPT	28			5	14	8	1													26%	100%		100%	09/08/2020	
Libya	RRL Tunisia / RIVM	51	4			47									3	1					0%	100%	100%	76%	16/07/2020	
Morocco	NPL Morocco / RRL Tunisia	59			1	58															1%	100%		98%	07/08/2020	
Oman	NPL Oman / CDC	11			2	9															16%	100%		100%	19/07/2020	
Pakistan	RRL Pakistan	6306	456	39	711	4776	273	47	59	130			136	51		199		1	1	1	3	10%	93%	99%	97%	09/08/2020
Palestine & UNRWA		10				10															0%	30%		100%	09/08/2020	
Qatar	NPL Oman / CDC	1				1															0%	100%		100%	19/07/2020	
Saudi Arabia	NPL Saudi Arabia / CDC	68				64	4														0%	100%		100%	09/08/2020	
Somalia	NPL Kenya / CDC	230	6	3	36	160	6	19		3	1				8						19%	6%		98%	09/08/2020	
Sudan	NPL Sudan / RRL Egypt	229	13		29	182		5					2	2							13%	98%	100%	0%	09/08/2020	
Syria	NPL Syria / RRL Egypt	217	10		6	194	7														3%	100%			07/08/2020	
Tunisia	RRL Tunisia	17				17															0%	100%		94%	16/07/2020	
U.A.E	NPL Oman / CDC	10				10															0%	100%		60%	19/07/2020	
Yemen	NPL Kenya / CDC	123	8		23	73		19		2	1				5				1		22%	94%	63%	0%	09/08/2020	
Total EMR 2020		10460	714	66	1113	8040	422	101	93	225	2		141	104		301	1	1	6	5	17	10%	91%	99%	96%	
Total EMR 2019		24835	1052	100	3659	19986		26	152	575	1		46	24		625	1	3	21	6	1	13%	95%	99%	96%	

* Specimens from all sources including non-AFP cases, excluding environmental samples

** This indicator reflects surveillance and laboratory activities

Advance notification from the lab of three new WPV1 cases with dates of onset in July 2020 from Afghanistan details will be shared in next week bulletin

Table 6: Environmental isolate by year and type

COUNTRY	LAB RESULTS	2016	2017	2018	2019	2020
AFG	Wild	2	42	83	56	23
	Wild+cVDPV2					1
	cVDPV2					43
	aVDPV2					1
	EV/SL	177	265	248	200	105
	Negative	6	9	5	3	3
AFG Total		185	316	336	259	204
EGY	aVDPV1					1
	aVDPV3					1
	EV/SL	492	481	508	666	260
	Negative	36	41	32	34	31
EGY Total		528	522	540	700	316
IRN	Wild				3	
	EV/SL		5	51	65	15
	Negative		1	3	3	
	Pending					3
IRN Total			6	54	71	18
JOR	EV/SL	2	29	36	36	11
	Negative		2			1
	Pending					1
JOR Total		2	31	36	36	13
KUW	EV/SL			3	3	
	Pending					8
KUW Total			3	11		
LEB	EV/SL	2	26	44	44	9
	Negative	2	1	1	3	2
LEB Total		4	27	45	47	11
PAK	Wild	59	105	139	367	246
	Wild+cVDPV2	2			10	25
	Wild+aVDPV2	1	1		2	3
	cVDPV2	2			25	10
	aVDPV2	3	4		2	1
	EV/SL	456	523	531	421	177
	Negative	6		3	4	4
	Pending					24
PAK Total		529	633	673	831	490
SOM	cVDPV2		2	19	5	13
	cVDPV3			11		
	aVDPV2			2	1	
	EV/SL		20	43	28	8
	Negative		14	138	29	21
SOM Total			36	213	63	48
SUD	cVDPV2					3
	EV/SL			15	42	10
	Negative				1	2
	Pending				17	10
SUD Total			15	60	25	
SYR	EV/SL		4	81	155	94
	Negative			21	30	15
	Pending					7
SYR Total			4	102	185	116
TOTAL		1248	1575	2017	2263	1241

Table 7: Environmental Wild/VPV isolate by site 2019-2020

YEAR	COUNTRY	LAB RESULTS	PROVINCE	Count	First date	Last date	
2019	AFG	Wild	HILMAND	19	6/Jan/19	25/Dec/19	
			KANDAHAR	24	6/Jan/19	25/Dec/19	
			NANGARHAR	13	26/Jan/19	25/Dec/19	
	AFG Total			56	6/Jan/19	25/Dec/19	
	IRN	Wild	S & B	3	22/Apr/19	20/May/19	
			IRN Total	3	22/Apr/19	20/May/19	
	PAK	Wild	BALUCHISTAN	72	1/Jan/19	20/Dec/19	
			GBALTISTAN	1	9/Dec/19	9/Dec/19	
			ISLAMABAD	3	12/Apr/19	21/Aug/19	
			KPAKHTUNKHWA	40	8/Jan/19	28/Dec/19	
			PUNJAB	97	5/Jan/19	17/Dec/19	
			SINDH	154	2/Jan/19	17/Dec/19	
			Wild+cVDPV2	KPAKHTUNKHWA	1	31/Dec/19	31/Dec/19
				PUNJAB	5	6/Aug/19	16/Dec/19
				SINDH	4	7/Oct/19	18/Dec/19
				GBALTISTAN	5	24/Aug/19	6/Nov/19
			cVDPV2	ISLAMABAD	1	12/Nov/19	12/Nov/19
				KPAKHTUNKHWA	8	9/Oct/19	24/Dec/19
				PUNJAB	10	21/Aug/19	17/Dec/19
				SINDH	1	19/Dec/19	19/Dec/19
aVDPV2	PUNJAB	2	11/Apr/19	18/Dec/19			
	PAK Total	404	1/Jan/19	31/Dec/19			
SOM	cVDPV2	BANADIR	5	10/Nov/19	22/Dec/19		
		BANADIR	1	3/Feb/19	3/Feb/19		
SOM Total	6	3/Feb/19	22/Dec/19				
2019 Total			469	1/Jan/19	31/Dec/19		
2020	AFG	Wild	HILMAND	8	1/Jan/20	8/Jul/20	
			HIRAT	2	26/Apr/20	27/May/20	
			KANDAHAR	11	28/Jan/20	9/Jul/20	
			KHOST	1	25/Apr/20	25/Apr/20	
			NANGARHAR	1	26/Jan/20	26/Jan/20	
			Wild+cVDPV2	NANGARHAR	1	8/Jan/20	8/Jan/20
				KABUL	3	26/Apr/20	24/Jun/20
			cVDPV2	KHOST	1	24/Jun/20	24/Jun/20
				KUNAR	2	6/Jun/20	22/Jun/20
				NANGARHAR	37	7/Jan/20	23/Jun/20
				HILMAND	1	27/May/20	27/May/20
	AFG Total	68	1/Jan/20	9/Jul/20			
	EGY	cVDPV3	GIZA	1	31/May/20	31/May/20	
	EGY Total	1	31/May/20	31/May/20			
	PAK	Wild	AJK	1	25/Feb/20	25/Feb/20	
			BALUCHISTAN	59	1/Jan/20	20/Jul/20	
			GBALTISTAN	1	12/May/20	12/May/20	
			ISLAMABAD	1	16/Jan/20	16/Jan/20	
			KPAKHTUNKHWA	13	28/Jan/20	10/Jul/20	
			PUNJAB	76	4/Jan/20	28/Jul/20	
			SINDH	95	3/Jan/20	21/Jul/20	
			Wild+cVDPV2	BALUCHISTAN	3	1/Feb/20	2/Jul/20
				KPAKHTUNKHWA	1	11/Mar/20	11/Mar/20
			cVDPV2	PUNJAB	5	4/Jan/20	5/Jun/20
				SINDH	16	3/Jan/20	18/Jun/20
				BALUCHISTAN	1	2/Jun/20	2/Jun/20
				KPAKHTUNKHWA	4	10/Jan/20	17/Apr/20
			aVDPV2	PUNJAB	2	16/Jan/20	17/Apr/20
				SINDH	3	8/Jun/20	18/Jun/20
			PAK Total	282	1/Jan/20	28/Jul/20	
SOM			cVDPV2	BANADIR	13	5/Jan/20	19/May/20
SOM Total			13	5/Jan/20	19/May/20		
SUD	cVDPV2	KHARTOUM	3	29/Mar/20	29/Mar/20		
SUD Total	3	29/Mar/20	29/Mar/20				
2020 Total			367	1/Jan/20	28/Jul/20		

Figure 1: Non Polio AFP Rate and Wild Virus in EMR 01/01/2020 - 09/08/2020

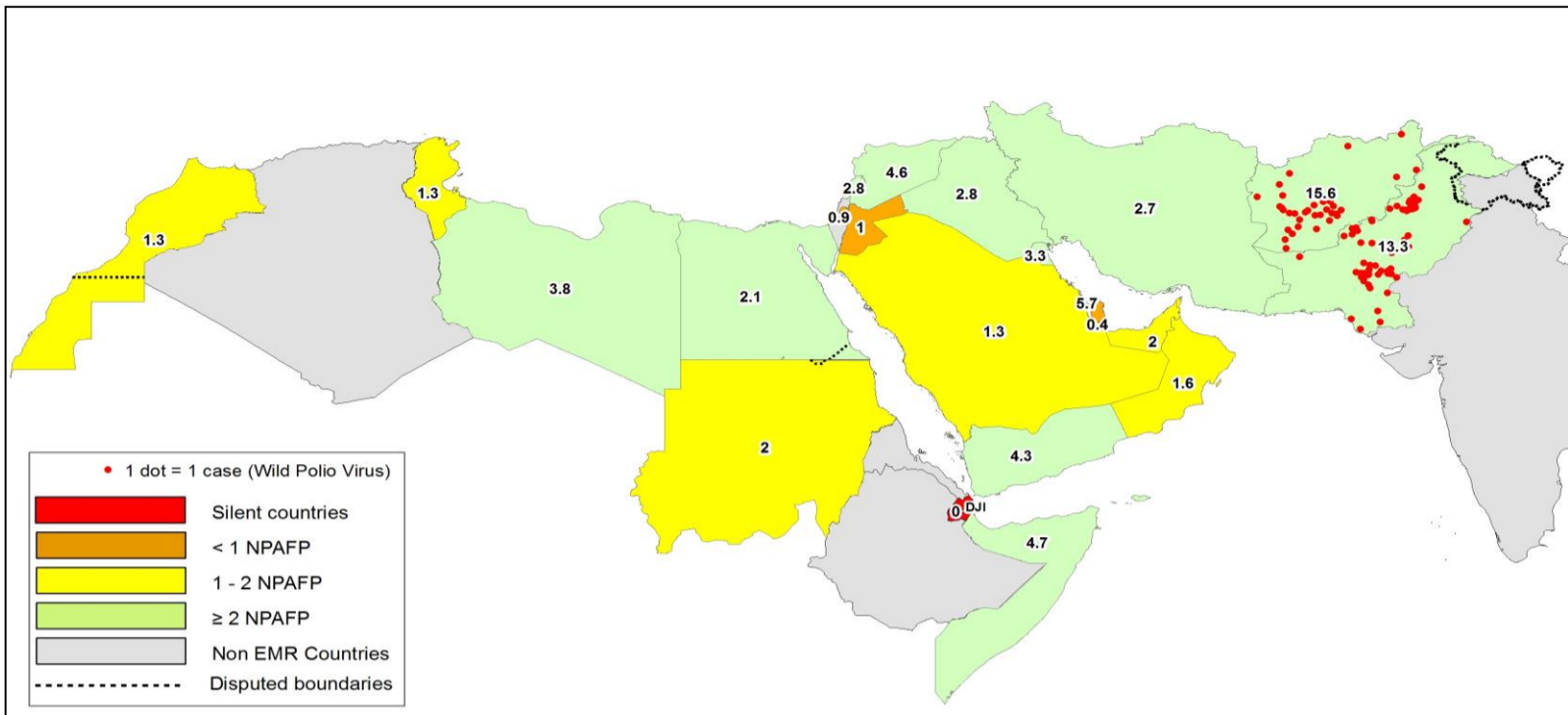


Figure 2: Percent of AFP cases with Adequate Samples & Compatible Cases in EMR 01/01/2020 - 09/08/2020

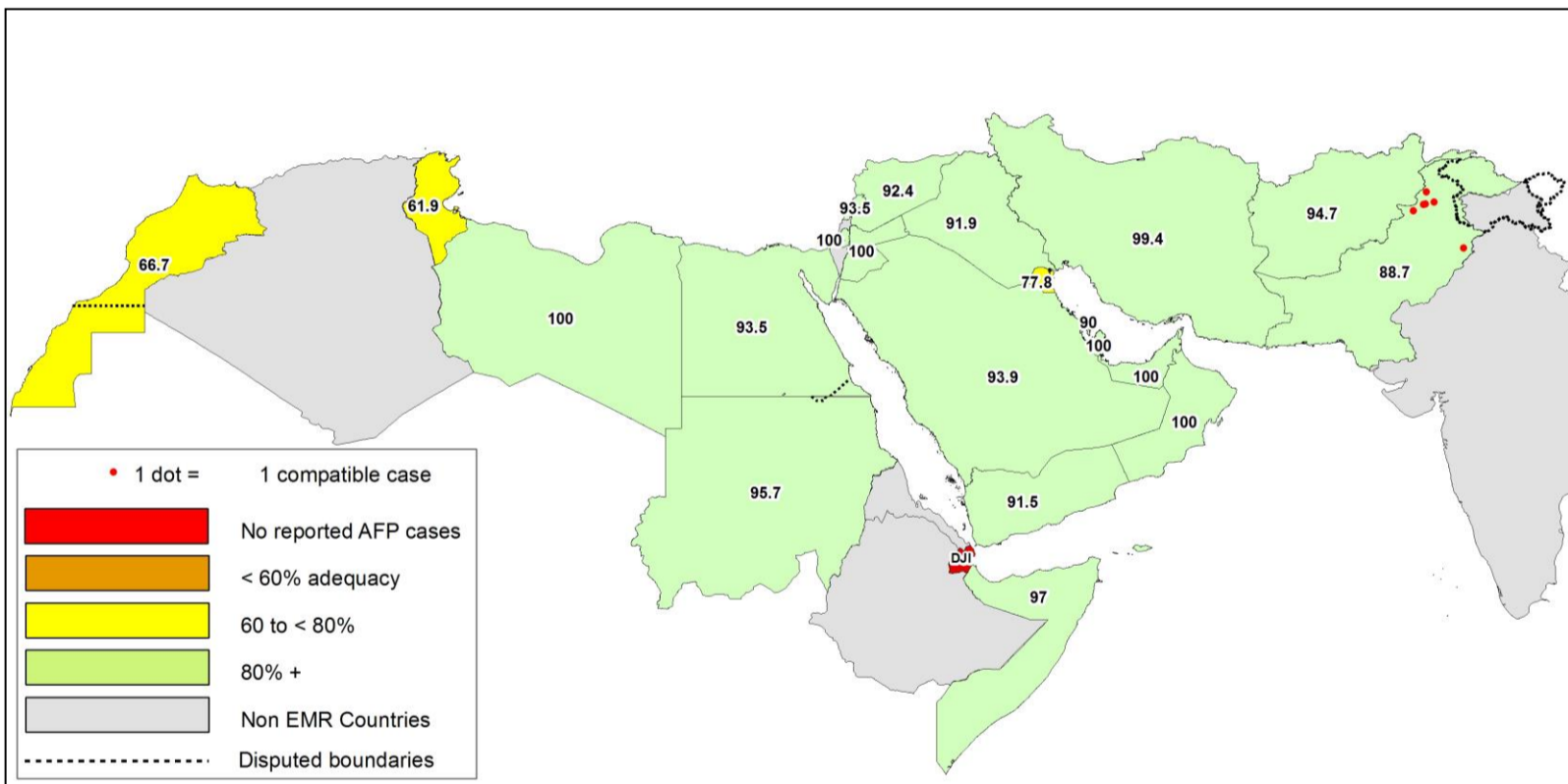


Table 8: Wild polio cases by country and date of onset of paralysis in EMR, 2019 - 2020

Year	COUNTRY	Count	First Case	Last Case
2020	AFG	34	4-Jan-20	29-Jun-20
	PAK	63	1-Jan-20	13-Jul-20
2020 Total		97	1-Jan-20	13-Jul-20
2019	AFG	29	4-Jan-19	7-Dec-19
	PAK	147	15-Jan-19	31-Dec-19
2019 Total		176	4-Jan-19	31-Dec-19

Advance notification of four new WPV1 cases with dates of onset in July 2020, 3 from Afghanistan (from Hilmand, Kandahar & Uruzgan provinces) and 1 from Pakistan (from Balochistan province) - details will be shared in next week bulletin

Figure 3: Non Polio AFP rate by Province in Afghanistan & by District in Pakistan 01/01/2020 - 09/08/2020

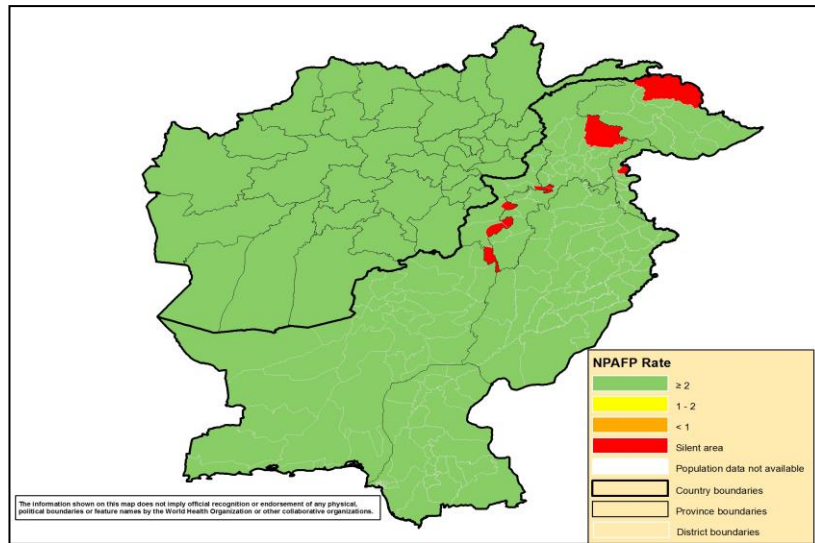


Figure 4: Percent of AFP cases with Adequate Samples in Afghanistan by Province & Pakistan by District 01/01/2020 - 09/08/2020

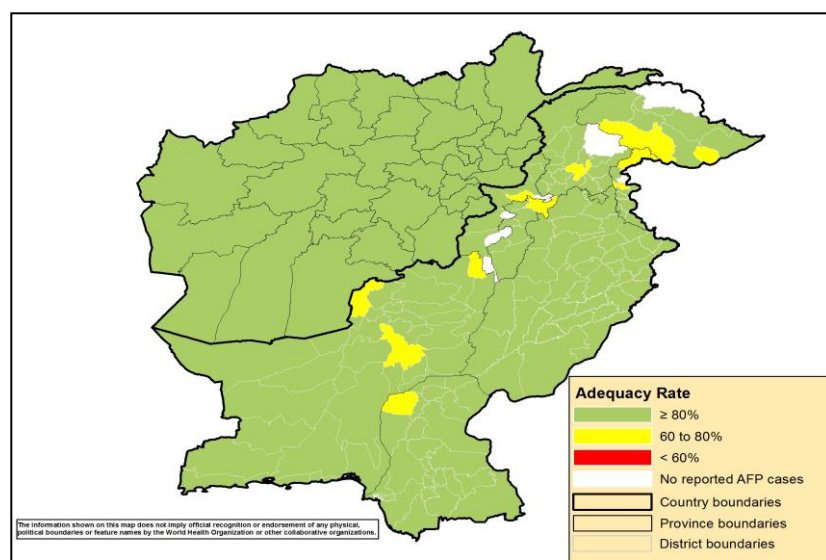
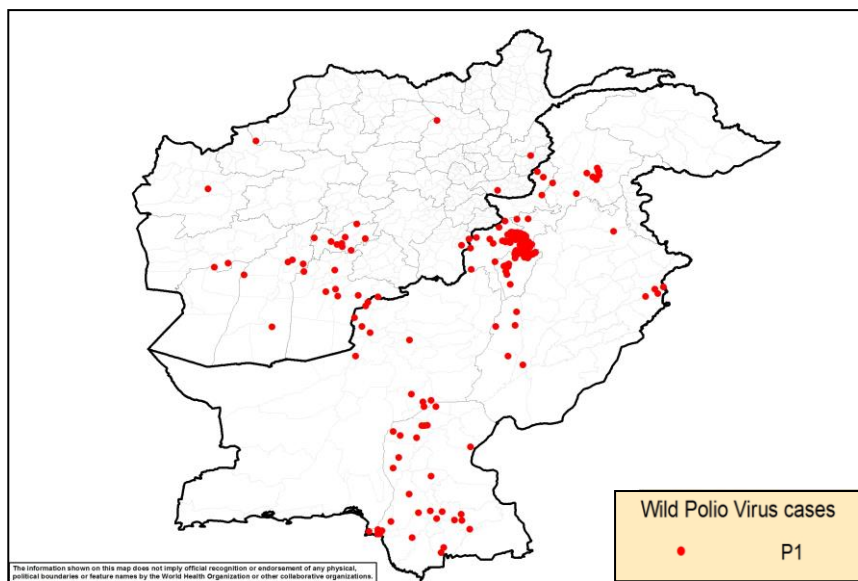
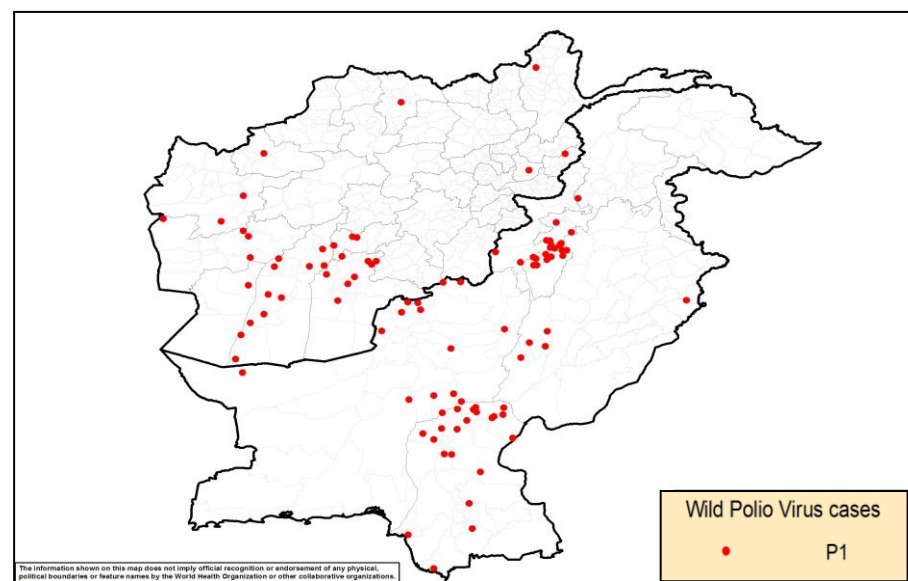


Figure 5: Wild Virus Cases by Type & District in Afghanistan & Pakistan

5(a) 01/01/2019 - 31/12/2019



5(b) 01/01/2020 - 09/08/2020



World Health Organization – Regional Office for Eastern Mediterranean
AFP SURVEILLANCE
Week 32, ending 09 August 2020

10-Aug-20
Number 1140

Table 9: Wild Polio cases by district and date of onset of paralysis, Afghanistan 2019-2020

ONSETYR	PROVINCE	DISTRICT	Count	First case	Last case
2020	BALKH	DEHDADI	1	15-Mar-20	15-Mar-20
	HIRAT	PASHTUNZARGHUN	1	29-Jun-20	29-Jun-20
		SHINDAND	1	21-Mar-20	21-Mar-20
	FARAH	BALABULUK	2	11-May-20	17-May-20
		ANARDARA	1	6-May-20	6-May-20
		BAKWA	1	4-Feb-20	4-Feb-20
	BADGHIS	QADIS	1	13-May-20	13-May-20
	KUNAR	SHIGAL WA SHELTA	1	5-Mar-20	5-Mar-20
	LAGHMAN	MEHTARLAM	1	10-Feb-20	10-Feb-20
	KANDAHAR	KANDAHAR	1	22-Jun-20	22-Jun-20
		PANJWAYI	1	10-Jun-20	10-Jun-20
		SHAHWALIKOT	3	4-Mar-20	6-Jun-20
		NESH	1	23-May-20	23-May-20
		GHORAK	1	19-Mar-20	19-Mar-20
	ZABUL	MIZAN	1	21-Jan-20	21-Jan-20
	HILMAND	WASHER	2	4-Jan-20	13-Jun-20
		KAJAKI	1	10-Jun-20	10-Jun-20
		REG	4	25-May-20	3-Jun-20
		DEH-E-SHU	1	27-May-20	27-May-20
		NAWZAD	1	11-May-20	11-May-20
		SANGIN	1	7-May-20	7-May-20
		NAD-E-ALI	1	1-May-20	1-May-20
	URUZGAN	SHAHID-E-HASSAS	2	14-Jun-20	24-Jun-20
		TIRINKOT	1	28-May-20	28-May-20
	NIMROZ	KHASHROD	1	28-Feb-20	28-Feb-20
	BADAKHSHAN	YAWAN	1	10-Mar-20	10-Mar-20
	2020 Total			34	4-Jan-20
2019	HIRAT	PASHTUNZARGHUN	1	19-Nov-19	19-Nov-19
	FARAH	BAKWA	2	14-Nov-19	25-Nov-19
	BADGHIS	BALAMURGHAB	1	17-Oct-19	17-Oct-19
	NANGARHAR	KHOGYANI	1	18-Sep-19	18-Sep-19
	KUNAR	WATAPUR	1	8-May-19	8-May-19
	PAKTIKA	BERMEL	2	15-Sep-19	28-Sep-19
	KANDAHAR	SHAHWALIKOT	1	7-Dec-19	7-Dec-19
		SPINBOLDAK	2	4-Jan-19	22-Nov-19
		KANDAHAR	2	17-Aug-19	10-Nov-19
		GHORAK	1	12-Jan-19	12-Jan-19
	HILMAND	GARMSER	1	26-May-19	26-May-19
		MUSAQALAH	1	5-May-19	5-May-19
		NAWZAD	1	3-Apr-19	3-Apr-19
		WASHER	1	23-Mar-19	23-Mar-19
		SANGIN	1	6-Mar-19	6-Mar-19
	URUZGAN	KHASURUZGAN	1	2-Nov-19	2-Nov-19
		TIRINKOT	4	19-May-19	2-Aug-19
CHORA		3	20-Mar-19	23-Jul-19	
SHAHID-E-HASSAS		1	25-Feb-19	25-Feb-19	
BAGHLAN	PUL-E- KHUMRI	1	14-Nov-19	14-Nov-19	
2019 Total			29	4-Jan-19	7-Dec-19

World Health Organization – Regional Office for Eastern Mediterranean
AFP SURVEILLANCE
Week 32, ending 09 August 2020

10-Aug-20
Number 1140

Table 10: Wild Polio cases by district and date of onset of paralysis, Pakistan 2019-2020

ONSETYR	PROVINCE	DISTRICT	Count	First case	Last case	
2020	KHYBER PAKHTUNKHWA	PESHAWAR	1	13-Jul-20	13-Jul-20	
		WAZIR-S	2	21-Feb-20	8-Jun-20	
		BANNU	1	27-Apr-20	27-Apr-20	
		TANK	4	11-Jan-20	15-Mar-20	
		KARAK	2	20-Jan-20	13-Mar-20	
		LAKKIMRWT	12	2-Jan-20	9-Mar-20	
	BALOCHISTAN	KABDULAH	2	11-May-20	29-Jun-20	
		CHAGHAI	1	4-Jun-20	4-Jun-20	
		DUKKI	1	26-May-20	26-May-20	
		PISHIN	3	31-Jan-20	26-May-20	
		JHALMAGSI	1	19-Apr-20	19-Apr-20	
		ZHOB	2	22-Feb-20	13-Apr-20	
		NSIRABAD	2	3-Jan-20	13-Apr-20	
		SOHBATPUR	1	12-Feb-20	12-Feb-20	
		JAFARABAD	1	12-Feb-20	12-Feb-20	
		SIBI	1	7-Feb-20	7-Feb-20	
		PUNJAB	DGKHAN	3	18-Jan-20	5-Jul-20
			LAHORE	1	12-Jun-20	12-Jun-20
	RAJANPUR		1	2-Jun-20	2-Jun-20	
	SINDH	GHOTKI	4	2-Mar-20	9-Jul-20	
		KHILANDHI	1	9-Jun-20	9-Jun-20	
		LARKANA	1	21-May-20	21-May-20	
		KAMBAR	3	8-Jan-20	11-Apr-20	
		KHAIRPUR	1	27-Mar-20	27-Mar-20	
		JACOBABAD	3	7-Feb-20	16-Mar-20	
		NFEROZ	2	8-Feb-20	22-Feb-20	
		SHIKARPUR	1	11-Feb-20	11-Feb-20	
		KASHMORE	2	16-Jan-20	3-Feb-20	
		SUJAWAL	1	7-Jan-20	7-Jan-20	
		T.ALLAHYAR	1	7-Jan-20	7-Jan-20	
		BADIN	1	1-Jan-20	1-Jan-20	
	2020 Total			63	1-Jan-20	13-Jul-20
	2019	KHYBER PAKHTUNKHWA	LAKKIMRWT	32	27-May-19	31-Dec-19
			DIKHAN	4	5-May-19	21-Dec-19
			MOHMAND	1	20-Dec-19	20-Dec-19
			TANK	6	11-Oct-19	18-Dec-19
			BANNU	26	15-Jan-19	30-Nov-19
			SWABI	1	17-Nov-19	17-Nov-19
			WAZIR-N	9	4-Apr-19	10-Oct-19
			TORGHAR	7	25-May-19	13-Sep-19
			WAZIR-S	1	20-Aug-19	20-Aug-19
HANGU			2	20-Jan-19	28-Jul-19	
CHARSADA			1	21-Jul-19	21-Jul-19	
SHANGLA			1	18-May-19	18-May-19	
KHYBER			1	14-Feb-19	14-Feb-19	
BAJOUR			1	18-Jan-19	18-Jan-19	
BALOCHISTAN			KABDULAH	5	9-Jun-19	31-Dec-19
			JAFARABAD	3	28-May-19	18-Dec-19
			NSIRABAD	1	5-Dec-19	5-Dec-19
		MASTUNG	1	18-Nov-19	18-Nov-19	
		HARNAI	1	27-Sep-19	27-Sep-19	
PUNJAB		QUETTA	1	6-Jul-19	6-Jul-19	
		LAHORE	5	20-Jan-19	28-Dec-19	
		DGKHAN	4	2-Dec-19	25-Dec-19	
SINDH		OKARA	1	8-Dec-19	8-Dec-19	
		MUZFARGARH	1	26-Nov-19	26-Nov-19	
		JHELUM	1	21-Jun-19	21-Jun-19	
		THATTA	1	26-Dec-19	26-Dec-19	
		DADU	2	6-Dec-19	26-Dec-19	
		LARKANA	3	17-Apr-19	24-Dec-19	
		JAMSHORO	3	23-Aug-19	22-Dec-19	
		JACOBABAD	1	19-Dec-19	19-Dec-19	
		MIRPURKHAS	4	17-Nov-19	18-Dec-19	
		KAMBAR	3	2-Nov-19	14-Dec-19	
		BADIN	1	28-Nov-19	28-Nov-19	
		T.ALLAHYAR	1	10-Nov-19	10-Nov-19	
		KHIKAMARI	1	29-Oct-19	29-Oct-19	
		SUKKUR	1	27-Oct-19	27-Oct-19	
		KHIJAMSHEED	1	24-Oct-19	24-Oct-19	
		SBENAZIRABAD	1	19-Oct-19	19-Oct-19	
SUJAWAL		1	25-Sep-19	25-Sep-19		
KHIORANGI		2	20-Aug-19	26-Aug-19		
HYDERABAD		2	20-Jul-19	5-Aug-19		
KHIGIQBAL	1	29-Apr-19	29-Apr-19			
KHILAYARI	1	25-Feb-19	25-Feb-19			
2019 Total			147	15-Jan-19	31-Dec-19	

World Health Organization – Regional Office for Eastern Mediterranean

AFP SURVEILLANCE

10-Aug-20

Week 32, ending 09 August 2020

Number 1140

Table 11: Circulating VDPV cases and date of onset of paralysis in EMR countries by districts 2019-2020

COUNTRY	YEAR	PROVINCE	DISTRICT	Count	First Case	Last Case		
AFG	2020	FARAH	BAKWA	1	1-Jun-20	1-Jun-20		
			CHA HARASYAB	1	06-Jul-20	06-Jul-20		
			BAGRAMI	1	06-Jul-20	06-Jul-20		
			NURISTAN	KAMDESH	1	21-Jun-20	21-Jun-20	
				ALIKHEL (JAJI)	1	18-Jun-20	18-Jun-20	
		BADAKHSAN	KESHM	1	23-Apr-20	23-Apr-20		
		LAGHMAN	QARGHAYI	1	25-Jun-20	25-Jun-20		
			ALINGAR	4	11-Jun-20	15-Jun-20		
			ALISHANG	1	24-May-20	24-May-20		
			MEHTERLAM	2	20-May-20	13-Jun-20		
			KUNAR	SHIGAL WA SHEL TAN	1	27-Jun-20	27-Jun-20	
		WATAPUR		1	1-Jul-20	1-Jul-20		
		NARANG		1	1-May-20	1-May-20		
		NURGAL		1	6-Apr-20	6-Apr-20		
		NANGARHAR		JALALABAD	1	28-Jun-20	28-Jun-20	
			ACHIN	5	25-May-20	14-Jun-20		
			CHAPARHAR	2	11-May-20	01-Jun-20		
			BEHSUD	6	22-Apr-20	28-Jun-20		
			RODAT	2	18-Apr-20	15-Jun-20		
			LALPUR	3	30-Apr-20	21-May-20		
			BATIKOT	1	5-Feb-20	5-Feb-20		
			SHINWAR	6	27-Mar-20	12-Jun-20		
			MUHMAND DARA	4	6-Apr-20	26-May-20		
			KAMA	2	4-Apr-20	30-Apr-20		
		DEHBALA	1	18-Apr-20	18-Apr-20			
		DAR-E-NUR	1	16-Apr-20	16-Apr-20			
		PAK	2020	SINDH	KHIGADAP	1	11-Jun-20	11-Jun-20
					KHIBALDIA	1	15-May-20	15-May-20
					KHISITE	1	2-May-20	2-May-20
				BALOCHISTAN	QUETTA	1	29-Feb-20	29-Feb-20
PUNJAB	MUZAFFARGARTH			1	08-Jun-20	08-Jun-20		
	ATTOCK			1	30-May-20	30-May-20		
	RAWALPINDI			1	18-Jan-20	18-Jan-20		
	FAISALABAD			3	5-Feb-20	14-Mar-20		
	KHYBER PAKHTUNKHWA			TANK	1	24-May-20	24-May-20	
DIRUPPER				1	12-Apr-20	12-Apr-20		
WAZIR-S				1	21-Mar-20	21-Mar-20		
PESHAWAR				6	2-Jan-20	10-Apr-20		
BAJOUR				3	3-Jan-20	30-Jan-20		
KHYBER				15	12-Jan-20	1-Mar-20		
NOWSHERA				4	18-Jan-20	1-Mar-20		
LAKKI MARWAT	5	27-Jan-20	26-Feb-20					
MARDAN	1	2-Jan-20	2-Jan-20					
DIR LOWER	3	2-Feb-20	25-Mar-20					
BANNU	2	3-Jan-20	13-Feb-20					
Total 2020				104	2-Jan-20	6-Jul-20		
PAK	2019	PUNJAB	GUJRANWALA	1	22-Nov-19	22-Nov-19		
			KHYBER	3	12-Dec-19	28-Dec-19		
			MOHMAND	3	12-Dec-19	21-Dec-19		
		KHYBER PAKHTUNKHWA	BAJOUR	1	1-Dec-19	1-Dec-19		
			PESHAWAR	1	8-Dec-19	8-Dec-19		
			LAKKI MARWAT	1	13-Dec-19	13-Dec-19		
			CHARSADA	1	3-Nov-19	3-Nov-19		
			KOHISTANUPPER	1	27-Oct-19	27-Oct-19		
			KOHISTANLOWER	2	6-Oct-19	11-Oct-19		
			TORGHAR	3	4-Sep-19	17-Dec-19		
			CDA	1	11-Sep-19	11-Sep-19		
		ISLAMABAD	GILGIT BALTISTAN	DIAMER	4	7-Jul-19	28-Aug-19	
		SOM	BARI	BOSSASO	1	8-May-19	8-May-19	
			TOGDHER	BUHODLE	1	21-Apr-19	21-Apr-19	
			SOOL	LAS ANOD	1	15-Mar-19	15-Mar-19	
Total 2019				25	15-Mar-19	28-Dec-19		

VDPV2 isolates, EMR countries, 2020

