

Highlights of Polio Fax Bulletin No. 1138 for Week 30 2020

I. Salient features

1. Polio eradication teams at the Regional and Country levels are contributing into COVID19 Response, particularly in areas of surveillance (field and laboratory), data analysis, communications and coordination.
2. Wild Poliovirus Type-1 (WPV1):
 - No new WPV1 cases reported this week, accordingly the total number of WPV1 cases remains in the region to 94 (Afghanistan – 34 and Pakistan – 60).
 - 13 new WPV1 positive environmental samples reported this week, all from Pakistan.
3. Vaccine Derived Poliovirus (VDPV):
 - 2 new cVDPV2 cases reported this week from Pakistan.
 - 15 new cVDPV2 positive environmental samples reported this week, ten from Afghanistan and five from Pakistan.

II. Wild Poliovirus Transmission

Endemic countries (Pakistan & Afghanistan): Following was reported this week:

- a. *Human samples:* No new wild poliovirus cases reported this week. Total WPV1 cases in 2020 to date is 94 (34 from Afghanistan and 60 from Pakistan). This compares with 70 cases in 2019 in the same period (15 from Afghanistan and 55 from Pakistan).
 - Afghanistan: In 2020, 34 WPV1 cases are reported so far - 11 cases from Hilmand province; seven from Kandahar province, four from Farah province; three from Uruzgan province; 2 from Herat province; and one each from Zabul, Nimroz, Laghman, Kunar, Badakhshan, Balkh, and Badghis provinces. The most recent case has onset of paralysis on 29 June 2020.
 - Pakistan: In 2020, 60 WPV1 cases are reported so far, 21 cases from Khyber Pakhtunkhwa (KP) province, 20 from Sindh, 15 from Balochistan and 4 from Punjab province. The most recent case has onset of paralysis on 29 June 2020.
- b. *Environmental samples:* 13 new WPV1 positive environmental samples reported this week, all from Pakistan.
 - Afghanistan: In 2020 to date, there are 22 WPV1 positive environmental samples including one combined (WPV1 and cVDPV2) with most recent sample collected on 25 June 2020.
 - Pakistan: In 2020 to date, there are 257 WPV1 positive environmental samples including 23 combined (WPV1 and cVDPV2) and 3 combined (WPV1 and aVDPV2) with most recent positive sample collected on 14 July 2020.

III. Vaccine Derived Polioviruses (VDPVs)

1. Afghanistan: No new VDPV cases reported, but 10 new cVDPV2 positive environmental samples were reported this week.

Human samples: In 2020 to date, there are 29 cVDPV2 cases; 24 reported from Nangarhar province and two each from Kunar and Laghman provinces and one from Badakhshan, with most recent case's onset on 8 June 2020.

Environment: In 2020 to date, 36 cVDPV2 positive environmental samples including 1 combined (WPV1 and cVDPV2) were reported: 27 from Jalalabad, six from Batikot, one from Behsud districts, Nangarhar province, one from Kabul district, Kabul province and one from Asadabad district, Kandahar province; with most recent collection on 8 June 2020. Also, there is one aVDPV2 isolate detected in the environment from Lashkargah district, Hilmand province, with stool collection on 27 May 2020.

2. Pakistan: Two new cVDPV2 cases and 5 positive environmental samples were reported this week.
Human samples: The 2 newly reported cases are from Muzaffargarh district, Punjab province, and Karachi Gadap town, Sindh province, with dates of onset 8 and 11 June 2020 respectively.
 In 2020 to date, there are 52 cVDPV2 cases reported. Cases include 42 from KP province, 6 from Punjab province, 3 from Sindh province and 1 from Balochistan province, with most recent case's onset on 11 June 2020.

Environment: In 2020, there are 32 positive environmental samples for cVDPV2 so far (including 23 combined WPV1 and cVDPV2), the most recent sample collected on 10 June 2020. Also, there are four aVDPV2 isolates detected in the environment samples, which include three combined (WPV1 + aVDPV2). The most recent aVDPV2 positive environmental sample was collected on 10 April 2020.
3. SOMALIA: No new VDPV cases or positive environmental samples reported this week.
 In 2020 to date: No cVDPV2 cases. There are 13 cVDPV2 positive environmental samples reported, the most recent collected on 19 May 2020.

IV. Surveillance performance indicators

In 2020, 12 out of 22 member states are meeting the global target of both key surveillance indicators, namely non polio AFP rate of 2 per 100,000 children aged below 15 years and percent AFP cases with adequate specimen 80% and above. This compares with 19 countries meeting the both indicators in the same period in 2019. There is a decline in reporting of AFP cases due to COVID-19 Pandemic.

- Djibouti is missing both indicators and has not reported any AFP case in 2020 to date.
- Morocco and Tunisia are, also, missing both indicators as their non-polio AFP rate is 1.4 for both countries and their percentage of AFP cases with adequate stool specimens is 66.7% and 61.9%, respectively.
- Egypt, Jordan, Oman, Palestine, Qatar and Saudi Arabia have a non-polio AFP rate of 1.9, 1.0, 1.7, 0.7, 0.4, and 1.3 respectively.
- Note: Sudan has a non-polio AFP rate of 1.7 in this analysis which does not include few cases reported at the state level but not included in the country line-list communicated to POL EMR due to operational reasons. Per country team's latest weekly report, it is 2.1. Efforts are afoot to deal with this inconsistency.

World Health Organization – Regional Office for Eastern Mediterranean

AFP SURVEILLANCE

27-Jul-20

Week 30, ending 26 July 2020

Number 1138

Table 1: Acute Flaccid Paralysis (AFP) cases by week of onset

Country	Reported AFP cases by week of onset - Week (30/20) / Ending on : 26/07/2020														
	Total AFP 2018	Total AFP 2019	Total AFP to date, 2020	W19 10 May 20	W20 17 May 20	W21 23 May 20	W22 31 May 20	W23 7 Jun 20	W24 14 Jun 20	W25 21 Jun 20	W26 28 Jun 20	W27 5 Jul 20	W28 12 Jul 20	W29 19 Jul 20	W30 26 Jul 20
Afghanistan	3378	3768	1922	63	57	34	53	71	82	79	92	87	83	62	10
Bahrain	35	17	10	0	1	1	0	0	0	0	0	0	0	0	0
Djibouti	0	5	0	0	0	0	0	0	0	0	0	0	0	0	0
Egypt	1246	1343	421	15	18	1	7	22	18	10	0	0	0	0	0
Iran	896	1070	322	8	14	16	8	10	8	7	8	6	0	2	0
Iraq	1023	1157	270	7	8	2	6	4	6	8	2	2	4	3	0
Jordan ****	115	113	22	0	0	0	0	2	0	1	0	0	0	0	0
Kuwait	72	48	18	0	0	1	0	0	1	1	2	0	0	0	0
Lebanon ****	89	87	28	0	0	1	0	2	0	0	0	0	0	0	0
Libya	122	107	57	1	1	1	2	1	1	1	0	3	3	0	0
Morocco	212	247	72	2	0	1	2	3	2	0	3	1	2	0	0
Oman	28	30	11	0	1	0	0	0	1	0	0	0	0	0	0
Pakistan	12276	15216	6025	173	173	125	162	178	143	138	123	130	127	37	0
Palestine ****	44	62	8	0	0	0	0	0	0	0	0	1	0	0	0
Qatar	10	9	1	0	0	0	0	0	0	1	0	0	0	0	0
Saudi Arabia	242	236	64	0	0	0	2	4	2	0	2	0	0	3	0
Somalia	353	361	207	3	6	6	5	7	7	10	3	2	2	1	0
Sudan	579	608	179	0	3	1	2	4	5	4	5	4	6	0	0
Syria ****	362	377	215	8	6	7	5	10	22	4	11	10	8	3	1
Tunisia	68	79	21	0	1	2	0	0	2	0	2	0	0	0	0
U.A.E	40	50	15	0	0	0	1	1	0	0	1	0	1	0	0
Yemen	730	779	357	9	5	7	10	9	8	8	15	16	12	13	0
Total EMR	21920	25769	10245	289	294	206	265	328	308	272	269	262	248	124	11

No data = No report received

Table 2: Confirmed polio cases by month of onset

Country	Total year 2018	Total year 2019	26/07		Confirmed polio cases by month of onset											
			2019	2020	August 2019	September 2019	October 2019	November 2019	December 2019	January 2020	February 2020	March 2020	April 2020	May 2020	June 2020	July 2020
Afghanistan	21	29	15	34	2	3	1	7	1	2	3	7		12	10	
Bahrain	0	0	0	0	0	0	0	0	0	0	0	0	0	0	0	0
Djibouti	0	0	0	0	0	0	0	0	0	0	0	0	0	0	0	0
Egypt	0	0	0	0	0	0	0	0	0	0	0	0	0	0	0	0
Iran	0	0	0	0	0	0	0	0	0	0	0	0	0	0	0	0
Iraq	0	0	0	0	0	0	0	0	0	0	0	0	0	0	0	0
Jordan ****	0	0	0	0	0	0	0	0	0	0	0	0	0	0	0	0
Kuwait	0	0	0	0	0	0	0	0	0	0	0	0	0	0	0	0
Lebanon ****	0	0	0	0	0	0	0	0	0	0	0	0	0	0	0	0
Libya	0	0	0	0	0	0	0	0	0	0	0	0	0	0	0	0
Morocco	0	0	0	0	0	0	0	0	0	0	0	0	0	0	0	0
Oman	0	0	0	0	0	0	0	0	0	0	0	0	0	0	0	0
Pakistan	12	147	55	60	14	5	17	23	32	18	17	7	6	6	6	0
Palestine ****	0	0	0	0	0	0	0	0	0	0	0	0	0	0	0	0
Qatar	0	0	0	0	0	0	0	0	0	0	0	0	0	0	0	0
Saudi Arabia	0	0	0	0	0	0	0	0	0	0	0	0	0	0	0	0
Somalia	0	0	0	0	0	0	0	0	0	0	0	0	0	0	0	0
Sudan	0	0	0	0	0	0	0	0	0	0	0	0	0	0	0	0
Syria ****	0	0	0	0	0	0	0	0	0	0	0	0	0	0	0	0
Tunisia	0	0	0	0	0	0	0	0	0	0	0	0	0	0	0	0
U.A.E	0	0	0	0	0	0	0	0	0	0	0	0	0	0	0	0
Yemen	0	0	0	0	0	0	0	0	0	0	0	0	0	0	0	0
Total EMR	33	176	70	94	16	8	18	30	33	20	20	14	6	18	16	0

**** UNRWA cases are included with those of country of residence

AFP SURVEILLANCE

Week 30, ending 26 July 2020

27-Jul-20

Number 1138

Table 3: Investigation of AFP cases with paralysis onset in 2019 & 2020 up to Week (30/20) / Ending on : 26/07/2020

COUNTRY	2019												2020												Latest line List Date
	AFP									Specimen	Wild cases ****		AFP									Specimen	Wild cases ****		
	Total AFP cases onset 2019	Case classification					Non polio AFP rate **	AFP cases pending classification > 90 days from onset of paralysis	AFP cases pending classification and lab > 90 days from onset of paralysis	% with *** adequate specimens	Wild P1 Poliovirus	Wild P3 Poliovirus	Total AFP cases onset 2020	Case classification					Annualized Non polio AFP rate **	AFP cases pending classification > 90 days from onset of paralysis	AFP cases pending classification and lab > 90 days from onset of paralysis	% with *** adequate specimens	Wild P1 Poliovirus	Wild P3 Poliovirus	
		Total Confirmed Polio Cases *	Polio Compatible	Pending Classification	Discarded (non polio AFP)	VDPV								Total Confirmed Polio Cases *	Polio Compatible	Pending Classification	Discarded (non polio AFP)	VDPV							
Afghanistan	3768	29	1	0	3738	0	18.1	0	0	94.1	29	0	1922	34	0	324	1535	30	15.7	30	2	94.6	34	0	26/07/2020
Bahrain	17	0	0	0	17	0	5.9	0	0	100.0	0	0	10	0	0	6	4	0	6.1	3	3	90.0	0	0	26/07/2020
Djibouti	5	0	0	0	5	0	1.4	0	0	80.0	0	0	0	0	0	0	0	0	0.0	0	0		0	0	26/07/2019
Egypt	1343	0	0	0	1343	0	3.6	0	0	93.4	0	0	421	0	0	7	414	0	1.9	0	0	95.2	0	0	22/07/2020
Iran	1070	0	0	0	1069	1	5.2	0	0	97.1	0	0	322	0	0	9	313	0	2.7	0	0	99.4	0	0	26/07/2020
Iraq	1157	0	0	0	1157	0	7.4	0	0	94.3	0	0	270	0	0	14	256	0	2.9	1	0	91.9	0	0	24/07/2020
Jordan	113	0	0	0	113	0	3.9	0	0	100.0	0	0	22	0	0	1	21	0	1.0	0	0	100.0	0	0	16/07/2020
Kuwait	48	0	0	0	48	0	5.4	0	0	89.6	0	0	18	0	0	3	15	0	3.6	0	0	77.8	0	0	19/07/2020
Lebanon	87	0	0	0	87	0	4.7	0	0	89.7	0	0	28	0	0	11	17	0	2.6	8	7	96.4	0	0	22/06/2020
Libya	107	0	0	0	107	0	4.3	0	0	98.1	0	0	57	0	0	11	45	1	4.0	0	0	100.0	0	0	25/07/2020
Morocco	247	0	0	0	247	0	2.8	0	0	84.2	0	0	72	0	0	36	36	0	1.4	20	7	66.7	0	0	24/07/2020
Oman	30	0	0	0	30	0	2.7	0	0	80.0	0	0	11	0	0	0	11	0	1.7	0	0	100.0	0	0	26/07/2020
Pakistan	15216	147	6	0	15040	23	19.3	0	0	86.6	147	0	6025	60	6	482	5423	54	13.4	134	0	88.6	60	0	26/07/2020
Palestine	62	0	0	0	62	0	3.3	0	0	98.4	0	0	8	0	0	2	6	0	0.7	1	0	100.0	0	0	20/07/2020
Qatar	9	0	0	0	9	0	2.2	0	0	88.9	0	0	1	0	0	1	0	0	0.4	0	0	100.0	0	0	25/07/2020
Saudi Arabia	236	0	0	0	236	0	2.8	0	0	93.2	0	0	64	0	0	17	47	0	1.3	0	0	93.8	0	0	26/07/2020
Somalia	361	0	0	0	358	3	5.7	0	0	95.6	0	0	207	0	0	24	182	1	4.5	2	2	96.6	0	0	19/07/2020
Sudan	608	0	0	0	608	0	3.4	0	0	96.4	0	0	179	0	0	70	109	0	1.7	29	22	95.5	0	0	26/07/2020
Syria	377	0	0	0	377	0	4.8	0	0	88.1	0	0	215	0	0	26	189	0	4.7	0	0	92.6	0	0	25/07/2020
Tunisia	79	0	0	0	78	1	2.9	0	0	74.7	0	0	21	0	0	6	15	0	1.4	0	0	61.9	0	0	24/07/2020
U.A.E	50	0	0	0	50	0	4.0	0	0	90.0	0	0	15	0	0	4	11	0	2.1	0	0	100.0	0	0	26/07/2020
Yemen	779	0	0	9	770	0	5.5	9	6	89.0	0	0	357	0	0	251	105	1	4.5	130	123	91.6	0	0	25/07/2020
EMR	25769	176	7	9	25549	28	10.1	9	6	89.5	176	0	10245	94	6	1305	8754	87	6.9	358	166	90.8	94	0	
2018	21920	33	4	0	21868	15	8.7	0	0	89.8	33	0													

* Confirmed polio cases refer to wild isolation from AFP cases or from contacts of negative index AFP cases

** Non-polio AFP per 100,000 children <15 years

*** Adequate here refers to two stool specimens collected at least 24 hours apart, within 14 days of paralysis onset and specimens received in the lab in Good Condition

**** AFP cases co infected with P1 and P3 are counted separately as wild isolates

World Health Organization – Regional Office for Eastern Mediterranean

AFP SURVEILLANCE

27-Jul-20

Week 30, ending 26 July 2020

Number 1138

COUNTRY	2019						2020					
	# OF CONTACTS	LAB RESULTS					# OF CONTACTS	LAB RESULTS				
		WILD	VDPV	SL	NPEV	PENDING		WILD	VDPV	SL	NPEV	PENDING
AFG	1138	8	0	48	202	0	492	11	5	19	56	82
BAH	0	0	0	0	0	0	1	0	0	0	0	1
DJI	1	0	0	0	0	0	0	0	0	0	0	0
EGY	498	0	0	8	57	0	119	0	0	7	4	7
IRN	216	0	0	4	7	0	9	0	0	0	0	0
IRQ	603	0	0	12	39	6	131	0	0	0	8	0
JOR	0	0	0	0	0	0	0	0	0	0	0	0
KUW	0	0	0	0	0	0	0	0	0	0	0	0
LEB	24	0	0	0	3	0	0	0	0	0	0	0
LIB	6	0	0	0	3	0	0	0	0	0	0	0
MOR	85	0	0	3	1	30	8	0	0	0	0	6
OMA	78	0	0	2	28	0	35	0	0	2	6	0
PAK	5497	26	9	248	959	0	2458	14	6	231	330	75
PAL	0	0	0	0	0	0	0	0	0	0	0	0
QAT	0	0	0	0	0	0	0	0	0	0	0	0
SAA	44	0	0	1	0	0	9	0	0	1	0	0
SOM	1081	0	1	45	141	5	620	0	0	12	75	82
SUD	402	0	0	1	31	90	32	0	0	0	2	7
SYR	813	0	0	23	36	0	231	0	0	11	9	0
TUN	27	0	0	0	2	0	2	0	0	0	0	1
UAE	0	0	0	0	0	0	0	0	0	0	0	0
YEM	423	0	0	6	63	27	129	0	0	0	4	118
EMR	10936	34	10	401	1572	158	4276	25	11	283	494	379

Table 4 (B): Most recent wild contacts in EMRO, 2019-2020

Year	Country	Data	
		Count of wild contacts	Date of Most Recent stool collection
2020	Afghanistan	11	29/May/20
	Pakistan	14	19/Jun/20
2020 Total		25	19/Jun/20
2019	Afghanistan	8	17/Aug/19
	Pakistan	26	26/Dec/19
2019 Total		34	26/Dec/19

Table 4 (C): Number of distribution by district of -ve index AFP cases identified as wild positive by contact in EMR, 2019-2020

YEAR	COUNTRY	PROVINCE	DISTRICT	COUNT	First case	Last case	
2020	AFG	KANDAHAR HILMAND NIMROZ FARAH	NESH	1	23-May-20	23-May-20	
			WASHER	1	4-Jan-20	4-Jan-20	
			KHASHROD	1	28-Feb-20	28-Feb-20	
			ANARDARA	1	06-May-20	06-May-20	
2020	PAK	PUNJAB KHYBER PAKHTUNKHWA (KP) SINDH	DG KHAN	1	18-Jan-20	18-Jan-20	
			KARAK	1	20-Jan-20	20-Jan-20	
			JACOBABAD	1	07-Feb-20	07-Feb-20	
2020 Total				7	04-Jan-20	23-May-20	
2019	AFG	URUZGAN HILMAND	TIRINKOT	1	2-Aug-19	2-Aug-19	
			MUSAQALAH	1	05-Jun-19	05-Jun-19	
			SANGIN	1	06-Mar-19	06-Mar-19	
	PAK	PUNJAB	DG KHAN	2	2-Dec-19	10-Dec-19	
			KHIORANGI	1	28-Aug-19	28-Aug-19	
		SINDH	SUJAWAL	1	25-Sep-19	25-Sep-19	
			JAMSHORO	1	09-Oct-19	09-Oct-19	
			T. ALLAHYAR	1	10-Nov-19	10-Nov-19	
			KAMBAR	1	02-Nov-19	02-Nov-19	
			MIRPURKHAS	2	01-Dec-19	18-Dec-19	
			LARKANA	1	24-Dec-19	24-Dec-19	
			JACOBABAD	1	19-Dec-19	19-Dec-19	
			BALOCHSITAN	MASTUNG	1	18-Nov-19	18-Nov-19
				KILLABDULLAH	2	2-Jul-19	19-Nov-19
				BANNU	1	13-Nov-19	13-Nov-19
			KHYBER PAKHTUNKHWA (KP)	SWABI	1	17-Nov-19	17-Nov-19
				TANK	1	30-Oct-19	30-Oct-19
				LAKKIMRWAT	3	27-May-19	04-Oct-19
				TORGHAR	1	25-May-19	25-May-19
2019 Total				24	06-Mar-19	24-Dec-19	

AFP SURVEILLANCE

Week 30, ending 26 July 2020

20-Jul-20

Number 1138

Table 5: Laboratory investigation of AFP cases with paralysis onset in 2020 up to Week (30/2020) / Ending on : (26/07/2020)

Country	Polio laboratories ITD / Nucleotide Sequencing (Nucleotide Sequencing performed by EGY, PAK, TUN, CDC and RIVM laboratories)	AFP cases with specimens	Preliminary virus isolation results of AFP cases						Poliovirus intratypic differentiation results #											Indicators				Latest report Date		
			Referred for ITD		NPEV only	Negative	Pending		Type 1			Type 2			Type 3			Discordant pending sequence	NPEV by PCR	Non-EV	Pending ITD	% specimens positive for NPEV*	% AFP cases with culture results within 14 days		% AFP cases with ITD results within 7 days	% AFP cases with ITD results within 45 days of onset**
			L20B+	L20B+/NPEV			received < / = 14 days	received > 14 days ago	Wild	Sabin	VDPV	Wild	Sabin	VDPV	Wild	Sabin	VDPV									
Afghanistan	RRL Pakistan	1849	169	18	210	1265	183	4	31	75			2	35		71			1		12	11%	88%	100%	98%	26/07/2020
Bahrain	NPL Oman / CDC																									19/07/2020
Djibouti	NPL Kenya / CDC																									26/07/2020
Egypt***	RRL Egypt	464	16	5	31	390	17	5	16	8					9			2	3		6%	97%	100%	99%	21/07/2020	
Iran	NPL Iran / CDC	330	4		4	314	8			3					2						1%	100%	100%	100%	25/07/2020	
Iraq	RRL Egypt	266			30	226	6	4													11%	94%		100%	23/07/2020	
Jordan	NPL Jordan / RRL EGYPT	22			4	18															18%	100%		100%	26/07/2020	
Kuwait	RRL Kuwait / RIVM	19				18		1													2%	72%		94%	23/07/2020	
Lebanon	NPL Jordan / RRL EGYPT	19			5	14															26%	100%		100%	26/07/2020	
Libya	RRL Tunisia / RIVM	51	4			47									3	1					0%	100%	100%	76%	16/07/2020	
Morocco	NPL Morocco / RRL Tunisia	57			1	56															1%	100%		98%	24/07/2020	
Oman	NPL Oman / CDC	11			2	9															16%	100%		100%	19/07/2020	
Pakistan	RRL Pakistan	5940	450	39	673	4572	194	3	57	126			136	51		198		1	1	1	2	10%	93%	99%	97%	26/07/2020
Palestine & UNRWA		8				8															0%	38%		100%	20/07/2020	
Qatar	NPL Oman / CDC	1				1															0%	100%		100%	19/07/2020	
Saudi Arabia	NPL Saudi Arabia / CDC	64				62	1	1													0%	100%		100%	19/07/2020	
Somalia	NPL Kenya / CDC	207	4	2	36	141	2	22		2	1				5						21%	7%		97%	19/07/2020	
Sudan	NPL Sudan / RRL Egypt	213	2		13	99	91	8													13%	100%			26/07/2020	
Syria	NPL Syria / RRL Egypt	210	10		5	178	16	1													3%	100%			23/07/2020	
Tunisia	RRL Tunisia	17				17															0%	100%		94%	16/07/2020	
U.A.E	NPL Oman / CDC	10				10															0%	100%		60%	19/07/2020	
Yemen	NPL Kenya / CDC	123	8		23	73	19			2	1				5				1		22%	94%	63%	0%	25/07/2020	
Total EMR 2020		9881	667	64	1037	7518	537	49	88	216	2		138	86		293	1	1	4	5	14	10%	91%	99%	96%	
Total EMR 2019		24835	1052	100	3659	19986		26	152	575	1		46	24		625	1	3	21	6	1	13%	95%	99%	96%	

* Specimens from all sources including non-AFP cases, excluding environmental samples

** This indicator reflects surveillance and laboratory activities

Table 6: Environmental isolate by year and type

COUNTRY	LAB RESULTS	2016	2017	2018	2019	2020
AFG	Wild	2	42	83	56	21
	Wild+cVDPV2					1
	cVDPV2					35
	aVDPV2					1
	EV/SL	177	265	248	200	97
Negative	6	9	5	3	3	
Pending					27	
AFG Total		185	316	336	259	185
EGY	cVDPV3					1
	EV/SL	492	481	508	666	237
	Negative	36	41	32	34	21
	Pending					38
EGY Total		528	522	540	700	297
IRN	Wild				3	
	EV/SL		5	51	65	13
	Negative		1	3	3	
	Pending					2
IRN Total		6	54	71	15	
JOR	EV/SL	2	29	36	36	10
	Negative		2			1
	Pending					1
JOR Total		2	31	36	36	12
KUW	EV/SL			3	3	
	Pending				8	
KUW Total			3	11		
LEB	EV/SL	2	26	44	44	9
	Negative	2	1	1	3	2
LEB Total		4	27	45	47	11
PAK	Wild	59	105	139	367	231
	Wild+cVDPV2	2			10	23
	Wild+aVDPV2	1	1		2	3
	cVDPV2	2			25	9
	aVDPV2	3	4		2	1
	EV/SL	456	523	531	421	162
	Negative	6		3	4	4
	Pending					35
PAK Total	529	633	673	831	468	
SOM	cVDPV2		2	19	5	13
	cVDPV3			11		
	aVDPV2			2	1	
	EV/SL		20	43	28	8
	Negative		14	138	29	21
Pending					2	
SOM Total		36	213	63	44	
SUD	EV/SL			15	42	13
	Negative				1	2
	Pending				17	10
SUD Total			15	60	25	
SYR	EV/SL		4	81	155	90
	Negative			21	30	15
	Pending					7
SYR Total		4	102	185	112	
TOTAL		1248	1575	2017	2263	1169

Table 7: Environmental Wild/VPV isolate by site 2019-2020

YEAR	COUNTRY	LAB RESULTS	PROVINCE	Count	First date	Last date		
2019	AFG	Wild	HILMAND	19	6/Jan/19	25/Dec/19		
			KANDAHAR	24	6/Jan/19	25/Dec/19		
			NANGARHAR	13	26/Jan/19	25/Dec/19		
	AFG Total			56	6/Jan/19	25/Dec/19		
	IRN	Wild	S & B	3	22/Apr/19	20/May/19		
				3	22/Apr/19	20/May/19		
	PAK	Wild	BALOCHISTAN	72	1/Jan/19	20/Dec/19		
			GBALTISTAN	1	9/Dec/19	9/Dec/19		
			ISLAMABAD	3	12/Apr/19	21/Aug/19		
			KPAKHTUNKHWA	40	8/Jan/19	28/Dec/19		
			PUNJAB	97	5/Jan/19	17/Dec/19		
			SINDH	154	2/Jan/19	17/Dec/19		
			Wild+cVDPV2	KPAKHTUNKHWA	1	31/Dec/19	31/Dec/19	
				PUNJAB	5	6/Aug/19	16/Dec/19	
			SINDH	4	7/Oct/19	18/Dec/19		
			cVDPV2	GBALTISTAN	5	24/Aug/19	6/Nov/19	
				ISLAMABAD	1	12/Nov/19	12/Nov/19	
				KPAKHTUNKHWA	8	9/Oct/19	24/Dec/19	
				PUNJAB	10	21/Aug/19	17/Dec/19	
			aVDPV2	SINDH	1	19/Dec/19	19/Dec/19	
PUNJAB	2	11/Apr/19		18/Dec/19				
PAK Total			404	1/Jan/19	31/Dec/19			
SOM	cVDPV2	BANADIR	5	10/Nov/19	22/Dec/19			
		BANADIR	1	3/Feb/19	3/Feb/19			
SOM Total			6	3/Feb/19	22/Dec/19			
2019 Total			469	1/Jan/19	31/Dec/19			
2020	AFG	Wild	HILMAND	7	1/Jan/20	25/Jan/20		
			HIRAT	2	26/Apr/20	27/May/20		
			KANDAHAR	10	28/Jan/20	25/Jan/20		
			KHOST	1	25/Apr/20	25/Apr/20		
			NANGARHAR	1	26/Jan/20	26/Jan/20		
			NANGARHAR	1	8/Jan/20	8/Jan/20		
			KABUL	1	26/Apr/20	26/Apr/20		
			KUNAR	1	6/Jan/20	6/Jan/20		
			NANGARHAR	33	7/Jan/20	8/Jan/20		
			HILMAND	1	27/May/20	27/May/20		
	AFG Total			58	1/Jan/20	25/Jan/20		
	EGY	cVDPV3	GIZA	1	31/May/20	31/May/20		
	EGY Total			1	31/May/20	31/May/20		
	PAK	Wild	AJK	1	25/Feb/20	25/Feb/20		
			BALOCHISTAN	56	1/Jan/20	2/Jul/20		
			GBALTISTAN	1	12/May/20	12/May/20		
			ISLAMABAD	1	16/Jan/20	16/Jan/20		
			KPAKHTUNKHWA	12	28/Jan/20	26/Jan/20		
			PUNJAB	71	4/Jan/20	14/Jul/20		
			SINDH	89	3/Jan/20	14/Jul/20		
			Wild+cVDPV2	BALOCHISTAN	2	1/Feb/20	2/Mar/20	
				KPAKHTUNKHWA	1	11/Mar/20	11/Mar/20	
				PUNJAB	5	4/Jan/20	5/Jan/20	
				SINDH	15	3/Jan/20	10/Jan/20	
			cVDPV2	BALOCHISTAN	1	2/Jan/20	2/Jan/20	
				KPAKHTUNKHWA	4	10/Jan/20	17/Apr/20	
				PUNJAB	2	16/Jan/20	17/Apr/20	
				SINDH	2	8/Jan/20	10/Jan/20	
			aVDPV2	KPAKHTUNKHWA	1	10/Apr/20	10/Apr/20	
					264	1/Jan/20	14/Jul/20	
			SOM	cVDPV2	BANADIR	13	5/Jan/20	19/May/20
			SOM Total			13	5/Jan/20	19/May/20
			2020 Total			336	1/Jan/20	14/Jul/20

Figure 1: Non Polio AFP Rate and Wild Virus in EMR 01/01/2020 - 26/07/2020

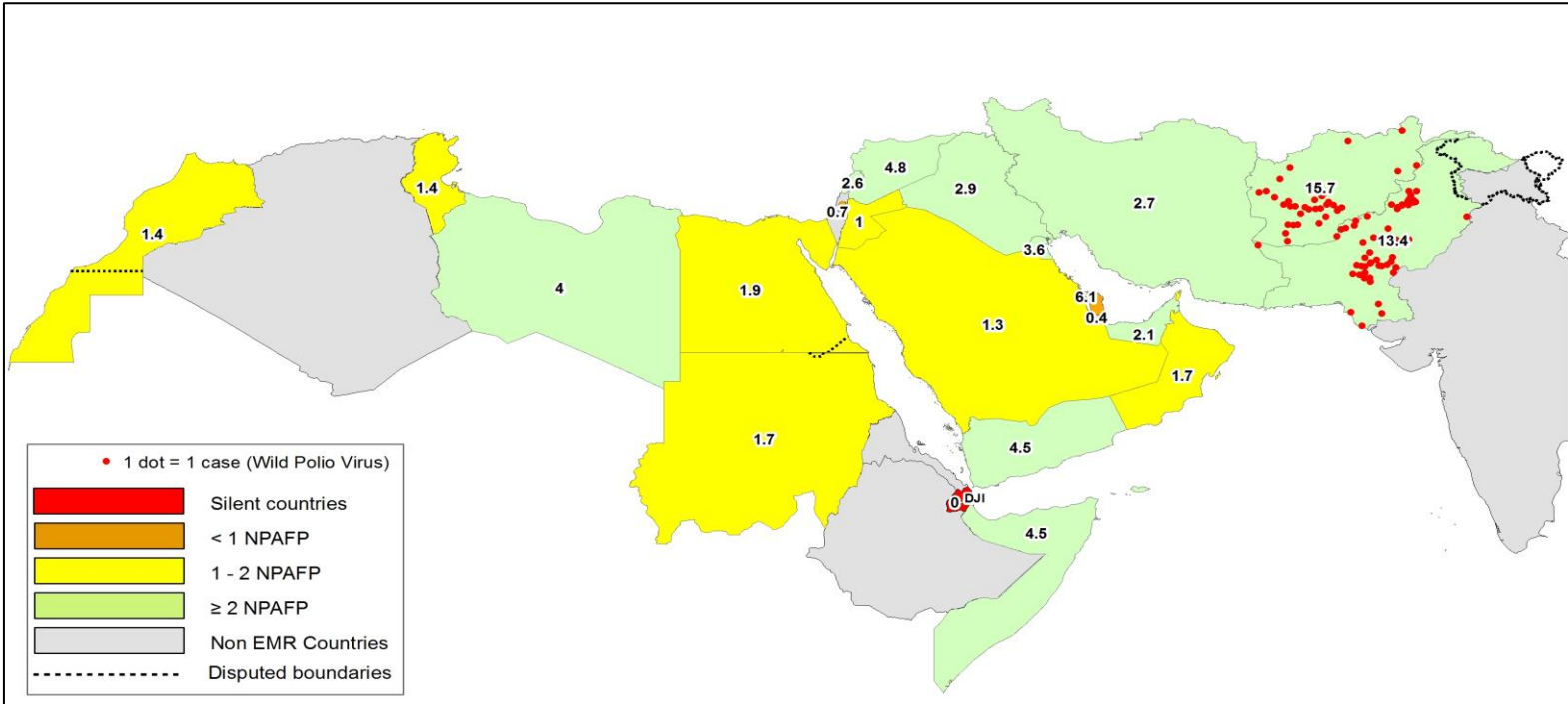


Figure 2: Percent of AFP cases with Adequate Samples & Compatible Cases in EMR 01/01/2020 - 26/07/2020

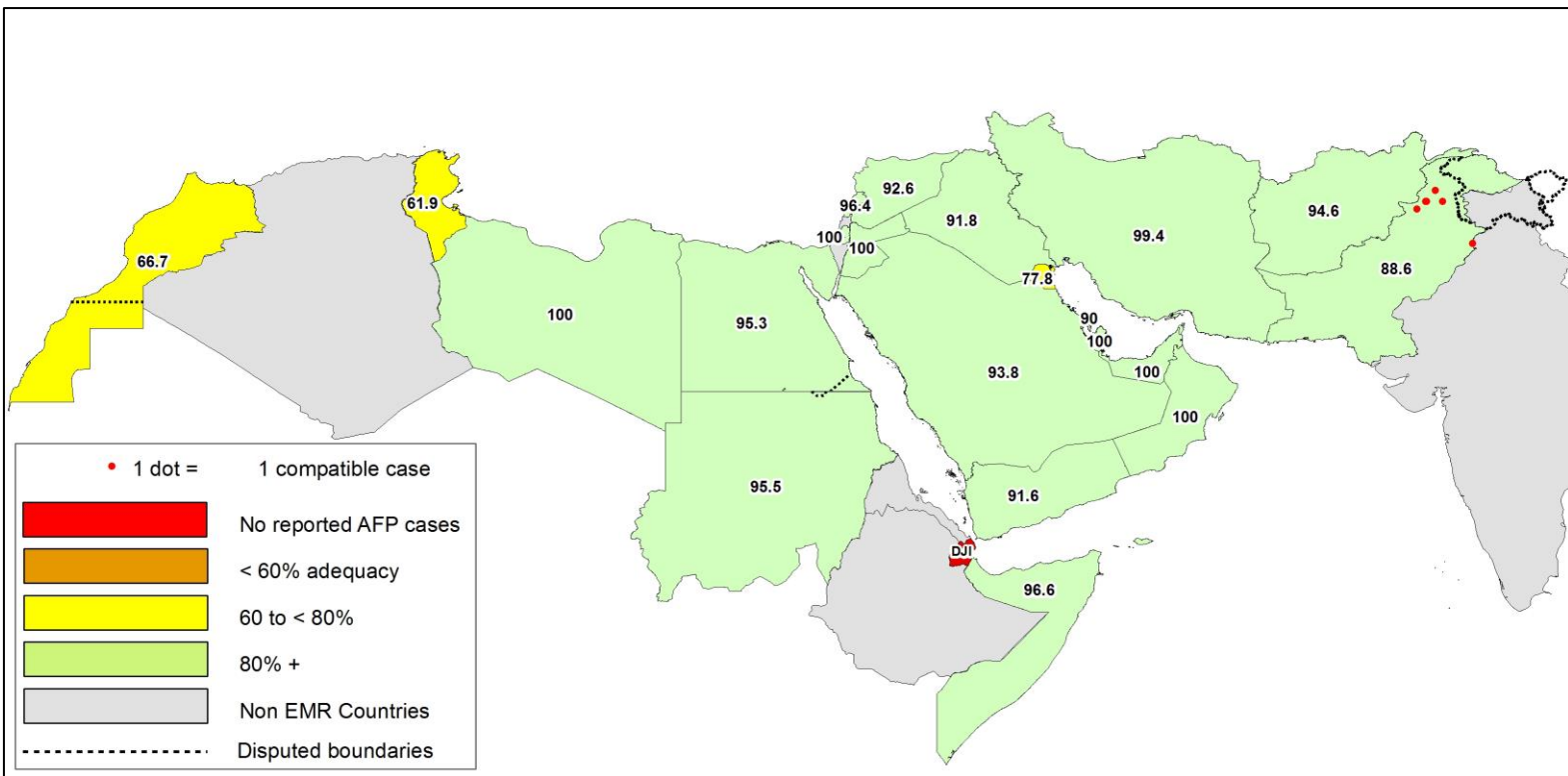


Table 8: Wild polio cases by country and date of onset of paralysis in EMR, 2019 - 2020

Year	COUNTRY	Count	First Case	Last Case
2020	AFG	34	4-Jan-20	29-Jun-20
	PAK	60	1-Jan-20	29-Jun-20
2020 Total		94	1-Jan-20	29-Jun-20
2019	AFG	29	4-Jan-19	7-Dec-19
	PAK	147	15-Jan-19	31-Dec-19
2019 Total		176	4-Jan-19	31-Dec-19

Figure 3: Non Polio AFP rate by Province in Afghanistan & by District in Pakistan 01/01/2020 - 26/07/2020

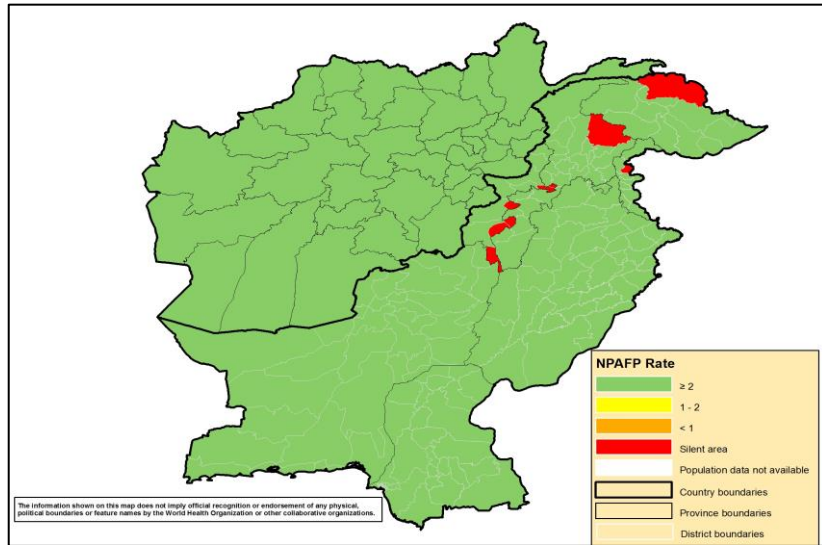


Figure 4: Percent of AFP cases with Adequate Samples in Afghanistan by Province & Pakistan by District 01/01/2020 - 26/07/2020

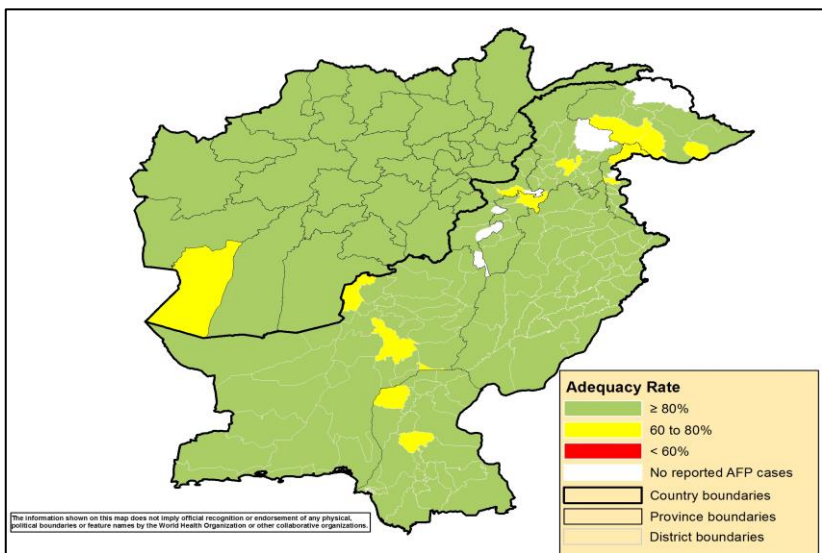
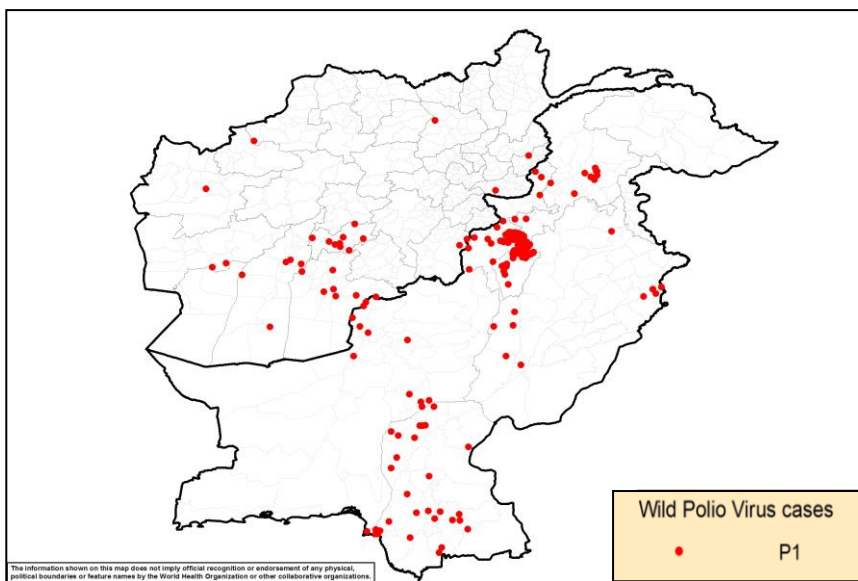
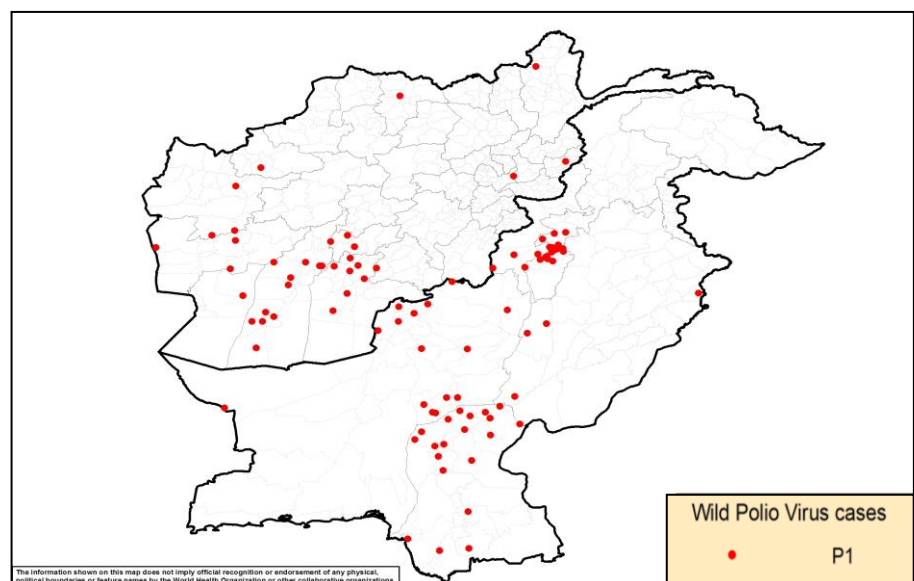


Figure 5: Wild Virus Cases by Type & District in Afghanistan & Pakistan

5(a) 01/01/2019 - 31/12/2019



5(b) 01/01/2020 - 26/07/2020



World Health Organization – Regional Office for Eastern Mediterranean
AFP SURVEILLANCE
Week 30, ending 26 July 2020

27-Jul-20
Number 1138

Table 9: Wild Polio cases by district and date of onset of paralysis, Afghanistan 2019-2020

ONSETYR	PROVINCE	DISTRICT	Count	First case	Last case
2020	BALKH	DEHDADI	1	15-Mar-20	15-Mar-20
	HIRAT	PASHTUNZARGHUN	1	29-Jun-20	29-Jun-20
		SHINDAND	1	21-Mar-20	21-Mar-20
	FARAH	BALABULUK	2	11-May-20	17-May-20
		ANARDARA	1	6-May-20	6-May-20
		BAKWA	1	4-Feb-20	4-Feb-20
	BADGHIS	QADIS	1	13-May-20	13-May-20
	KUNAR	SHIGAL WA SHELTA	1	5-Mar-20	5-Mar-20
	LAGHMAN	MEHTARLAM	1	10-Feb-20	10-Feb-20
	KANDAHAR	KANDAHAR	1	22-Jun-20	22-Jun-20
		PANJWAYI	1	10-Jun-20	10-Jun-20
		SHAHWALIKOT	3	4-Mar-20	6-Jun-20
		NESH	1	23-May-20	23-May-20
		GHORAK	1	19-Mar-20	19-Mar-20
	ZABUL	MIZAN	1	21-Jan-20	21-Jan-20
	HILMAND	WASHER	2	4-Jan-20	13-Jun-20
		KAJAKI	1	10-Jun-20	10-Jun-20
		REG	4	25-May-20	3-Jun-20
		DEH-E-SHU	1	27-May-20	27-May-20
		NAWZAD	1	11-May-20	11-May-20
		SANGIN	1	7-May-20	7-May-20
		NAD-E-ALI	1	1-May-20	1-May-20
	URUZGAN	SHAHID-E-HASSAS	2	14-Jun-20	24-Jun-20
		TIRINKOT	1	28-May-20	28-May-20
	NIMROZ	KHASHROD	1	28-Feb-20	28-Feb-20
	BADAKHSHAN	YAWAN	1	10-Mar-20	10-Mar-20
	2020 Total			34	4-Jan-20
2019	HIRAT	PASHTUNZARGHUN	1	19-Nov-19	19-Nov-19
	FARAH	BAKWA	2	14-Nov-19	25-Nov-19
	BADGHIS	BALAMURGHAB	1	17-Oct-19	17-Oct-19
	NANGARHAR	KHOGYANI	1	18-Sep-19	18-Sep-19
	KUNAR	WATAPUR	1	8-May-19	8-May-19
	PAKTIKA	BERMEL	2	15-Sep-19	28-Sep-19
	KANDAHAR	SHAHWALIKOT	1	7-Dec-19	7-Dec-19
		SPINBOLDAK	2	4-Jan-19	22-Nov-19
		KANDAHAR	2	17-Aug-19	10-Nov-19
		GHORAK	1	12-Jan-19	12-Jan-19
	HILMAND	GARMSER	1	26-May-19	26-May-19
		MUSAQALAH	1	5-May-19	5-May-19
		NAWZAD	1	3-Apr-19	3-Apr-19
		WASHER	1	23-Mar-19	23-Mar-19
		SANGIN	1	6-Mar-19	6-Mar-19
	URUZGAN	KHASURUZGAN	1	2-Nov-19	2-Nov-19
		TIRINKOT	4	19-May-19	2-Aug-19
CHORA		3	20-Mar-19	23-Jul-19	
SHAHID-E-HASSAS		1	25-Feb-19	25-Feb-19	
BAGHLAN	PUL-E- KHUMRI	1	14-Nov-19	14-Nov-19	
2019 Total			29	4-Jan-19	7-Dec-19

World Health Organization – Regional Office for Eastern Mediterranean
AFP SURVEILLANCE
Week 30, ending 26 July 2020

27-Jul-20
Number 1138

Table 10: Wild Polio cases by district and date of onset of paralysis, Pakistan 2019-2020

ONSETYR	PROVINCE	DISTRICT	Count	First case	Last case	
2020	KHYBER PAKHTUNKHWA	WAZIR-S	2	21-Feb-20	8-Jun-20	
		BANNU	1	27-Apr-20	27-Apr-20	
		TANK	4	11-Jan-20	15-Mar-20	
		KARAK	2	20-Jan-20	13-Mar-20	
		LAKKIMRWT	12	2-Jan-20	9-Mar-20	
	BALOCHISTAN	KABDULAH	2	11-May-20	29-Jun-20	
		CHAGHAI	1	4-Jun-20	4-Jun-20	
		DUKKI	1	26-May-20	26-May-20	
		PISHIN	3	31-Jan-20	26-May-20	
		JHALMAGSI	1	19-Apr-20	19-Apr-20	
		ZHOB	2	22-Feb-20	13-Apr-20	
		NSIRABAD	2	3-Jan-20	13-Apr-20	
		SOHBATPUR	1	12-Feb-20	12-Feb-20	
		JAFARABAD	1	12-Feb-20	12-Feb-20	
		SIBI	1	7-Feb-20	7-Feb-20	
		PUNJAB	LAHORE	1	12-Jun-20	12-Jun-20
	RAJANPUR		1	2-Jun-20	2-Jun-20	
	DGKHAN		2	18-Jan-20	4-May-20	
	SINDH	KHILANDHI	1	9-Jun-20	9-Jun-20	
		LARKANA	1	21-May-20	21-May-20	
		GHOTKI	3	2-Mar-20	18-May-20	
		KAMBAR	3	8-Jan-20	11-Apr-20	
		KHAIRPUR	1	27-Mar-20	27-Mar-20	
		JACOBABAD	3	7-Feb-20	16-Mar-20	
		NFEROZ	2	8-Feb-20	22-Feb-20	
		SHIKARPUR	1	11-Feb-20	11-Feb-20	
		KASHMORE	2	16-Jan-20	3-Feb-20	
		T.ALLAHYAR	1	7-Jan-20	7-Jan-20	
		SUJAWAL	1	7-Jan-20	7-Jan-20	
		BADIN	1	1-Jan-20	1-Jan-20	
		2020 Total			60	1-Jan-20
	2019	KHYBER PAKHTUNKHWA	LAKKIMRWT	32	27-May-19	31-Dec-19
DIKHAN			4	5-May-19	21-Dec-19	
MOHMAND			1	20-Dec-19	20-Dec-19	
TANK			6	11-Oct-19	18-Dec-19	
BANNU			26	15-Jan-19	30-Nov-19	
SWABI			1	17-Nov-19	17-Nov-19	
WAZIR-N			9	4-Apr-19	10-Oct-19	
TORGHAR			7	25-May-19	13-Sep-19	
WAZIR-S			1	20-Aug-19	20-Aug-19	
HANGU			2	20-Jan-19	28-Jul-19	
CHARSADA			1	21-Jul-19	21-Jul-19	
SHANGLA			1	18-May-19	18-May-19	
KHYBER			1	14-Feb-19	14-Feb-19	
BAJOUR			1	18-Jan-19	18-Jan-19	
BALOCHISTAN			KABDULAH	5	9-Jun-19	31-Dec-19
			JAFARABAD	3	28-May-19	18-Dec-19
			NSIRABAD	1	5-Dec-19	5-Dec-19
			MASTUNG	1	18-Nov-19	18-Nov-19
		HARNAI	1	27-Sep-19	27-Sep-19	
		QUETTA	1	6-Jul-19	6-Jul-19	
PUNJAB		LAHORE	5	20-Jan-19	28-Dec-19	
		DGKHAN	4	2-Dec-19	25-Dec-19	
		OKARA	1	8-Dec-19	8-Dec-19	
		MUZFARGARH	1	26-Nov-19	26-Nov-19	
		JHELUM	1	21-Jun-19	21-Jun-19	
SINDH		THATTA	1	26-Dec-19	26-Dec-19	
		DADU	2	6-Dec-19	26-Dec-19	
		LARKANA	3	17-Apr-19	24-Dec-19	
		JAMSHORO	3	23-Aug-19	22-Dec-19	
		JACOBABAD	1	19-Dec-19	19-Dec-19	
		MIRPURKHAS	4	17-Nov-19	18-Dec-19	
		KAMBAR	3	2-Nov-19	14-Dec-19	
		BADIN	1	28-Nov-19	28-Nov-19	
		T.ALLAHYAR	1	10-Nov-19	10-Nov-19	
		KHIKAMARI	1	29-Oct-19	29-Oct-19	
		SUKKUR	1	27-Oct-19	27-Oct-19	
		KHIJAMSHEED	1	24-Oct-19	24-Oct-19	
		SBENAZIRABAD	1	19-Oct-19	19-Oct-19	
		SUJAWAL	1	25-Sep-19	25-Sep-19	
		KHIORANGI	2	20-Aug-19	26-Aug-19	
		HYDERABAD	2	20-Jul-19	5-Aug-19	
	KHIGIQBAL	1	29-Apr-19	29-Apr-19		
KHILAYARI	1	25-Feb-19	25-Feb-19			
2019 Total			147	15-Jan-19	31-Dec-19	

World Health Organization – Regional Office for Eastern Mediterranean

AFP SURVEILLANCE

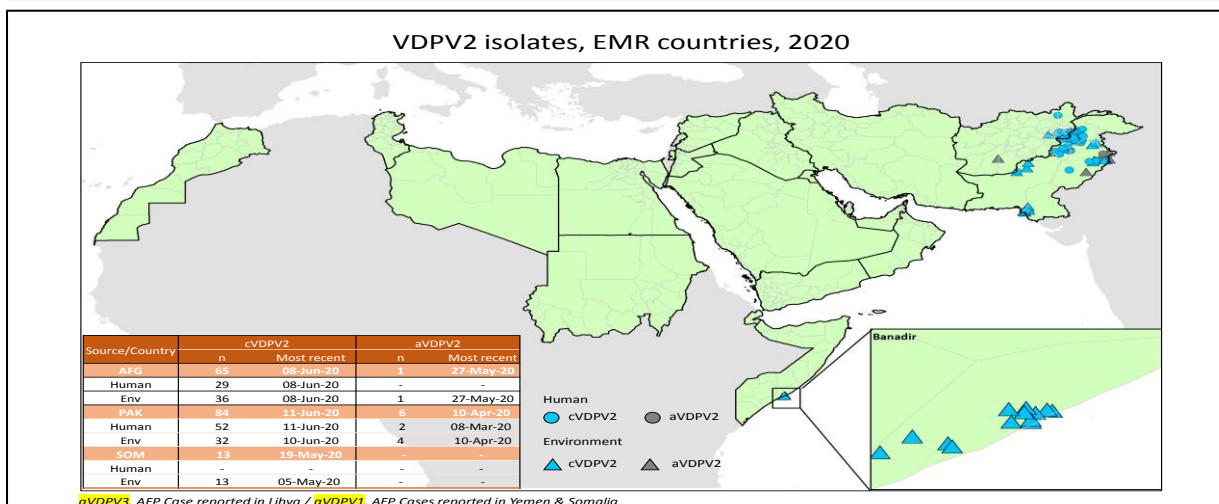
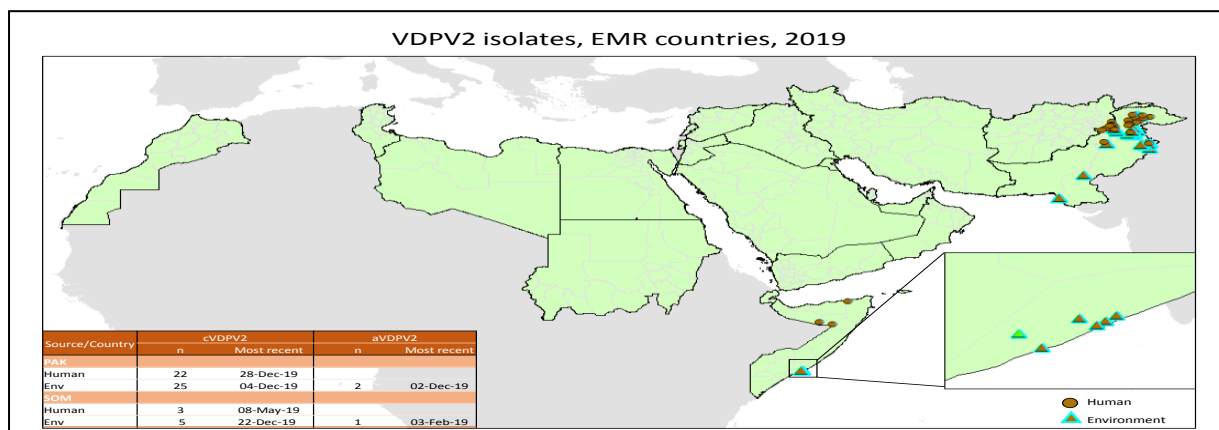
27-Jul-20

Week 30, ending 26 July 2020

Number 1138

Table 11: Circulating VDPV cases and date of onset of paralysis in EMR countries by districts 2019-2020

COUNTRY	YEAR	PROVINCE	DISTRICT	Count	First Case	Last Case
AFG	2020	BADAKHSAN	KESHEM	1	23-Apr-20	23-Apr-20
			ALISHANG	1	24-May-20	24-May-20
			LAGHMAN	1	20-May-20	20-May-20
		KUNAR	NARANG	1	1-May-20	1-May-20
			NURGAL	1	6-Apr-20	6-Apr-20
		NANGARHAR	ACHIN	2	25-May-20	08-Jun-20
			CHAPARHAR	2	11-May-20	01-Jun-20
			BEHSUD	2	28-Apr-20	04-Jun-20
			RODAT	1	18-Apr-20	18-Apr-20
			LAPUR	3	30-Apr-20	21-May-20
			BATIKOT	1	5-Feb-20	5-Feb-20
			SHINWAR	5	27-Mar-20	22-May-20
			Muhmand Dara	4	6-Apr-20	26-May-20
			Kama	2	4-Apr-20	30-Apr-20
			Dehbala	1	18-Apr-20	18-Apr-20
Dar-e-Nur	1	16-Apr-20	16-Apr-20			
PAK	2020	SINDH	KHIGADAP	1	11-Jun-20	11-Jun-20
			KHIBALDIA	1	15-May-20	15-May-20
			KHISITE	1	2-May-20	2-May-20
		BALOCHISTAN	1	29-Feb-20	29-Feb-20	
		PUNJAB	MUZAFFARGARTH	1	08-Jun-20	08-Jun-20
			ATTCOK	1	30-May-20	30-May-20
		KHYBER PAKHTUNKHWA	RAWALPINDI	1	18-Jan-20	18-Jan-20
			FAISALABAD	3	5-Feb-20	14-Mar-20
			TANK	1	24-May-20	24-May-20
			DIRUPPER	1	12-Apr-20	12-Apr-20
			WAZIR-S	1	21-Mar-20	21-Mar-20
			PESHAWAR	6	2-Jan-20	10-Apr-20
			BAJOUR	3	3-Jan-20	30-Jan-20
			KHYBER	15	12-Jan-20	1-Mar-20
			NOWSHERA	4	18-Jan-20	1-Mar-20
LAKKI MARWAT	5		27-Jan-20	26-Feb-20		
MARDAN	1	2-Jan-20	2-Jan-20			
DIR LOWER	3	2-Feb-20	25-Mar-20			
BANNU	2	3-Jan-20	13-Feb-20			
Total 2020				81	2-Jan-20	11-Jun-20
PAK	2019	PUNJAB	GUJRANWALA	1	22-Nov-19	22-Nov-19
			KHYBER	3	12-Dec-19	28-Dec-19
			MOHMAND	3	12-Dec-19	21-Dec-19
		KHYBER PAKHTUNKHWA	BAJOUR	1	1-Dec-19	1-Dec-19
			PESHAWAR	1	8-Dec-19	8-Dec-19
			LAKKI MARWAT	1	13-Dec-19	13-Dec-19
			CHARSADA	1	3-Nov-19	3-Nov-19
			KOHISTANUPPER	1	27-Oct-19	27-Oct-19
		ISLAMABAD	KOHISTANLOWER	2	6-Oct-19	11-Oct-19
			TORGHAR	3	4-Sep-19	17-Dec-19
			CDA	1	11-Sep-19	11-Sep-19
		GILGIT BALTISTAN	DIAMER	4	7-Jul-19	28-Aug-19
		SOM	BARI	1	8-May-19	8-May-19
			TOGDHER	1	21-Apr-19	21-Apr-19
			SOOL	1	15-Mar-19	15-Mar-19
Total 2019				25	15-Mar-19	28-Dec-19



cVDPV3, AFP Case reported in Libya / aVDPV1, AFP Cases reported in Yemen & Somalia