

Highlights of Polio Fax Bulletin No. 1137 for Week 29 2020

I. Salient features

1. Polio eradication teams at the Regional and Country levels are contributing into COVID19 Response, particularly in areas of surveillance (field and laboratory), data analysis, communications and coordination.
2. Wild Poliovirus Type-1 (WPV1):
 - Seven new WPV1 cases reported this week, five from Afghanistan and two from Pakistan bringing the total number of WPV1 cases in the region to 94 (Afghanistan – 34 and Pakistan – 60).
 - 13 new WPV1 positive environmental samples reported this week, five from Afghanistan and eight from Pakistan.
3. Vaccine Derived Poliovirus (VDPV):
 - No new VDPV isolates from human or environmental samples reported this week.

II. Wild Poliovirus Transmission

Endemic countries (Pakistan & Afghanistan): Following was reported this week:

- a. *Human samples:* Seven new WPV1 cases reported this week, five from Afghanistan and two from Pakistan. Total WPV1 cases in 2020 to date is 94 (34 from Afghanistan and 60 from Pakistan). This compares with 66 cases in 2019 in the same period (14 from Afghanistan and 52 from Pakistan).

- Afghanistan: Five new WPV1 cases reported this week and details are as follows:

Case (1): Reported from Panjwai district, Kandahar province, with date of onset 10 June 2020. The case is a 23-month old female child. The child reportedly received 5 OPV doses from routine and 7+ doses from supplementary immunization activities (SIAs).

Case (2): Reported from Shahid-e-Hassas district, Uruzgan province, with date of onset 14 June 2020. The case is a 24-month old male child. The child did not reportedly receive any OPV doses neither from routine nor from SIAs.

Case (3): Reported from Kandahar (Dand) district, Kandahar province, with date of onset 22 June 2020. The case is a 10-month old female child. The child reportedly received 5 OPV doses from SIAs and none from routine.

Case (4): Reported from Shahid-e-Hassas district, Uruzgan province, with date of onset 24 June 2020. The case is an 18-month old male child. The child reportedly received only 1 OPV dose from SIAs and none from routine.

Case (5): Reported from Pashtonzarghoon district, Hirat province, with date of onset 29 June 2020. The case is a 108-month old male child. The child reportedly received 7+ OPV doses from SIAs and none from routine.

In 2020, 34 WPV1 cases are reported so far - 11 cases from Hilmand province; seven from Kandahar province, four from Farah province; three from Uruzgan province; 2 from Herat province; and one each from Zabul, Nimroz, Laghman, Kunar, Badakhshan, Balkh, and Badghis provinces. The most recent case has onset of paralysis on 29 June 2020.

- Pakistan: Two new WPV1 cases reported this week and details are as follows:

Case (1): Reported from Lahore district, Punjab province, with date of onset 12 June 2020. The case is a 26-month old male child. The child reportedly received 3 OPV doses from routine and 7+ doses from routine.

Case (2): Reported from Kila Abdullah, Balochistan province, with date of onset 29 June 2020. The case is a 17-month old female child. The child did not reportedly receive any OPV doses neither from routine nor from SIAs.

In 2020, 60 WPV1 cases are reported so far, 21 cases from Khyber Pakhtunkhwa (KP) province, 20 from Sindh, 15 from Balochistan and 4 from Punjab province. The most recent case has onset of paralysis on 29 June 2020.

b. *Environmental samples*: 13 new WPV1 positive environmental samples reported this week, five from Afghanistan and eight from Pakistan.

- Afghanistan: In 2020 to date, there are 22 WPV1 positive environmental samples including one combined (WPV1 and cVDPV2) with most recent sample collected on 25 June 2020.
- Pakistan: In 2020 to date, there are 244 WPV1 positive environmental samples including 21 combined (WPV1 and cVDPV2) and 3 combined (WPV1 and aVDPV2) with most recent positive sample collected on 6 July 2020.

III. Vaccine Derived Polioviruses (VDPVs)

1. Afghanistan: No new VDPV isolates from human or environmental samples reported this week.
Human samples: In 2020 to date, there are 29 cVDPV2 cases; 24 reported from Nangarhar province and two each from Kunar and Laghman provinces and one from Badakhshan, with most recent case's onset on 8 June 2020.

Environment: In 2020 to date, 26 cVDPV2 positive environmental samples including 1 combined (WPV1 and cVDPV2) were reported: 21 from Jalalabad, four from Batikot districts, Nangarhar province, and one from Kabul district, Kabul province; with most recent collection on 5 May 2020.

2. Pakistan: No new VDPV isolates from human or environmental samples reported this week.
Human samples:
In 2020 to date, there are 50 cVDPV2 cases reported. Cases include 42 from KP province, 5 from Punjab province, 2 from Sindh province and 1 from Balochistan province, with most recent case's onset on 30 May 2020.

Environment: In 2020, there are 27 positive environmental samples for cVDPV2 so far (including 21 combined WPV1 and cVDPV2), the most recent sample collected on 14 May 2020. The most recent cVDPV2 positive environmental sample was collected on 10 April 2020.

3. SOMALIA: No new VDPV cases or positive environmental samples reported this week.
In 2020 to date: No cVDPV2 cases. There are 13 cVDPV2 positive environmental samples reported, the most recent collected on 19 May 2020.

IV. Surveillance performance indicators

In 2020, 13 out of 22 member states are meeting the global target of both key surveillance indicators, namely non polio AFP rate of 2 per 100,000 children aged below 15 years and percent AFP cases with adequate specimen 80% and above. This compares with 19 countries meeting the both indicators in the same period in 2019. There is a decline in reporting of AFP cases due to COVID-19 Pandemic.

- Djibouti is missing both indicators and has not reported any AFP case in 2020 to date.
- Morocco and Tunisia are, also, missing both indicators as their non-polio AFP rate is 1.4 and 1.3 and their percentage of AFP cases with adequate stool specimens is 67.1% and 68.4%, respectively.
- Jordan, Oman, Palestine, Qatar, Saudi Arabia and Sudan have a non-polio AFP rate of 1.0, 1.8, 0.7, 0.4, 1.3, and 1.2 respectively.

World Health Organization – Regional Office for Eastern Mediterranean

AFP SURVEILLANCE

20-Jul-20

Week 29, ending 19 July 2020

Number 1137

Table 1: Acute Flaccid Paralysis (AFP) cases by week of onset

Country	Reported AFP cases by week of onset - Week (29/20) / Ending on : 19/07/2020														
	Total AFP 2018	Total AFP 2019	Total AFP to date, 2020	W18 3 May 20	W19 10 May 20	W20 17 May 20	W21 23 May 20	W22 31 May 20	W23 7 Jun 20	W24 14 Jun 20	W25 21 Jun 20	W26 28 Jun 20	W27 5 Jul 20	W28 12 Jul 20	W29 19 Jul 20
Afghanistan	3378	3768	1819	63	64	57	34	53	71	82	78	90	81	52	9
Bahrain	35	17	10	1	0	1	1	0	0	0	0	0	0	0	0
Djibouti	0	5	0	0	0	0	0	0	0	0	0	0	0	0	0
Egypt	1246	1343	421	24	15	18	1	7	22	18	10	0	0	0	
Iran	896	1070	316	7	8	14	16	8	10	8	7	5	5	0	
Iraq	1023	1157	266	8	7	8	2	6	4	6	8	2	2	2	1
Jordan ****	115	113	22	0	0	0	0	0	2	0	1	0	0	0	
Kuwait	72	48	18	1	0	0	1	0	0	1	1	2	0	0	0
Lebanon ****	89	87	28	0	0	0	1	0	2	0					
Libya	122	107	57	2	1	1	1	2	1	1	1	0	3	3	
Morocco	212	247	70	2	2	0	1	2	3	2	0	3	0	1	
Oman	28	30	11	0	0	1	0	0	0	1	0	0	0	0	0
Pakistan	12276	15216	5878	161	172	173	124	162	177	139	136	119	117	48	0
Palestine ****	44	62	7	0	0	0	0	0	0	0					
Qatar	10	9	1	0	0	0	0	0	0	0	1	0	0	0	
Saudi Arabia	242	236	61	5	0	0	0	2	4	2	0	2	0	0	
Somalia	353	361	207	4	3	6	6	5	7	7	10	3	2	2	1
Sudan	579	608	121												
Syria ****	362	377	208	5	8	6	7	5	10	22	4	11	9	6	
Tunisia	68	79	19	2	0	1	2	0	0	2	0	0	0	0	
U.A.E	40	50	15	0	0	0	0	1	1	0	0	1	0	1	0
Yemen	730	779	340	9	9	5	7	10	8	8	8	15	15	9	1
Total EMR	21920	25769	9895	294	289	291	204	263	322	299	265	253	234	124	12

No data = No report received

Table 2: Confirmed polio cases by month of onset

Country	Total year 2018	Total year 2019	19/07		Confirmed polio cases by month of onset											
			2019	2020	August 2019	September 2019	October 2019	November 2019	December 2019	January 2020	February 2020	March 2020	April 2020	May 2020	June 2020	July 2020
Afghanistan	21	29	14	34	2	3	1	7	1	2	3	7		12	10	
Bahrain	0	0	0	0	0	0	0	0	0	0	0	0	0	0	0	0
Djibouti	0	0	0	0	0	0	0	0	0	0	0	0	0	0	0	0
Egypt	0	0	0	0	0	0	0	0	0	0	0	0	0	0	0	0
Iran	0	0	0	0	0	0	0	0	0	0	0	0	0	0	0	0
Iraq	0	0	0	0	0	0	0	0	0	0	0	0	0	0	0	0
Jordan ****	0	0	0	0	0	0	0	0	0	0	0	0	0	0	0	0
Kuwait	0	0	0	0	0	0	0	0	0	0	0	0	0	0	0	0
Lebanon ****	0	0	0	0	0	0	0	0	0	0	0	0	0	0	0	0
Libya	0	0	0	0	0	0	0	0	0	0	0	0	0	0	0	0
Morocco	0	0	0	0	0	0	0	0	0	0	0	0	0	0	0	0
Oman	0	0	0	0	0	0	0	0	0	0	0	0	0	0	0	0
Pakistan	12	147	52	60	14	5	17	23	32	18	17	7	6	6	6	
Palestine ****	0	0	0	0	0	0	0	0	0	0	0	0	0	0	0	0
Qatar	0	0	0	0	0	0	0	0	0	0	0	0	0	0	0	0
Saudi Arabia	0	0	0	0	0	0	0	0	0	0	0	0	0	0	0	0
Somalia	0	0	0	0	0	0	0	0	0	0	0	0	0	0	0	0
Sudan	0	0	0	0	0	0	0	0	0	0	0	0	0	0	0	0
Syria ****	0	0	0	0	0	0	0	0	0	0	0	0	0	0	0	0
Tunisia	0	0	0	0	0	0	0	0	0	0	0	0	0	0	0	0
U.A.E	0	0	0	0	0	0	0	0	0	0	0	0	0	0	0	0
Yemen	0	0	0	0	0	0	0	0	0	0	0	0	0	0	0	0
Total EMR	33	176	66	94	16	8	18	30	33	20	20	14	6	18	16	0

**** UNRWA cases are included with those of country of residence

AFP SURVEILLANCE

Week 29, ending 19 July 2020

20-Jul-20

Number 1137

Table 3: Investigation of AFP cases with paralysis onset in 2019 & 2020 up to Week (29/20) / Ending on : 19/07/2020

COUNTRY	2019												2020												Latest line List Date
	AFP									Specimen	Wild cases ****		AFP									Specimen	Wild cases ****		
	Total AFP cases onset 2019	Case classification					Non polio AFP rate **	AFP cases pending classification > 90 days from onset of paralysis	AFP cases pending classification and lab > 90 days from onset of paralysis		% with *** adequate specimens	Wild P1 Poliovirus	Wild P3 Poliovirus	Total AFP cases onset 2020	Case classification					Annualized Non polio AFP rate **	AFP cases pending classification > 90 days from onset of paralysis		AFP cases pending classification and lab > 90 days from onset of paralysis	% with *** adequate specimens	
		Total Confirmed Polio Cases *	Polio Compatible	Pending Classification	Discarded (non polio AFP)	VDPV				Total Confirmed Polio Cases *					Polio Compatible	Pending Classification	Discarded (non polio AFP)	VDPV							
Afghanistan	3768	29	1	0	3738	0	18.1	0	0	94.1	29	0	1819	34	0	318	1438	29	15.3	28	3	94.8	34	0	19/07/2020
Bahrain	17	0	0	0	17	0	5.9	0	0	100.0	0	0	10	0	0	6	4	0	6.3	3	3	90.0	0	0	19/07/2020
Djibouti	5	0	0	0	5	0	1.4	0	0	80.0	0	0	0	0	0	0	0	0	0.0	0	0		0	0	19/07/2019
Egypt	1343	0	0	0	1343	0	3.6	0	0	93.4	0	0	421	0	0	9	412	0	2.0	0	0	95.2	0	0	16/07/2020
Iran	1070	0	0	0	1069	1	5.2	0	0	97.1	0	0	316	0	0	11	305	0	2.8	0	0	99.4	0	0	18/07/2020
Iraq	1157	0	0	0	1157	0	7.4	0	0	94.3	0	0	266	0	0	15	251	0	3.0	2	0	91.7	0	0	18/07/2020
Jordan	113	0	0	0	113	0	3.9	0	0	100.0	0	0	22	0	0	1	21	0	1.0	0	0	100.0	0	0	16/07/2020
Kuwait	48	0	0	0	48	0	5.4	0	0	89.6	0	0	18	0	0	3	15	0	3.7	0	0	77.8	0	0	19/07/2020
Lebanon	87	0	0	0	87	0	4.7	0	0	89.7	0	0	28	0	0	11	17	0	2.7	8	7	96.4	0	0	19/06/2020
Libya	107	0	0	0	107	0	4.3	0	0	98.1	0	0	57	0	0	11	45	1	4.1	0	0	100.0	0	0	18/07/2020
Morocco	247	0	0	0	247	0	2.8	0	0	84.2	0	0	70	0	0	34	36	0	1.4	20	7	67.1	0	0	10/07/2020
Oman	30	0	0	0	30	0	2.7	0	0	80.0	0	0	11	0	0	0	11	0	1.8	0	0	100.0	0	0	19/07/2020
Pakistan	15216	147	6	0	15040	23	19.3	0	0	86.6	147	0	5878	60	4	513	5249	52	13.6	169	0	88.9	60	0	19/07/2020
Palestine	62	0	0	0	62	0	3.3	0	0	98.4	0	0	7	0	0	1	6	0	0.7	1	0	100.0	0	0	14/06/2020
Qatar	9	0	0	0	9	0	2.2	0	0	88.9	0	0	1	0	0	1	0	0	0.4	0	0	100.0	0	0	12/07/2020
Saudi Arabia	236	0	0	0	236	0	2.8	0	0	93.2	0	0	61	0	0	16	45	0	1.3	0	0	93.4	0	0	12/07/2020
Somalia	361	0	0	0	358	3	5.7	0	0	95.6	0	0	207	0	0	24	182	1	4.7	2	2	96.6	0	0	19/07/2020
Sudan	608	0	0	0	608	0	3.4	0	0	96.4	0	0	121	0	0	12	109	0	1.2	12	8	96.7	0	0	16/04/2020
Syria	377	0	0	0	377	0	4.8	0	0	88.1	0	0	208	0	0	31	177	0	4.8	0	0	92.8	0	0	18/07/2020
Tunisia	79	0	0	0	78	1	2.9	0	0	74.7	0	0	19	0	0	4	15	0	1.3	0	0	68.4	0	0	17/07/2020
U.A.E	50	0	0	0	50	0	4.0	0	0	90.0	0	0	15	0	0	4	11	0	2.2	0	0	100.0	0	0	19/07/2020
Yemen	779	0	0	9	770	0	5.5	9	6	89.0	0	0	340	0	0	234	105	1	4.4	122	115	91.8	0	0	18/07/2020
EMR	25769	176	7	9	25549	28	10.1	9	6	89.5	176	0	9895	94	4	1259	8454	84	6.9	367	145	91.0	94	0	
2018	21920	33	4	0	21868	15	8.7	0	0	89.8	33	0													

* Confirmed polio cases refer to wild isolation from AFP cases or from contacts of negative index AFP cases

** Non-polio AFP per 100,000 children <15 years

*** Adequate here refers to two stool specimens collected at least 24 hours apart, within 14 days of paralysis onset and specimens received in the lab in Good Condition

**** AFP cases co infected with P1 and P3 are counted separately as wild isolates

World Health Organization – Regional Office for Eastern Mediterranean
AFP SURVEILLANCE
Week 29, ending 19 July 2020

20-Jul-20
Number 1137

COUNTRY	2019						2020					
	# OF CONTACTS	LAB RESULTS					# OF CONTACTS	LAB RESULTS				
		WILD	VDPV	SL	NPEV	PENDING		WILD	VDPV	SL	NPEV	PENDING
AFG	918	8	0	38	168	0	413	11	3	18	49	43
BAH	0	0	0	0	0	0	1	0	0	0	0	1
DJI	1	0	0	0	0	0	0	0	0	0	0	0
EGY	498	0	0	8	57	0	119	0	0	7	4	10
IRN	216	0	0	4	7	0	9	0	0	0	0	0
IRQ	603	0	0	12	39	6	131	0	0	0	8	3
JOR	0	0	0	0	0	0	0	0	0	0	0	0
KUW	0	0	0	0	0	0	0	0	0	0	0	0
LEB	24	0	0	0	3	0	0	0	0	0	0	0
LIB	6	0	0	0	3	0	0	0	0	0	0	0
MOR	85	0	0	3	1	30	4	0	0	0	0	2
OMA	78	0	0	2	28	0	35	0	0	2	6	0
PAK	5497	26	9	248	959	0	2410	14	6	231	317	81
PAL	0	0	0	0	0	0	0	0	0	0	0	0
QAT	0	0	0	0	0	0	0	0	0	0	0	0
SAA	44	0	0	1	0	0	6	0	0	1	0	0
SOM	1081	0	1	45	141	5	620	0	0	12	75	82
SUD	402	0	0	1	31	90	32	0	0	0	2	7
SYR	813	0	0	23	36	0	231	0	0	11	9	1
TUN	27	0	0	0	2	0	2	0	0	0	0	1
UAE	0	0	0	0	0	0	0	0	0	0	0	0
YEM	423	0	0	0	21	132	117	0	0	0	0	117
EMR	10716	34	10	385	1496	263	4130	25	9	282	470	348

Table 4 (B): Most recent wild contacts in EMRO, 2019-2020

Year	Country	Data	
		Count of wild contacts	Date of Most Recent stool collection
2020	Afghanistan	11	29/May/20
	Pakistan	14	19/Jun/20
2020 Total		25	19/Jun/20
2019	Afghanistan	8	17/Aug/19
	Pakistan	26	26/Dec/19
2019 Total		34	26/Dec/19

Table 4 (C): Number of distribution by district of -ve index AFP cases identified as wild positive by contact in EMR, 2019-2020

YEAR	COUNTRY	PROVINCE	DISTRICT	COUNT	First case	Last case	
2020	AFG	KANDAHAR HILMAND NIMROZ FARAH	NESH	1	23-May-20	23-May-20	
			WASHER	1	4-Jan-20	4-Jan-20	
			KHASHROD	1	28-Feb-20	28-Feb-20	
			ANARDARA	1	06-May-20	06-May-20	
2020	PAK	PUNJAB KHYBER PAKHTUNKHWA (KP) SINDH	DG KHAN	1	18-Jan-20	18-Jan-20	
			KARAK	1	20-Jan-20	20-Jan-20	
			JACOBABAD	1	07-Feb-20	07-Feb-20	
2020 Total				7	04-Jan-20	23-May-20	
2019	AFG	URUZGAN HILMAND	TIRINKOT	1	2-Aug-19	2-Aug-19	
			MUSAQALAH	1	05-Jun-19	05-Jun-19	
			SANGIN	1	06-Mar-19	06-Mar-19	
	PAK	PUNJAB	DG KHAN	2	2-Dec-19	10-Dec-19	
			KHIORANGI	1	28-Aug-19	28-Aug-19	
		SINDH	SUJAWAL	1	25-Sep-19	25-Sep-19	
			JAMSHORO	1	09-Oct-19	09-Oct-19	
			T. ALLAHYAR	1	10-Nov-19	10-Nov-19	
			KAMBAR	1	02-Nov-19	02-Nov-19	
			MIRPURKHAS	2	01-Dec-19	18-Dec-19	
			LARKANA	1	24-Dec-19	24-Dec-19	
			JACOBABAD	1	19-Dec-19	19-Dec-19	
			BALOCHSITAN	MASTUNG	1	18-Nov-19	18-Nov-19
				KILLABDULLAH	2	2-Jul-19	19-Nov-19
			KHYBER PAKHTUNKHWA (KP)	BANNU	1	13-Nov-19	13-Nov-19
				SWABI	1	17-Nov-19	17-Nov-19
				TANK	1	30-Oct-19	30-Oct-19
LAKKIMRWAT	3	27-May-19		04-Oct-19			
TORGHAR	1	25-May-19	25-May-19				
2019 Total				24	06-Mar-19	24-Dec-19	

AFP SURVEILLANCE

Week 29, ending 19 July 2020

20-Jul-20

Number 1137

Table 5: Laboratory investigation of AFP cases with paralysis onset in 2020 up to Week (29/2020) / Ending on : (19/07/2020)

Country	Polio laboratories ITD / Nucleotide Sequencing (Nucleotide Sequencing performed by EGY, PAK, TUN, CDC and RIVM laboratories)	AFP cases with specimens	Preliminary virus isolation results of AFP cases						Poliovirus intratypic differentiation results #											Indicators				Latest report Date		
			Referred for ITD		NPEV only	Negative	Pending		Type 1			Type 2			Type 3			Discordant pending sequence	NPEV by PCR	Non-EV	Pending ITD	% specimens positive for NPEV*	% AFP cases with culture results within 14 days		% AFP cases with ITD results within 7 days	% AFP cases with ITD results within 45 days of onset**
			L20B+	L20B+/NPEV			received < / = 14 days	received > 14 days ago	Wild	Sabin	VDPV	Wild	Sabin	VDPV	Wild	Sabin	VDPV									
Afghanistan	RRL Pakistan	1751	156	17	196	1200	175	7	30	72			2	27		67			1		10	11%	87%	100%	98%	19/07/2020
Bahrain	NPL Oman / CDC																									19/07/2020
Djibouti	NPL Kenya / CDC																									19/07/2020
Egypt***	RRL Egypt	458	16	5	31	375	25	6	16	8					9			2	3		6%	97%	100%	99%	16/07/2020	
Iran	NPL Iran / CDC	322	4		4	303	10	1	4	3					2						1%	100%	100%	100%	19/07/2020	
Iraq	RRL Egypt	262			30	223	5	4													11%	94%		100%	16/07/2020	
Jordan	NPL Jordan / RRL EGYPT	22			4	18															18%	100%		100%	16/07/2020	
Kuwait	RRL Kuwait / RIVM	19				16	1	2													2%	69%		94%	16/07/2020	
Lebanon	NPL Jordan / RRL EGYPT	19			5	14															26%	100%		100%	16/07/2020	
Libya	RRL Tunisia / RIVM	51	4			47									3	1					0%	100%	100%	76%	16/07/2020	
Morocco	NPL Morocco / RRL Tunisia	57			1	54	2														1%	100%		98%	17/07/2020	
Oman	NPL Oman / CDC	11			2	9															16%	100%		100%	19/07/2020	
Pakistan	RRL Pakistan	5808	448	39	644	4461	201	8	57	126			136	49	198		1	1	1	2	10%	93%	99%	97%	19/07/2020	
Palestine & UNRWA		7				7															0%	29%		100%	14/06/2020	
Qatar	NPL Oman / CDC	1				1															0%	100%		100%	19/07/2020	
Saudi Arabia	NPL Saudi Arabia / CDC	64				62	2														0%	100%		100%	19/07/2020	
Somalia	NPL Kenya / CDC	207	4	2	36	141	5	19	2	1					5						21%	7%		97%	19/07/2020	
Sudan	NPL Sudan / RRL Egypt	120	2		13	99		6													13%	100%			19/07/2020	
Syria	NPL Syria / RRL Egypt	206	10		5	169	23														3%	100%			16/07/2020	
Tunisia	RRL Tunisia	17				17															0%	100%		94%	16/07/2020	
U.A.E	NPL Oman / CDC	10				10															0%	100%		60%	19/07/2020	
Yemen	NPL Kenya / CDC	123	8		23	73	19		2	1					5				1		22%	94%	63%	0%	18/07/2020	
Total EMR 2020		9535	652	63	994	7299	468	53	87	213	2		138	76	289	1	1	4	5	12	10%	91%	99%	96%		
Total EMR 2019		24835	1052	100	3659	19986		26	152	575	1		46	24	625	1	3	21	6	1	13%	95%	99%	96%		

* Specimens from all sources including non-AFP cases, excluding environmental samples

** This indicator reflects surveillance and laboratory activities

Table 6: Environmental isolate by year and type

COUNTRY	LAB RESULTS	2016	2017	2018	2019	2020
AFG	Wild	2	42	83	56	21
	Wild+cVDPV2					1
	cVDPV2					25
	EV/SL	177	265	248	200	96
	Negative	6	9	5	3	3
AFG Total		185	316	336	259	185
EGY	cVDPV3					1
	EV/SL	492	481	508	666	233
	Negative	36	41	32	34	25
	Pending					30
EGY Total		528	522	540	700	289
IRN	Wild				3	
	EV/SL		5	51	65	13
	Negative		1	3	3	
IRN Total			6	54	71	13
JOR	EV/SL	2	29	36	36	10
	Negative		2			1
	Pending					1
JOR Total		2	31	36	36	12
KUW	EV/SL			3	3	
	Negative				8	
	Pending					
KUW Total			3	11		
LEB	EV/SL	2	26	44	44	9
	Negative	2	1	1	3	2
LEB Total		4	27	45	47	11
PAK	Wild	59	105	139	367	220
	Wild+cVDPV2	2			10	21
	Wild+aVDPV2	1	1		2	3
	cVDPV2	2			25	6
	aVDPV2	3	4		2	1
	EV/SL	456	523	531	421	157
	Negative	6		3	4	4
	Pending					36
PAK Total		529	633	673	831	448
SOM	cVDPV2		2	19	5	13
	cVDPV3			11		
	aVDPV2			2	1	
	EV/SL		20	43	28	8
	Negative		14	138	29	21
SOM Total			36	213	63	44
SUD	EV/SL			15	42	13
	Negative				1	2
	Pending				17	10
SUD Total			15	60	25	
SYR	EV/SL		4	81	155	88
	Negative			21	30	15
	Pending					5
SYR Total			4	102	185	108
TOTAL		1248	1575	2017	2263	1135

Table 7: Environmental Wild/VDPV isolate by site 2019-2020

YEAR	COUNTRY	LAB RESULTS	PROVINCE	Count	First date	Last date	
2019	AFG	Wild	HILMAND	19	6/Jan/19	25/Dec/19	
			KANDAHAR	24	6/Jan/19	25/Dec/19	
			NANGARHAR	13	26/Jan/19	25/Dec/19	
	AFG Total			56	6/Jan/19	25/Dec/19	
	IRN	Wild	S & B	3	22/Apr/19	20/May/19	
			IRN Total	3	22/Apr/19	20/May/19	
	PAK	Wild	BALOCHISTAN	72	1/Jan/19	20/Dec/19	
			GBALTISTAN	1	9/Dec/19	9/Dec/19	
			ISLAMABAD	3	12/Apr/19	21/Aug/19	
			KPAKHTUNKHWA	40	8/Jan/19	28/Dec/19	
			PUNJAB	97	5/Jan/19	17/Dec/19	
			SINDH	154	2/Jan/19	17/Dec/19	
			Wild+cVDPV2	KPAKHTUNKHWA	1	31/Dec/19	31/Dec/19
		PUNJAB	5	6/Aug/19	16/Dec/19		
		SINDH	4	7/Oct/19	18/Dec/19		
		cVDPV2	GBALTISTAN	5	24/Aug/19	6/Nov/19	
			ISLAMABAD	1	12/Nov/19	12/Nov/19	
			KPAKHTUNKHWA	8	9/Oct/19	24/Dec/19	
		PUNJAB	10	21/Aug/19	17/Dec/19		
		SINDH	1	19/Dec/19	19/Dec/19		
aVDPV2	PUNJAB	2	11/Apr/19	18/Dec/19			
PAK Total			404	1/Jan/19	31/Dec/19		
SOM	cVDPV2	BANADIR	5	10/Nov/19	22/Dec/19		
		aVDPV2	1	3/Feb/19	3/Feb/19		
SOM Total			6	3/Feb/19	22/Dec/19		
2019 Total			469	1/Jan/19	31/Dec/19		
2020	AFG	Wild	HILMAND	7	1/Jan/20	25/Jan/20	
			HIRAT	2	26/Apr/20	27/May/20	
			KANDAHAR	10	28/Jan/20	25/Jan/20	
			KHOST	1	25/Apr/20	25/Apr/20	
			NANGARHAR	1	26/Jan/20	26/Jan/20	
			Wild+cVDPV2	NANGARHAR	1	8/Jan/20	8/Jan/20
			cVDPV2	KABUL	1	26/Apr/20	26/Apr/20
			NANGARHAR	24	7/Jan/20	5/May/20	
	AFG Total			47	1/Jan/20	25/Jan/20	
	EGY	cVDPV3	GIZA	1	31/May/20	31/May/20	
	EGY Total			1	31/May/20	31/May/20	
	PAK	Wild	AJK	1	25/Feb/20	25/Feb/20	
			BALOCHISTAN	56	1/Jan/20	2/Jul/20	
			GBALTISTAN	1	12/May/20	12/May/20	
			ISLAMABAD	1	16/Jan/20	16/Jan/20	
			KPAKHTUNKHWA	12	28/Jan/20	26/Jan/20	
			PUNJAB	65	4/Jan/20	6/Jul/20	
			SINDH	84	3/Jan/20	6/Jul/20	
			Wild+cVDPV2	BALOCHISTAN	2	1/Feb/20	2/Mar/20
			KPAKHTUNKHWA	1	11/Mar/20	11/Mar/20	
PUNJAB			4	4/Jan/20	4/May/20		
SINDH			14	3/Jan/20	14/May/20		
cVDPV2	KPAKHTUNKHWA	4	10/Jan/20	17/Apr/20			
	PUNJAB	2	16/Jan/20	17/Apr/20			
	aVDPV2	KPAKHTUNKHWA	1	10/Apr/20	10/Apr/20		
PAK Total			248	1/Jan/20	6/Jul/20		
SOM	cVDPV2	BANADIR	13	5/Jan/20	19/May/20		
SOM Total			13	5/Jan/20	19/May/20		
2020 Total			309	1/Jan/20	6/Jul/20		

Figure 1: Non Polio AFP Rate and Wild Virus in EMR 01/01/2020 - 19/07/2020

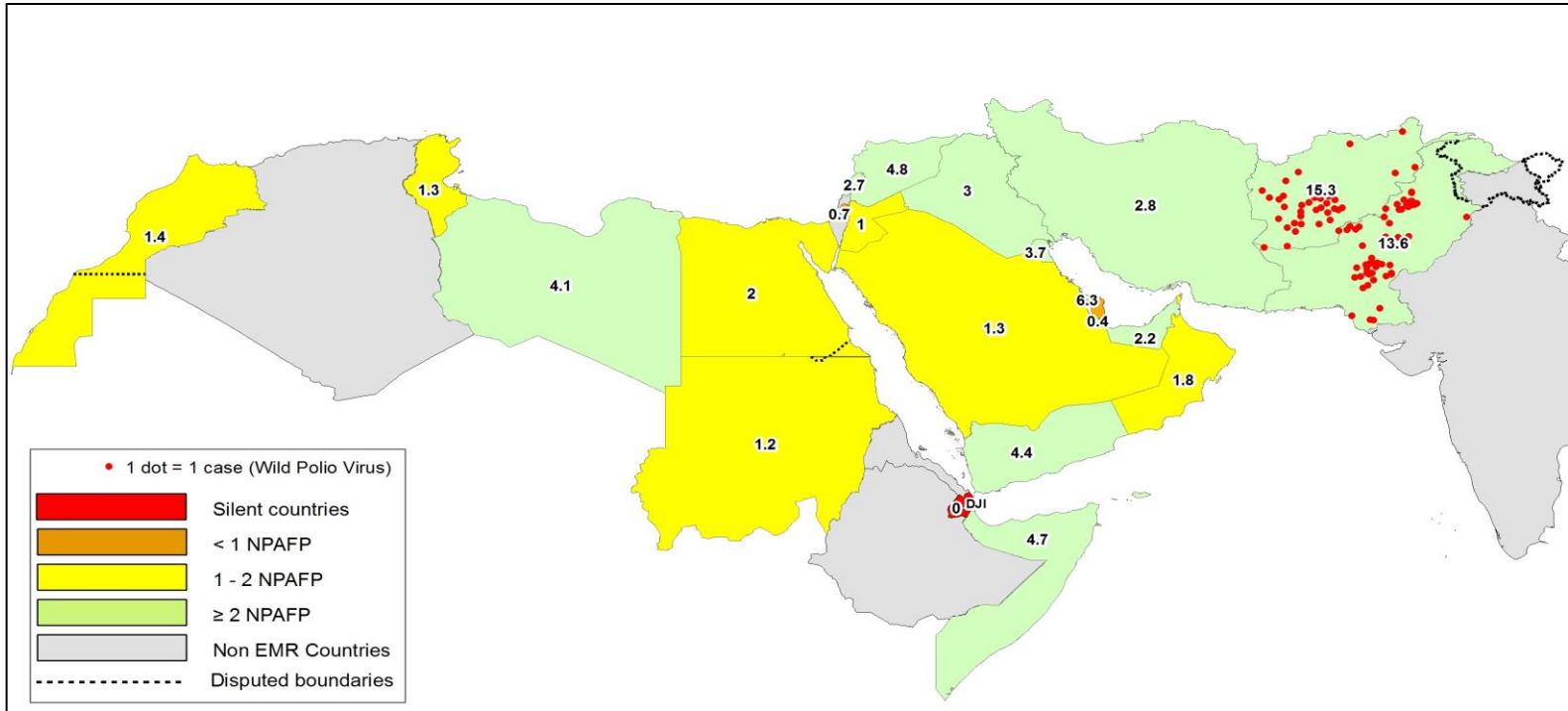


Figure 2: Percent of AFP cases with Adequate Samples & Compatible Cases in EMR 01/01/2020 - 19/07/2020

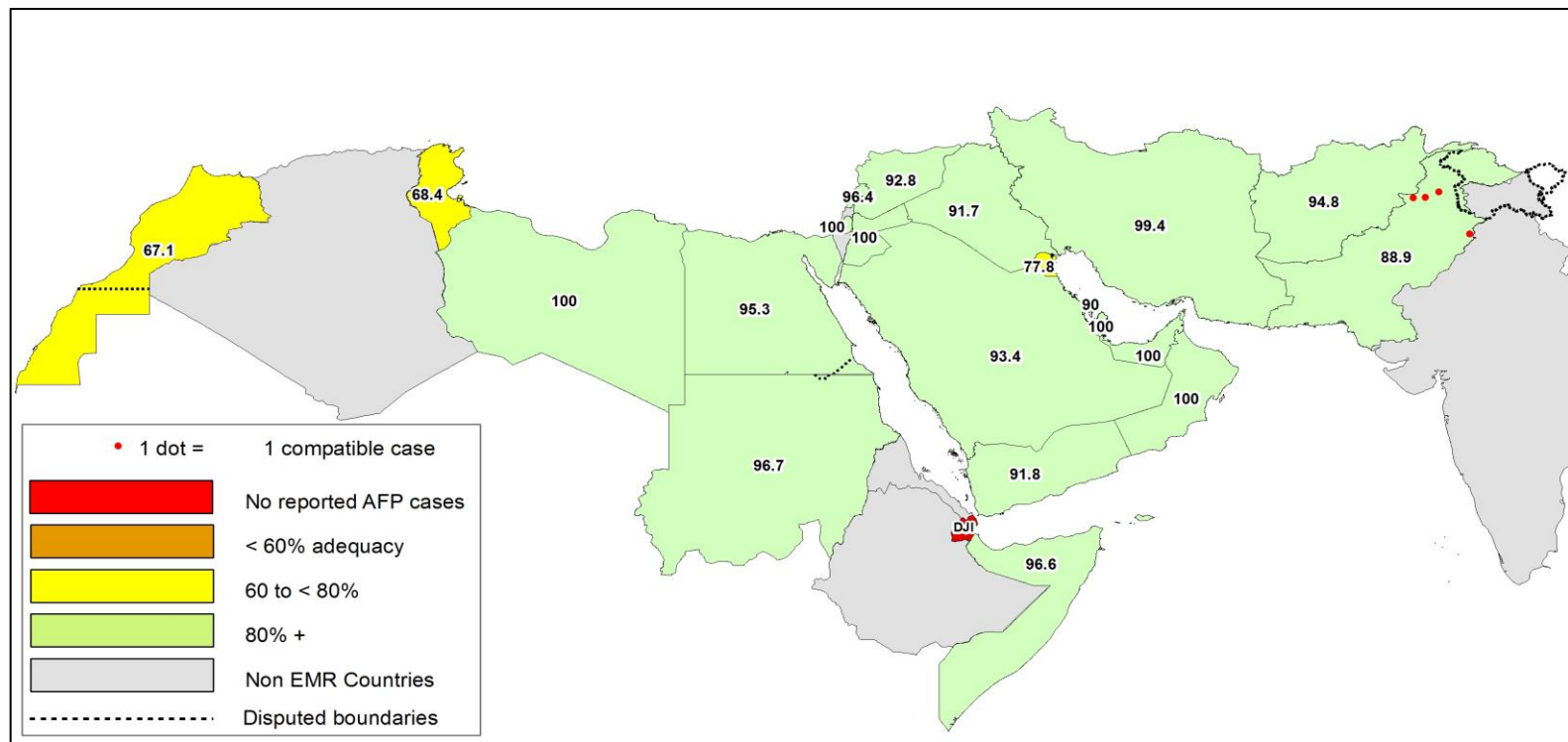


Table 8: Wild polio cases by country and date of onset of paralysis in EMR, 2019 - 2020

Year	COUNTRY	Count	First Case	Last Case
2020	AFG	34	4-Jan-20	29-Jun-20
	PAK	60	1-Jan-20	29-Jun-20
2020 Total		94	1-Jan-20	29-Jun-20
2019	AFG	29	4-Jan-19	7-Dec-19
	PAK	147	15-Jan-19	31-Dec-19
2019 Total		176	4-Jan-19	31-Dec-19

Figure 3: Non Polio AFP rate by Province in Afghanistan & by District in Pakistan 01/01/2020 - 19/07/2020

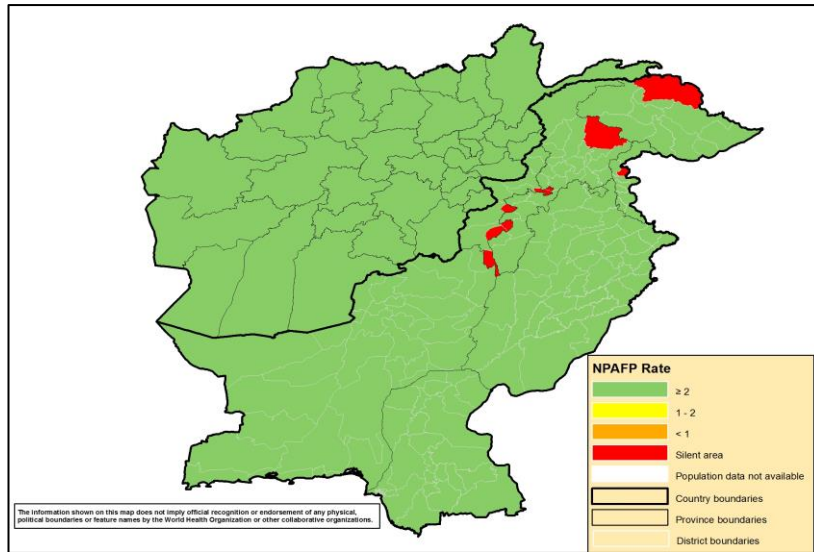


Figure 4: Percent of AFP cases with Adequate Samples in Afghanistan by Province & Pakistan by District 01/01/2020 - 19/07/2020

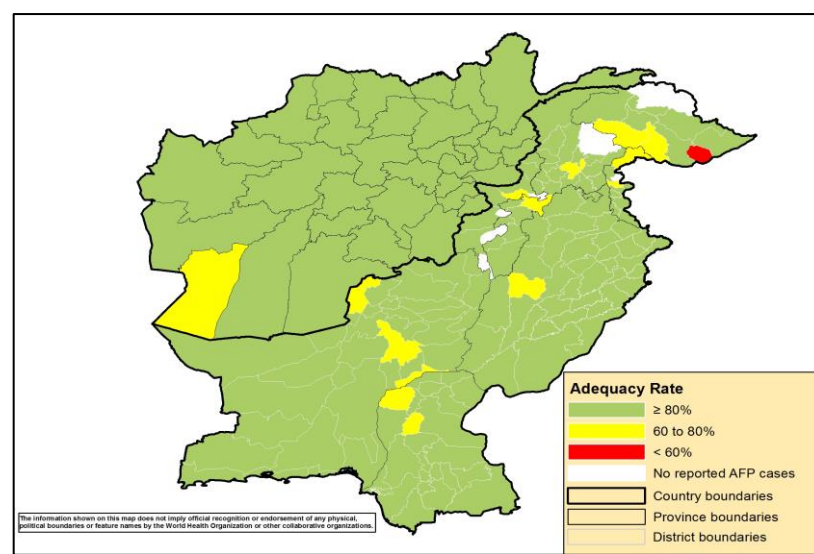
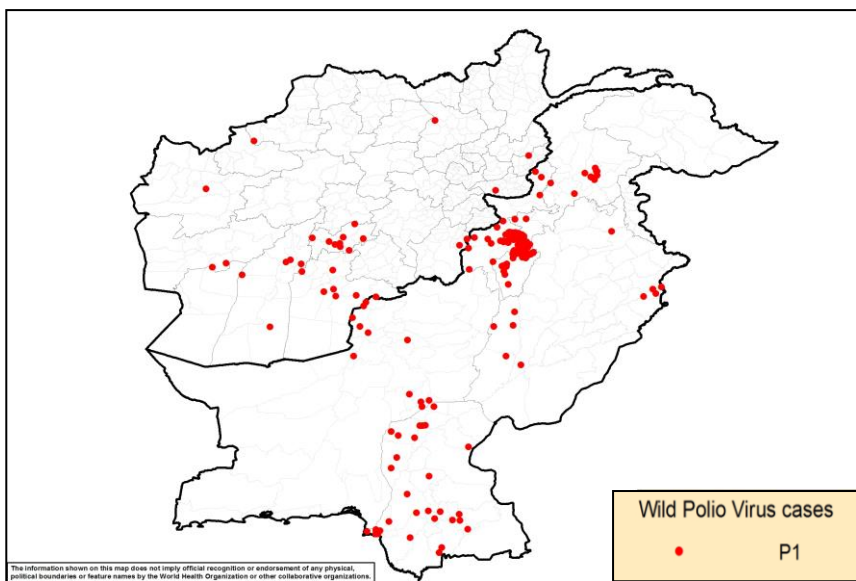
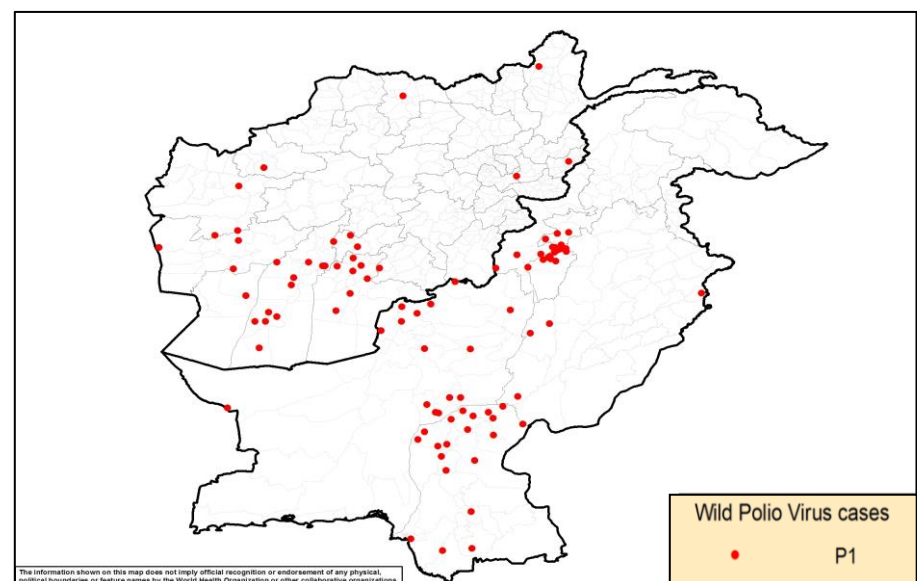


Figure 5: Wild Virus Cases by Type & District in Afghanistan & Pakistan

5(a) 01/01/2019 - 31/12/2019



5(b) 01/01/2020 - 19/07/2020



World Health Organization – Regional Office for Eastern Mediterranean
AFP SURVEILLANCE
Week 29, ending 19 July 2020

20-Jul-20
Number 1137

Table 9: Wild Polio cases by district and date of onset of paralysis, Afghanistan 2019-2020

ONSETYR	PROVINCE	DISTRICT	Count	First case	Last case
2020	BALKH	DEHDADI	1	15-Mar-20	15-Mar-20
	HIRAT	PASHTUNZARGHUN	1	29-Jun-20	29-Jun-20
		SHINDAND	1	21-Mar-20	21-Mar-20
	FARAH	BALABULUK	2	11-May-20	17-May-20
		ANARDARA	1	6-May-20	6-May-20
		BAKWA	1	4-Feb-20	4-Feb-20
	BADGHIS	QADIS	1	13-May-20	13-May-20
	KUNAR	SHIGAL WA SHELTA	1	5-Mar-20	5-Mar-20
	LAGHMAN	MEHTARLAM	1	10-Feb-20	10-Feb-20
	KANDAHAR	KANDAHAR	1	22-Jun-20	22-Jun-20
		PANJWAYI	1	10-Jun-20	10-Jun-20
		SHAHWALIKOT	3	4-Mar-20	6-Jun-20
		NESH	1	23-May-20	23-May-20
		GHORAK	1	19-Mar-20	19-Mar-20
	ZABUL	MIZAN	1	21-Jan-20	21-Jan-20
	HILMAND	WASHER	2	4-Jan-20	13-Jun-20
		KAJAKI	1	10-Jun-20	10-Jun-20
		REG	4	25-May-20	3-Jun-20
		DEH-E-SHU	1	27-May-20	27-May-20
		NAWZAD	1	11-May-20	11-May-20
		SANGIN	1	7-May-20	7-May-20
		NAD-E-ALI	1	1-May-20	1-May-20
	URUZGAN	SHAHID-E-HASSAS	2	14-Jun-20	24-Jun-20
		TIRINKOT	1	28-May-20	28-May-20
	NIMROZ	KHASHROD	1	28-Feb-20	28-Feb-20
	BADAKHSHAN	YAWAN	1	10-Mar-20	10-Mar-20
	2020 Total			34	4-Jan-20
2019	HIRAT	PASHTUNZARGHUN	1	19-Nov-19	19-Nov-19
	FARAH	BAKWA	2	14-Nov-19	25-Nov-19
	BADGHIS	BALAMURGHAB	1	17-Oct-19	17-Oct-19
	NANGARHAR	KHOGYANI	1	18-Sep-19	18-Sep-19
	KUNAR	WATAPUR	1	8-May-19	8-May-19
	PAKTIKA	BERMEL	2	15-Sep-19	28-Sep-19
	KANDAHAR	SHAHWALIKOT	1	7-Dec-19	7-Dec-19
		SPINBOLDAK	2	4-Jan-19	22-Nov-19
		KANDAHAR	2	17-Aug-19	10-Nov-19
		GHORAK	1	12-Jan-19	12-Jan-19
	HILMAND	GARMSER	1	26-May-19	26-May-19
		MUSAQALAH	1	5-May-19	5-May-19
		NAWZAD	1	3-Apr-19	3-Apr-19
		WASHER	1	23-Mar-19	23-Mar-19
		SANGIN	1	6-Mar-19	6-Mar-19
	URUZGAN	KHASURUZGAN	1	2-Nov-19	2-Nov-19
		TIRINKOT	4	19-May-19	2-Aug-19
CHORA		3	20-Mar-19	23-Jul-19	
SHAHID-E-HASSAS		1	25-Feb-19	25-Feb-19	
BAGHLAN	PUL-E- KHUMRI	1	14-Nov-19	14-Nov-19	
2019 Total			29	4-Jan-19	7-Dec-19

World Health Organization – Regional Office for Eastern Mediterranean
AFP SURVEILLANCE
Week 29, ending 19 July 2020

20-Jul-20
Number 1137

Table 10: Wild Polio cases by district and date of onset of paralysis, Pakistan 2019-2020

ONSETYR	PROVINCE	DISTRICT	Count	First case	Last case	
2020	KHYBER PAKHTUNKHWA	WAZIR-S	2	21-Feb-20	8-Jun-20	
		BANNU	1	27-Apr-20	27-Apr-20	
		TANK	4	11-Jan-20	15-Mar-20	
		KARAK	2	20-Jan-20	13-Mar-20	
		LAKKIMRWT	12	2-Jan-20	9-Mar-20	
	BALOCHISTAN	KABDULAH	2	11-May-20	29-Jun-20	
		CHAGHAI	1	4-Jun-20	4-Jun-20	
		DUKKI	1	26-May-20	26-May-20	
		PISHIN	3	31-Jan-20	26-May-20	
		JHALMAGSI	1	19-Apr-20	19-Apr-20	
		ZHOB	2	22-Feb-20	13-Apr-20	
		NSIRABAD	2	3-Jan-20	13-Apr-20	
		SOHBATPUR	1	12-Feb-20	12-Feb-20	
		JAFARABAD	1	12-Feb-20	12-Feb-20	
		SIBI	1	7-Feb-20	7-Feb-20	
		PUNJAB	LAHORE	1	12-Jun-20	12-Jun-20
	RAJANPUR		1	2-Jun-20	2-Jun-20	
	DGKHAN		2	18-Jan-20	4-May-20	
	SINDH	KHILANDHI	1	9-Jun-20	9-Jun-20	
		LARKANA	1	21-May-20	21-May-20	
		GHOTKI	3	2-Mar-20	18-May-20	
		KAMBAR	3	8-Jan-20	11-Apr-20	
		KHAIRPUR	1	27-Mar-20	27-Mar-20	
		JACOBABAD	3	7-Feb-20	16-Mar-20	
		NFEROZ	2	8-Feb-20	22-Feb-20	
		SHIKARPUR	1	11-Feb-20	11-Feb-20	
		KASHMORE	2	16-Jan-20	3-Feb-20	
		T.ALLAHYAR	1	7-Jan-20	7-Jan-20	
		SUJAWAL	1	7-Jan-20	7-Jan-20	
		BADIN	1	1-Jan-20	1-Jan-20	
		2020 Total			60	1-Jan-20
	2019	KHYBER PAKHTUNKHWA	LAKKIMRWT	32	27-May-19	31-Dec-19
DIKHAN			4	5-May-19	21-Dec-19	
MOHMAND			1	20-Dec-19	20-Dec-19	
TANK			6	11-Oct-19	18-Dec-19	
BANNU			26	15-Jan-19	30-Nov-19	
SWABI			1	17-Nov-19	17-Nov-19	
WAZIR-N			9	4-Apr-19	10-Oct-19	
TORGHAR			7	25-May-19	13-Sep-19	
WAZIR-S			1	20-Aug-19	20-Aug-19	
HANGU			2	20-Jan-19	28-Jul-19	
CHARSADA			1	21-Jul-19	21-Jul-19	
SHANGLA			1	18-May-19	18-May-19	
KHYBER			1	14-Feb-19	14-Feb-19	
BAJOUR			1	18-Jan-19	18-Jan-19	
BALOCHISTAN			KABDULAH	5	9-Jun-19	31-Dec-19
			JAFARABAD	3	28-May-19	18-Dec-19
			NSIRABAD	1	5-Dec-19	5-Dec-19
			MASTUNG	1	18-Nov-19	18-Nov-19
			HARNAI	1	27-Sep-19	27-Sep-19
PUNJAB			QUETTA	1	6-Jul-19	6-Jul-19
		LAHORE	5	20-Jan-19	28-Dec-19	
		DGKHAN	4	2-Dec-19	25-Dec-19	
		OKARA	1	8-Dec-19	8-Dec-19	
		MUZFARGARH	1	26-Nov-19	26-Nov-19	
SINDH		JHELUM	1	21-Jun-19	21-Jun-19	
		THATTA	1	26-Dec-19	26-Dec-19	
		DADU	2	6-Dec-19	26-Dec-19	
		LARKANA	3	17-Apr-19	24-Dec-19	
		JAMSHORO	3	23-Aug-19	22-Dec-19	
		JACOBABAD	1	19-Dec-19	19-Dec-19	
		MIRPURKHAS	4	17-Nov-19	18-Dec-19	
		KAMBAR	3	2-Nov-19	14-Dec-19	
		BADIN	1	28-Nov-19	28-Nov-19	
		T.ALLAHYAR	1	10-Nov-19	10-Nov-19	
		KHIKAMARI	1	29-Oct-19	29-Oct-19	
		SUKKUR	1	27-Oct-19	27-Oct-19	
		KHIJAMSHEED	1	24-Oct-19	24-Oct-19	
		SBENAZIRABAD	1	19-Oct-19	19-Oct-19	
		SUJAWAL	1	25-Sep-19	25-Sep-19	
		KHIORANGI	KHIORANGI	2	20-Aug-19	26-Aug-19
HYDERABAD			2	20-Jul-19	5-Aug-19	
KHIGIQBAL	1		29-Apr-19	29-Apr-19		
KHILAYARI	1		25-Feb-19	25-Feb-19		
				147	15-Jan-19	31-Dec-19

World Health Organization – Regional Office for Eastern Mediterranean

AFP SURVEILLANCE

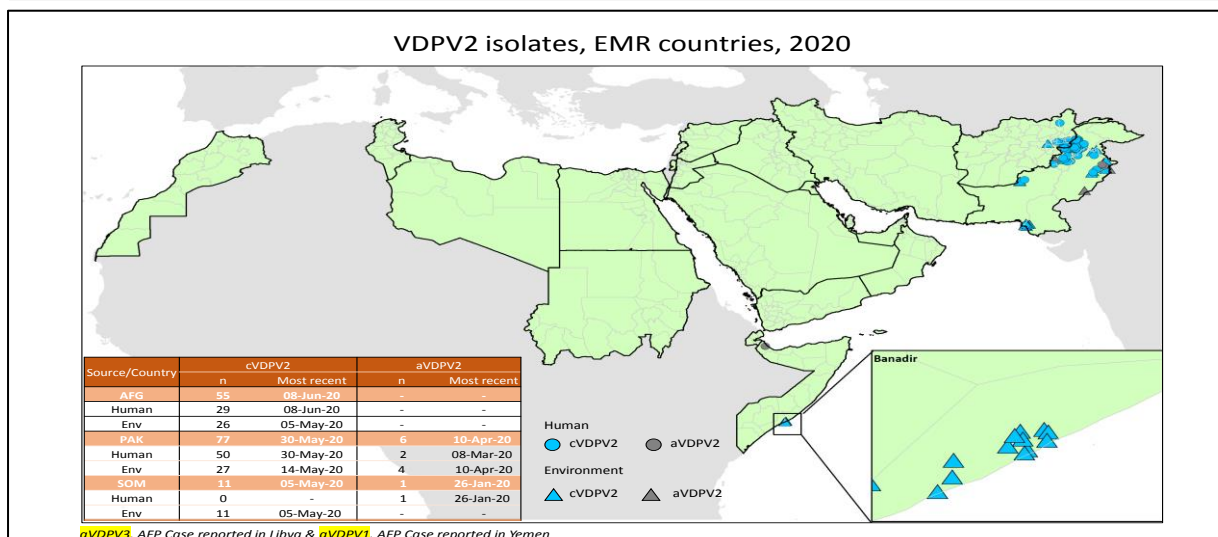
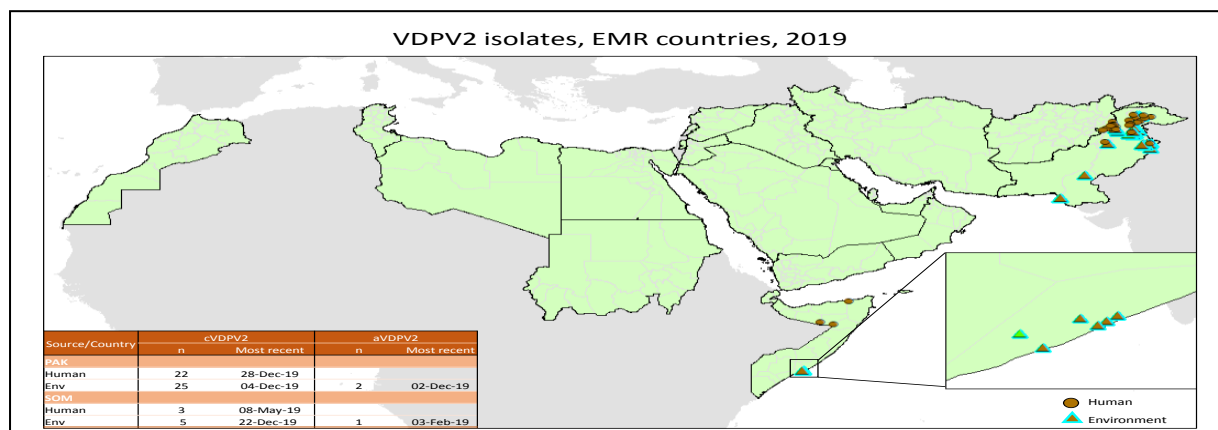
20-Jul-20

Week 29, ending 19 July 2020

Number 1137

Table 11: Circulating VDPV cases and date of onset of paralysis in EMR countries by districts 2019-2020

COUNTRY	YEAR	PROVINCE	DISTRICT	Count	First Case	Last Case		
AFG	2020	BADAKHSAN	KESHEM	1	23-Apr-20	23-Apr-20		
		LAGHMAN	ALISHANG	1	24-May-20	24-May-20		
			MEHTERLAM	1	20-May-20	20-May-20		
		KUNAR	NARANG	1	1-May-20	1-May-20		
			NURGAL	1	6-Apr-20	6-Apr-20		
		NANGARHAR	ACHIN	2	25-May-20	08-Jun-20		
			CHAPARHAR	2	11-May-20	01-Jun-20		
			BEHSUD	2	28-Apr-20	04-Jun-20		
			RODAT	1	18-Apr-20	18-Apr-20		
			LALPUR	3	30-Apr-20	21-May-20		
			BATIKOT	1	5-Feb-20	5-Feb-20		
			SHINWAR	5	27-Mar-20	22-May-20		
			Muhmand Dara	4	6-Apr-20	26-May-20		
			Kama	2	4-Apr-20	30-Apr-20		
			Deh-bala	1	18-Apr-20	18-Apr-20		
		Dar-e-Nur	1	16-Apr-20	16-Apr-20			
		PAK	2020	SINDH	KHIBALDIA	1	15-May-20	15-May-20
				KHISITE	1	2-May-20	2-May-20	
				BALUCHISTAN	QUETTA	1	29-Feb-20	29-Feb-20
PUNJAB	ATTOCK			1	30-May-20	30-May-20		
	RAWALPINDI			1	18-Jan-20	18-Jan-20		
	FAISALABAD			3	5-Feb-20	14-Mar-20		
KHYBER PAKHTUNKHWA	TANK			1	24-May-20	24-May-20		
	DIRUPPER			1	12-Apr-20	12-Apr-20		
	WAZIR-S			1	21-Mar-20	21-Mar-20		
	PESHAWAR			6	2-Jan-20	10-Apr-20		
	BAJOUR	3	3-Jan-20	30-Jan-20				
	KHYBER	15	12-Jan-20	1-Mar-20				
	NOWSHERA	4	18-Jan-20	18-Jan-20				
	LAKKI MARWAT	5	27-Jan-20	26-Feb-20				
	MARDAN	1	2-Jan-20	2-Jan-20				
	DIR LOWER	3	2-Feb-20	25-Mar-20				
BANNU	2	3-Jan-20	13-Feb-20					
Total 2020				79	2-Jan-20	8-Jun-20		
PAK	2019	PUNJAB	GUJRANWALA	1	22-Nov-19	22-Nov-19		
			KHYBER	3	12-Dec-19	28-Dec-19		
			MOHMAND	3	12-Dec-19	21-Dec-19		
		KHYBER PAKHTUNKHWA	BAJOUR	1	1-Dec-19	1-Dec-19		
			PESHAWAR	1	8-Dec-19	8-Dec-19		
			LAKKI MARWAT	1	13-Dec-19	13-Dec-19		
			CHARSADA	1	3-Nov-19	3-Nov-19		
			KOHISTANUPPER	1	27-Oct-19	27-Oct-19		
			KOHISTANLOWER	2	6-Oct-19	11-Oct-19		
			TORGHAR	3	4-Sep-19	17-Dec-19		
		ISLAMABAD	CDA	1	11-Sep-19	11-Sep-19		
		GILGIT BALTISTAN	DIAMER	4	7-Jul-19	28-Aug-19		
		SOM	BARI	BOSSASO	1	8-May-19	8-May-19	
			TOGDHER	BUHODLE	1	21-Apr-19	21-Apr-19	
		SOOL	LAS ANOD	1	15-Mar-19	15-Mar-19		
Total 2019				25	15-Mar-19	28-Dec-19		



aVDPV3, AFP Case reported in Libya & **aVDPV1**, AFP Case reported in Yemen