

## Highlights of Polio Fax Bulletin No. 1136 for Week 28 2020

### I. Salient features

1. Polio eradication teams at the Regional and Country levels are contributing into COVID19 Response, particularly in areas of surveillance (field and laboratory), data analysis, communications and coordination.
2. Wild Poliovirus Type-1 (WPV1):
  - Five new WPV1 cases reported this week, 3 from Afghanistan and 2 from Pakistan bringing the total number of WPV1 cases in the region to 87 (Afghanistan – 29 and Pakistan – 58).
  - Seven new WPV1 positive environmental samples reported this week, all from Pakistan.
3. Vaccine Derived Poliovirus (VDPV):
  - Four new cVDPV2 cases reported this week, all from Afghanistan.
  - 13 new cVDPV2 positive environmental samples reported this week, 11 from Pakistan and two from Somalia.

### II. Wild Poliovirus Transmission

**Endemic countries (Pakistan & Afghanistan):** Following was reported this week:

- a. *Human samples:* Five new WPV1 cases reported this week, 3 from Afghanistan and 2 from Pakistan. Total WPV1 cases in 2020 to date is 87 (29 from Afghanistan and 58 from Pakistan). This compares with 61 cases in 2019 in the same period (13 from Afghanistan and 48 from Pakistan).
  - Afghanistan: Three new WPV1 cases reported this week and details are as follows:
    - Case (1): Reported from Kajaki district, Hilmand province, with date of onset 5 June 2020. The case is a 26-month old female child. The child did not reportedly receive any OPV doses neither from routine nor from supplementary immunization activities (SIAs).
    - Case (2): Reported from Shah Wali Kot district, Kandahar province, with date of onset 6 June 2020. The case is a 20-month old female child. The child did not reportedly receive any OPV doses neither from routine nor from SIAs.
    - Case (3): Reported from Washer district, Hilmand province, with date of onset 13 June 2020. The case is a 30-month old female child. The child reportedly received 3 OPV doses from SIAs and none from routine.

In 2020, 29 WPV1 cases are reported so far - 11 cases from Hilmand province; five from Kandahar province, four from Farah province; and one each from Zabul, Nimroz, Laghman, Kunar, Badakhshan, Balkh, Herat, Badghis and Uruzgan provinces. The most recent case has onset of paralysis on 13 June 2020.
  - Pakistan: Two new WPV1 cases reported this week and details are as follows:
    - Case (1): Reported from Larkana district, Sindh province, with date of onset 21 May 2020. The case is an 82-month old female child. The child reportedly received 7 OPV doses from SIAs and none from routine.
    - Case (2): Reported from Karachi Landhi town, Sindh province, with date of onset 9 June 2020. The case is a 60-month old male child. The child reportedly received 7+ OPV doses from SIAs and none from routine.

In 2020, 58 WPV1 cases are reported so far, 21 cases from Khyber Pakhtunkhwa (KP) province, 20 from Sindh, 14 from Balochistan and 3 from Punjab province. The most recent case has onset of paralysis on 9 June 2020.
- b. *Environmental samples:* Seven new WPV1 positive environmental samples reported this week, all from Pakistan.
  - Afghanistan: In 2020 to date, there are 17 WPV1 positive environmental samples including one combined (WPV1 and cVDPV2) with most recent sample collected on 27 May 2020.

- Pakistan: In 2020 to date, there are 236 WPV1 positive environmental samples including 21 combined (WPV1 and cVDPV2) and 3 combined (WPV1 and aVDPV2) with most recent positive sample collected on 28 June 2020.

### III. Vaccine Derived Polioviruses (VDPVs)

1. Afghanistan: Four new cVDPV2 cases reported this week and no new positive environmental samples were reported.

*Human samples:* The four new cVDPV2 cases were reported one each from Muhmand Dara, Behsud and Achin districts, Nangahar province, and one from Keshem district, Badakhsan province. The dates of onset of the cases vary between 23 April to 8 June 2020.

In 2020 to date, there are 29 cVDPV2 cases; 24 reported from Nangarhar province and two (2) each from Kunar and Laghman provinces and one from Badakhsan, with most recent case's onset on 8 June 2020.

*Environment:* In 2020 to date, 26 cVDPV2 positive environmental samples including 1 combined (WPV1 and cVDPV2) were reported; 21 from Jalalabad and 4 from Batikot districts, Nangarhar province, and 1 from Kabul district, Kabul province, with most recent collection on 5 May 2020.

2. Pakistan: No new VDPV cases were reported this week, but eleven cVDPV2 positive environmental samples were reported.

*Human samples:*

In 2020 to date, there are 50 cVDPV2 cases reported. Cases include 42 from KP province, 5 from Punjab province, 2 from Sindh province and 1 from Balochistan province, with most recent case's onset on 30 May 2020.

*Environment:* In 2020, there are 27 positive environmental samples for cVDPV2 so far (including 21 combined WPV1 and cVDPV2), the most recent sample collected on 14 May 2020. Also, there are four aVDPV2 isolates detected in environmental samples, which include three combined (WPV1 + aVDPV2). The most recent cVDPV2 positive environmental sample was collected on 10 April 2020.

3. SOMALIA: No new VDPV cases were reported this week, but two new cVDPV2 positive environmental samples were reported.

In 2020 to date: No cVDPV2 cases. There are 13 cVDPV2 positive environmental samples reported, the most recent collected on 19 May 2020.

### IV. Surveillance performance indicators

In 2020, 13 out of 22 member states are meeting the global target of both key surveillance indicators, namely non polio AFP rate of 2 per 100,000 children aged below 15 years and percent AFP cases with adequate specimen 80% and above. This compares with 19 countries meeting the both indicators in the same period in 2019. There is a decline in reporting of AFP cases due to COVID-19 Pandemic.

- Djibouti is missing both indicators and has not reported any AFP case in 2020 to date.
- Morocco and Tunisia are, also, missing both indicators as their non-polio AFP rate is 1.5 and 1.2 and their percentage of AFP cases with adequate stool specimens is 67.1% and 70.6%, respectively.
- Jordan, Oman, Palestine, Qatar, Saudi Arabia and Sudan have a non-polio AFP rate of 1.1, 1.8, 0.7, 0.4, 1.4, and 1.2, respectively.

## World Health Organization – Regional Office for Eastern Mediterranean

## AFP SURVEILLANCE

13-Jul-20

Week 28, ending 12 July 2020

Number 1136

Table 1: Acute Flaccid Paralysis (AFP) cases by week of onset

Country	Reported AFP cases by week of onset - Week (28/20) / Ending on : 12/07/2020														
	Total AFP 2018	Total AFP 2019	Total AFP to date, 2020	W17 26 Apr 20	W18 3 May 20	W19 10 May 20	W20 17 May 20	W21 23 May 20	W22 31 May 20	W23 7 Jun 20	W24 14 Jun 20	W25 21 Jun 20	W26 28 Jun 20	W27 5 Jul 20	W28 12 Jul 20
Afghanistan	3378	3768	1737	55	63	63	57	32	52	70	82	77	88	60	8
Bahrain	35	17	10	0	1	0	1	1	0	0	0	0	0	0	
Djibouti	0	5	0	0	0	0	0	0	0	0	0	0	0	0	
Egypt	1246	1343	421	13	24	15	18	1	7	22	18	10	0	0	
Iran	896	1070	308	4	7	8	14	16	8	10	7	6	3	1	0
Iraq	1023	1157	262	2	8	7	8	2	6	4	5	8	2	2	
Jordan ****	115	113	22	0	0	0	0	0	0	2	0	1	0	0	
Kuwait	72	48	16	0	1	0	0	1	0	0	1	0	1		
Lebanon ****	89	87	28	0	0	0	0	1	0	2	0				
Libya	122	107	53	1	2	1	1	1	2	1	1	1	0	2	
Morocco	212	247	70	0	2	2	0	1	2	3	2	0	3	0	1
Oman	28	30	11	0	0	0	1	0	0	0	1	0	0	0	0
Pakistan	12276	15216	5722	144	162	170	173	123	161	175	137	128	108	36	1
Palestine ****	44	62	7	0	0	0	0	0	0	0	0				
Qatar	10	9	1	0	0	0	0	0	0	0	0	1	0	0	0
Saudi Arabia	242	236	61	2	5	0	0	0	2	4	2	0	2	0	0
Somalia	353	361	202	1	4	3	6	6	5	7	7	9	2	2	0
Sudan	579	608	121												
Syria ****	362	377	200	5	5	8	6	7	5	10	22	4	11	6	1
Tunisia	68	79	17	0	2	0	1	2	0	0	0	0	0	0	
U.A.E	40	50	13	0	0	0	0	0	1	1	0	0	0	0	0
Yemen	730	779	310	8	10	8	5	6	10	8	6	6	11	4	
<b>Total EMR</b>	<b>21920</b>	<b>25769</b>	<b>9592</b>	<b>235</b>	<b>296</b>	<b>285</b>	<b>291</b>	<b>200</b>	<b>261</b>	<b>319</b>	<b>291</b>	<b>251</b>	<b>231</b>	<b>113</b>	<b>11</b>

No data = No report received

Table 2: Confirmed polio cases by month of onset

Country	Total year 2018	Total year 2019	05/07		Confirmed polio cases by month of onset											
			2019	2020	August 2019	September 2019	October 2019	November 2019	December 2019	January 2020	February 2020	March 2020	April 2020	May 2020	June 2020	July 2020
Afghanistan	21	29	13	29	2	3	1	7	1	2	3	7		12	5	
Bahrain	0	0	0	0	0	0	0	0	0	0	0	0	0	0	0	0
Djibouti	0	0	0	0	0	0	0	0	0	0	0	0	0	0	0	0
Egypt	0	0	0	0	0	0	0	0	0	0	0	0	0	0	0	0
Iran	0	0	0	0	0	0	0	0	0	0	0	0	0	0	0	0
Iraq	0	0	0	0	0	0	0	0	0	0	0	0	0	0	0	0
Jordan ****	0	0	0	0	0	0	0	0	0	0	0	0	0	0	0	0
Kuwait	0	0	0	0	0	0	0	0	0	0	0	0	0	0	0	0
Lebanon ****	0	0	0	0	0	0	0	0	0	0	0	0	0	0	0	0
Libya	0	0	0	0	0	0	0	0	0	0	0	0	0	0	0	0
Morocco	0	0	0	0	0	0	0	0	0	0	0	0	0	0	0	0
Oman	0	0	0	0	0	0	0	0	0	0	0	0	0	0	0	0
Pakistan	12	147	48	58	14	5	17	23	32	18	17	7	6	6	4	
Palestine ****	0	0	0	0	0	0	0	0	0	0	0	0	0	0	0	0
Qatar	0	0	0	0	0	0	0	0	0	0	0	0	0	0	0	0
Saudi Arabia	0	0	0	0	0	0	0	0	0	0	0	0	0	0	0	0
Somalia	0	0	0	0	0	0	0	0	0	0	0	0	0	0	0	0
Sudan	0	0	0	0	0	0	0	0	0	0	0	0	0	0	0	0
Syria ****	0	0	0	0	0	0	0	0	0	0	0	0	0	0	0	0
Tunisia	0	0	0	0	0	0	0	0	0	0	0	0	0	0	0	0
U.A.E	0	0	0	0	0	0	0	0	0	0	0	0	0	0	0	0
Yemen	0	0	0	0	0	0	0	0	0	0	0	0	0	0	0	0
<b>Total EMR</b>	<b>33</b>	<b>176</b>	<b>61</b>	<b>87</b>	<b>16</b>	<b>8</b>	<b>18</b>	<b>30</b>	<b>33</b>	<b>20</b>	<b>20</b>	<b>14</b>	<b>6</b>	<b>18</b>	<b>9</b>	<b>0</b>

\*\*\*\* UNRWA cases are included with those of country of residence

## AFP SURVEILLANCE

Week 28, ending 12 July 2020

13-Jul-20

Number 1136

Table 3: Investigation of AFP cases with paralysis onset in 2019 &amp; 2020 up to Week (28/20) / Ending on : 12/07/2020

COUNTRY	2019												2020												Latest line List Date
	AFP									Specimen	Wild cases ****		AFP									Specimen	Wild cases ****		
	Total AFP cases onset 2019	Case classification					Non polio AFP rate **	AFP cases pending classification > 90 days from onset of paralysis	AFP cases pending classification and lab > 90 days from onset of paralysis	% with *** adequate specimens	Wild P1 Poliovirus	Wild P3 Poliovirus	Total AFP cases onset 2020	Case classification					Annualized Non polio AFP rate **	AFP cases pending classification > 90 days from onset of paralysis	AFP cases pending classification and lab > 90 days from onset of paralysis	% with *** adequate specimens	Wild P1 Poliovirus	Wild P3 Poliovirus	
		Total Confirmed Polio Cases *	Polio Compatible	Pending Classification	Discarded (non polio AFP)	VDPV								Total Confirmed Polio Cases *	Polio Compatible	Pending Classification	Discarded (non polio AFP)	VDPV							
Afghanistan	3768	29	1	0	3738	0	18.1	0	0	94.1	29	0	1737	29	0	308	1371	29	15.2	28	5	95.2	29	0	12/07/2020
Bahrain	17	0	0	0	17	0	5.9	0	0	100.0	0	0	10	0	0	6	4	0	6.5	3	3	90.0	0	0	05/07/2020
Djibouti	5	0	0	0	5	0	1.4	0	0	80.0	0	0	0	0	0	0	0	0	0.0	0	0		0	0	05/07/2019
Egypt	1343	0	0	0	1343	0	3.6	0	0	93.4	0	0	421	0	0	9	412	0	2.0	0	0	95.2	0	0	09/07/2020
Iran	1070	0	0	0	1069	1	5.2	0	0	97.1	0	0	308	0	0	8	300	0	2.8	0	0	99.7	0	0	12/07/2020
Iraq	1157	0	0	0	1157	0	7.4	0	0	94.3	0	0	262	0	0	19	243	0	3.1	4	0	91.6	0	0	10/07/2020
Jordan	113	0	0	0	113	0	3.9	0	0	100.0	0	0	22	0	0	1	21	0	1.1	0	0	100.0	0	0	09/07/2020
Kuwait	48	0	0	0	48	0	5.4	0	0	89.6	0	0	16	0	0	3	13	0	3.4	0	0	81.3	0	0	28/06/2020
Lebanon	87	0	0	0	87	0	4.7	0	0	89.7	0	0	28	0	0	11	17	0	2.8	7	6	96.4	0	0	19/06/2020
Libya	107	0	0	0	107	0	4.3	0	0	98.1	0	0	53	0	0	7	45	1	4.0	0	0	100.0	0	0	11/07/2020
Morocco	247	0	0	0	247	0	2.8	0	0	84.2	0	0	70	0	0	34	36	0	1.5	17	7	67.1	0	0	10/07/2020
Oman	30	0	0	0	30	0	2.7	0	0	80.0	0	0	11	0	0	0	11	0	1.8	0	0	100.0	0	0	12/07/2020
Pakistan	15216	147	6	22	15018	23	19.3	22	0	86.6	147	0	5722	58	4	497	5111	52	13.7	164	0	88.9	58	0	12/07/2020
Palestine	62	0	0	0	62	0	3.3	0	0	98.4	0	0	7	0	0	1	6	0	0.7	1	0	100.0	0	0	14/06/2020
Qatar	9	0	0	0	9	0	2.2	0	0	88.9	0	0	1	0	0	1	0	0	0.4	0	0	100.0	0	0	12/07/2020
Saudi Arabia	236	0	0	0	236	0	2.8	0	0	93.2	0	0	61	0	0	16	45	0	1.4	0	0	93.4	0	0	12/07/2020
Somalia	361	0	0	0	358	3	5.7	0	0	95.6	0	0	202	0	0	26	175	1	4.7	1	1	96.5	0	0	12/07/2020
Sudan	608	0	0	0	608	0	3.4	0	0	96.4	0	0	121	0	0	12	109	0	1.2	12	8	96.7	0	0	16/04/2020
Syria	377	0	0	0	377	0	4.8	0	0	88.1	0	0	200	0	0	32	168	0	4.7	0	0	92.5	0	0	11/07/2020
Tunisia	79	0	0	0	78	1	2.9	0	0	74.7	0	0	17	0	0	2	15	0	1.2	0	0	70.6	0	0	10/07/2020
U.A.E	50	0	0	0	50	0	4.0	0	0	90.0	0	0	13	0	0	2	11	0	2.0	0	0	100.0	0	0	12/07/2020
Yemen	779	0	0	9	770	0	5.5	9	6	89.0	0	0	310	0	0	204	105	1	4.2	108	102	92.6	0	0	05/07/2020
EMR	25769	176	7	31	25527	28	10.1	31	6	89.5	176	0	9592	87	4	1199	8218	84	6.9	345	132	91.2	87	0	
2018	21920	33	4	0	21868	15	8.7	0	0	89.8	33	0													

\* Confirmed polio cases refer to wild isolation from AFP cases or from contacts of negative index AFP cases

\*\* Non-polio AFP per 100,000 children &lt;15 years

\*\*\* Adequate here refers to two stool specimens collected at least 24 hours apart, within 14 days of paralysis onset and specimens received in the lab in Good Condition

\*\*\*\* AFP cases co infected with P1 and P3 are counted separately as wild isolates

World Health Organization – Regional Office for Eastern Mediterranean  
AFP SURVEILLANCE  
Week 28, ending 12 July 2020

13-Jul-20  
Number 1136

COUNTRY	2019						2020					
	# OF CONTACTS	LAB RESULTS					# OF CONTACTS	LAB RESULTS				
		WILD	VDPV	SL	NPEV	PENDING		WILD	VDPV	SL	NPEV	PENDING
AFG	1138	8	0	48	202	0	413	11	3	18	49	43
BAH	0	0	0	0	0	0	1	0	0	0	0	1
DJI	1	0	0	0	0	0	0	0	0	0	0	0
EGY	498	0	0	8	57	0	113	0	0	7	4	4
IRN	216	0	0	4	7	0	8	0	0	0	0	0
IRQ	603	0	0	12	39	6	131	0	0	0	8	3
JOR	0	0	0	0	0	0	0	0	0	0	0	0
KUW	0	0	0	0	0	0	0	0	0	0	0	0
LEB	24	0	0	0	3	0	0	0	0	0	0	0
LIB	6	0	0	0	3	0	0	0	0	0	0	0
MOR	85	0	0	3	1	30	4	0	0	0	0	2
OMA	78	0	0	2	28	0	35	0	0	2	6	0
PAK	5497	26	9	248	959	0	2353	13	6	230	302	81
PAL	0	0	0	0	0	0	0	0	0	0	0	0
QAT	0	0	0	0	0	0	0	0	0	0	0	0
SAA	44	0	0	1	0	0	6	0	0	1	0	0
SOM	1081	0	1	45	141	5	606	0	0	12	72	89
SUD	402	0	0	1	31	90	32	0	0	0	2	7
SYR	813	0	0	23	36	0	231	0	0	11	5	8
TUN	27	0	0	0	2	0	2	0	0	0	0	1
UAE	0	0	0	0	0	0	0	0	0	0	0	0
YEM	423	0	0	0	0	220	61	0	0	0	0	61
<b>EMR</b>	<b>10936</b>	<b>34</b>	<b>10</b>	<b>395</b>	<b>1509</b>	<b>351</b>	<b>3996</b>	<b>24</b>	<b>9</b>	<b>281</b>	<b>448</b>	<b>300</b>

Table 4 (B): Most recent wild contacts in EMRO, 2019-2020

Year	Country	Data	
		Count of wild contacts	Date of Most Recent stool collection
2020	Afghanistan	11	29/May/20
	Pakistan	13	9/Jun/20
<b>2020 Total</b>		<b>24</b>	<b>9/Jun/20</b>
2019	Afghanistan	8	17/Aug/19
	Pakistan	26	26/Dec/19
<b>2019 Total</b>		<b>34</b>	<b>26/Dec/19</b>

Table 4 (C): Number of distribution by district of -ve index AFP cases identified as wild positive by contact in EMR, 2019-2020

YEAR	COUNTRY	PROVINCE	DISTRICT	COUNT	First case	Last case	
2020	AFG	KANDAHAR	NESH	1	23-May-20	23-May-20	
			HILMAND	1	4-Jan-20	4-Jan-20	
			NIMROZ	1	28-Feb-20	28-Feb-20	
			FARAH	1	06-May-20	06-May-20	
	PAK	PUNJAB	DG KHAN	1	18-Jan-20	18-Jan-20	
		KHYBER PAKHTUNKHWA (KP)	KARAK	1	20-Jan-20	20-Jan-20	
		SINDH	JACOBABAD	1	07-Feb-20	07-Feb-20	
<b>2020 Total</b>				<b>7</b>	<b>04-Jan-20</b>	<b>23-May-20</b>	
2019	AFG	URUZGAN	TIRINKOT	1	2-Aug-19	2-Aug-19	
			HILMAND	MUSAQALAH	1	05-Jun-19	05-Jun-19
			SANGIN	1	06-Mar-19	06-Mar-19	
	PAK	PUNJAB	DG KHAN	2	2-Dec-19	10-Dec-19	
			KHIORANGI	1	28-Aug-19	28-Aug-19	
		SINDH	SUJAWAL	1	25-Sep-19	25-Sep-19	
			JAMSHORO	1	09-Oct-19	09-Oct-19	
			T. ALLAHYAR	1	10-Nov-19	10-Nov-19	
			KAMBAR	1	02-Nov-19	02-Nov-19	
			MIRPURKHAS	2	01-Dec-19	18-Dec-19	
			LARKANA	1	24-Dec-19	24-Dec-19	
			JACOBABAD	1	19-Dec-19	19-Dec-19	
			BALOCHSITAN	MASTUNG	1	18-Nov-19	18-Nov-19
				KILLABDULLAH	2	2-Jul-19	19-Nov-19
				BANNU	1	13-Nov-19	13-Nov-19
			KHYBER PAKHTUNKHWA (KP)	SWABI	1	17-Nov-19	17-Nov-19
				TANK	1	30-Oct-19	30-Oct-19
				LAKKIMRWAT	3	27-May-19	04-Oct-19
				TORGHAR	1	25-May-19	25-May-19
<b>2019 Total</b>				<b>24</b>	<b>06-Mar-19</b>	<b>24-Dec-19</b>	

## AFP SURVEILLANCE

Week 28, ending 12 July 2020

13-Jul-20

Number 1136

Table 5: Laboratory investigation of AFP cases with paralysis onset in 2020 up to Week (28/2020) / Ending on : (12/07/2020)

Country	Polio laboratories  ITD / Nucleotide Sequencing (Nucleotide Sequencing performed by EGY, PAK, TUN, CDC and RIVM laboratories)	AFP cases with specimens	Preliminary virus isolation results of AFP cases						Poliovirus intratypic differentiation results #											Indicators				Latest report Date		
			Referred for ITD		NPEV only	Negative	Pending		Type 1			Type 2			Type 3			Discordant pending sequence	NPEV by PCR	Non-EV	Pending ITD	% specimens positive for NPEV*	% AFP cases with culture results within 14 days		% AFP cases with ITD results within 7 days	% AFP cases with ITD results within 45 days of onset**
			L20B+	L20B+/NPEV			received < / = 14 days	received > 14 days ago	Wild	Sabin	VDPV	Wild	Sabin	VDPV	Wild	Sabin	VDPV									
Afghanistan	RRL Pakistan	1666	150	17	183	1144	172		25	71			2	24		67			1		13	11%	86%	100%	98%	12/07/2020
Bahrain	NPL Oman / CDC																									05/07/2020
Djibouti	NPL Kenya / CDC																									05/07/2020
Egypt***	RRL Egypt	446	16	5	30	364	24	7	16	8						9		2	3		6%	97%	100%	99%	09/07/2020	
Iran	NPL Iran / CDC	316	4		4	297	11		3							2					1%	100%	100%	100%	11/07/2020	
Iraq	RRL Egypt	259			29	219	8	3													11%	94%		100%	09/07/2020	
Jordan	NPL Jordan / RRL EGYPT	22			4	18															18%	100%		100%	12/07/2020	
Kuwait	RRL Kuwait / RIVM	19				16	3														2%	69%		94%	12/07/2020	
Lebanon	NPL Jordan / RRL EGYPT	19			5	14															26%	100%		100%	12/07/2020	
Libya	RRL Tunisia / RIVM	51	4			47									3	1					0%	100%	100%	76%	26/06/2020	
Morocco	NPL Morocco / RRL Tunisia	55			1	53	1														1%	100%		98%	10/07/2020	
Oman	NPL Oman / CDC	11			2	8		1													17%	100%		100%	05/07/2020	
Pakistan	RRL Pakistan	5662	444	39	610	4346	200	13	55	125			136	49		195		1	1	1	3	10%	92%	99%	97%	12/07/2020
Palestine & UNRWA		7				7															0%	29%		100%	14/06/2020	
Qatar	NPL Oman / CDC																									05/07/2020
Saudi Arabia	NPL Saudi Arabia / CDC	62				59	2	1													0%	100%		100%	05/07/2020	
Somalia	NPL Kenya / CDC	202	4	2	34	136	5	21	2	1					5						20%	6%		97%	12/07/2020	
Sudan	NPL Sudan / RRL Egypt	120	2		13	99		6													13%	100%			12/07/2020	
Syria	NPL Syria / RRL Egypt	194	9		3	160	22														2%	100%			11/07/2020	
Tunisia	RRL Tunisia	16				15		1													0%	100%		93%	26/05/2020	
U.A.E	NPL Oman / CDC	10				10															0%	100%		60%	05/07/2020	
Yemen	NPL Kenya / CDC	104	8		23	73			2	1					5				1		21%	94%	63%	0%	05/07/2020	
<b>Total EMR 2020</b>		9241	641	63	941	7085	448	53	80	211	2		138	73		286	1	1	4	5	16	10%	91%	99%	96%	
<b>Total EMR 2019</b>		24835	1052	100	3659	19986		26	152	575	1		46	24		625	1	3	21	6	1	13%	95%	99%	96%	

\* Specimens from all sources including non-AFP cases, excluding environmental samples

\*\* This indicator reflects surveillance and laboratory activities

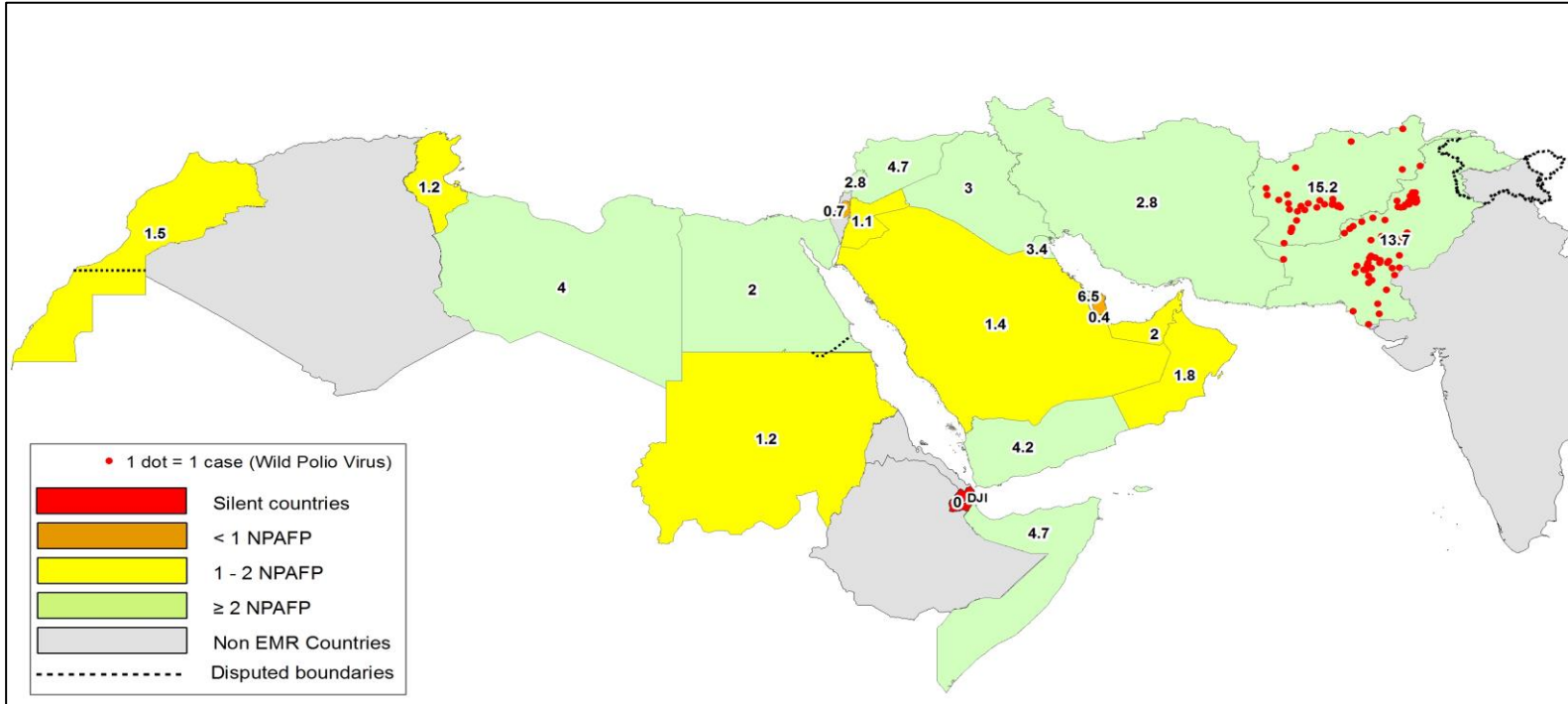
**Table 6: Environmental isolate by year and type**

COUNTRY	LAB RESULTS	2016	2017	2018	2019	2020
AFG	Wild	2	42	83	56	16
	Wild+cVDPV2					1
	cVDPV2					25
	EV/SL	177	265	248	200	90
	Negative	6	9	5	3	3
AFG Total		185	316	336	259	174
EGY	cVDPV3					1
	EV/SL	492	481	508	666	233
	Negative	36	41	32	34	20
	Pending					23
EGY Total		528	522	540	700	277
IRN	Wild				3	
	EV/SL		5	51	65	12
	Negative		1	3	3	
	Pending					1
IRN Total			6	54	71	13
JOR	EV/SL	2	29	36	36	9
	Negative		2			1
	Pending					1
JOR Total		2	31	36	36	11
KUW	EV/SL			3	3	
	Pending					8
KUW Total				3	11	
LEB	EV/SL	2	26	44	44	9
	Negative	2	1	1	3	2
LEB Total		4	27	45	47	11
PAK	Wild	59	105	139	367	212
	Wild+cVDPV2	2			10	21
	Wild+aVDPV2	1	1		2	3
	cVDPV2	2			25	6
	aVDPV2	3	4		2	1
	EV/SL	456	523	531	421	152
	Negative	6		3	4	3
PAK Total		529	633	673	831	430
SOM	cVDPV2		2	19	5	13
	cVDPV3			11		
	aVDPV2			2	1	
	EV/SL		20	43	28	7
	Negative		14	138	29	22
SOM Total			36	213	63	44
SUD	EV/SL			15	42	13
	Negative				1	2
	Pending				17	10
SUD Total				15	60	25
SYR	EV/SL		4	81	155	87
	Negative			21	30	15
	Pending					3
SYR Total			4	102	185	105
<b>TOTAL</b>		<b>1248</b>	<b>1575</b>	<b>2017</b>	<b>2263</b>	<b>1090</b>

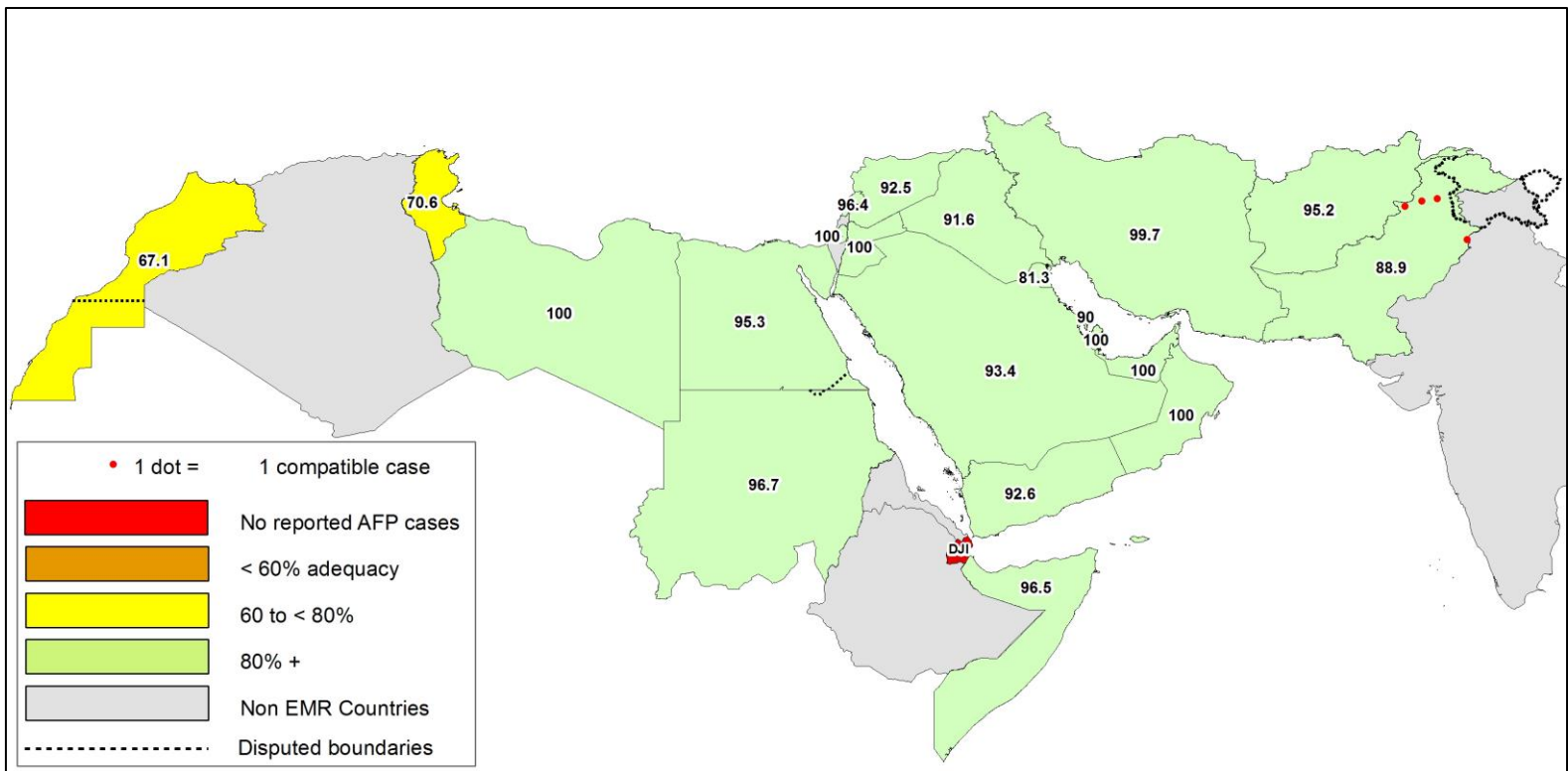
**Table 7: Environmental Wild/VPV isolate by site 2019-2020**

YEAR	COUNTRY	LAB RESULTS	PROVINCE	Count	First date	Last date	
2019	AFG	Wild	HILMAND	19	6/Jan/19	25/Dec/19	
			KANDAHAR	24	6/Jan/19	25/Dec/19	
			NANGARHAR	13	26/Jan/19	25/Dec/19	
	AFG Total			56	6/Jan/19	25/Dec/19	
	IRN	Wild	S & B	3	22/Apr/19	20/May/19	
			IRN Total	3	22/Apr/19	20/May/19	
	PAK	Wild	BALUCHISTAN	72	1/Jan/19	20/Dec/19	
			GBALISTAN	1	9/Dec/19	9/Dec/19	
			ISLAMABAD	3	12/Apr/19	21/Aug/19	
			KPAKHTUNKHWA	40	8/Jan/19	28/Dec/19	
			PUNJAB	97	5/Jan/19	17/Dec/19	
			SINDH	154	2/Jan/19	17/Dec/19	
		Wild+cVDPV2	KPAKHTUNKHWA	1	31/Dec/19	31/Dec/19	
			PUNJAB	5	6/Aug/19	16/Dec/19	
			SINDH	4	7/Oct/19	18/Dec/19	
		cVDPV2	GBALISTAN	5	24/Aug/19	6/Nov/19	
			ISLAMABAD	1	12/Nov/19	12/Nov/19	
			KPAKHTUNKHWA	8	9/Oct/19	24/Dec/19	
			PUNJAB	10	21/Aug/19	17/Dec/19	
	aVDPV2	SINDH	1	19/Dec/19	19/Dec/19		
PUNJAB		2	11/Apr/19	18/Dec/19			
PAK Total			404	1/Jan/19	31/Dec/19		
SOM	cVDPV2	BANADIR	5	10/Nov/19	22/Dec/19		
		aVDPV2	1	3/Feb/19	3/Feb/19		
SOM Total			6	3/Feb/19	22/Dec/19		
2019 Total			469	1/Jan/19	31/Dec/19		
2020	AFG	Wild	HILMAND	4	1/Jan/20	27/Apr/20	
			HIRAT	2	26/Apr/20	27/May/20	
			KANDAHAR	8	28/Jan/20	27/May/20	
			KHOST	1	25/Apr/20	25/Apr/20	
			NANGARHAR	1	26/Jan/20	26/Jan/20	
			Wild+cVDPV2	NANGARHAR	1	8/Jan/20	8/Jan/20
			cVDPV2	KABUL	1	26/Apr/20	26/Apr/20
	NANGARHAR	24	7/Jan/20	5/May/20			
	AFG Total			42	1/Jan/20	27/May/20	
	EGY	cVDPV3	GIZA	1	31/May/20	31/May/20	
	EGY Total			1	31/May/20	31/May/20	
	PAK	Wild	AJK	1	25/Feb/20	25/Feb/20	
			BALUCHISTAN	53	1/Jan/20	28/Jun/20	
			GBALISTAN	1	12/May/20	12/May/20	
			ISLAMABAD	1	16/Jan/20	16/Jan/20	
			KPAKHTUNKHWA	12	28/Jan/20	26/Jun/20	
			PUNJAB	61	4/Jan/20	18/Jun/20	
			SINDH	83	3/Jan/20	18/Jun/20	
			Wild+cVDPV2	BALUCHISTAN	2	1/Feb/20	2/Mar/20
			KPAKHTUNKHWA	1	11/Mar/20	11/Mar/20	
			PUNJAB	4	4/Jan/20	4/May/20	
			SINDH	14	3/Jan/20	14/May/20	
			cVDPV2	KPAKHTUNKHWA	4	10/Jan/20	17/Apr/20
PUNJAB			2	16/Jan/20	17/Apr/20		
aVDPV2			KPAKHTUNKHWA	1	10/Apr/20	10/Apr/20	
PAK Total					240	1/Jan/20	28/Jun/20
SOM	cVDPV2	BANADIR	13	5/Jan/20	19/May/20		
SOM Total			13	5/Jan/20	19/May/20		
2020 Total			296	1/Jan/20	28/Jun/20		

**Figure 1: Non Polio AFP Rate and Wild Virus in EMR 01/01/2020 - 12/07/2020**



**Figure 2: Percent of AFP cases with Adequate Samples & Compatible Cases in EMR 01/01/2020 - 12/07/2020**

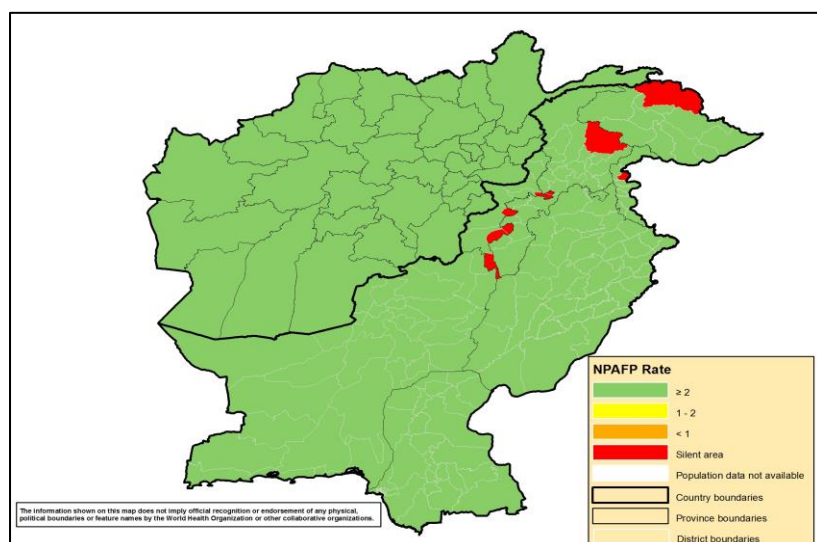


**Table 8: Wild polio cases by country and date of onset of paralysis in EMR, 2019 - 2020**

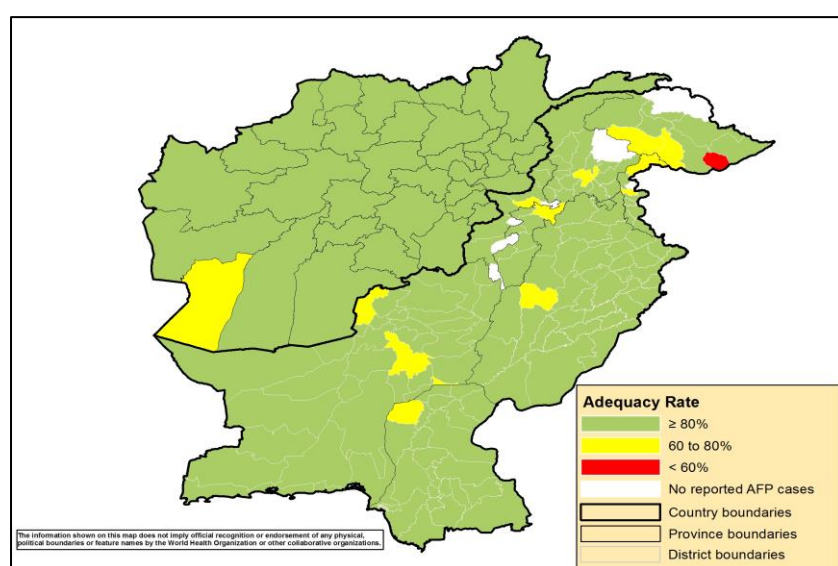
Year	COUNTRY	Count	First Case	Last Case
2020	AFG	29	4-Jan-20	13-Jun-20
	PAK	58	1-Jan-20	9-Jun-20
<b>2020 Total</b>		<b>87</b>	<b>1-Jan-20</b>	<b>13-Jun-20</b>
2019	AFG	29	4-Jan-19	7-Dec-19
	PAK	147	15-Jan-19	31-Dec-19
<b>2019 Total</b>		<b>176</b>	<b>4-Jan-19</b>	<b>31-Dec-19</b>



**Figure 3: Non Polio AFP rate by Province in Afghanistan & by District in Pakistan 01/01/2020 - 12/07/2020**

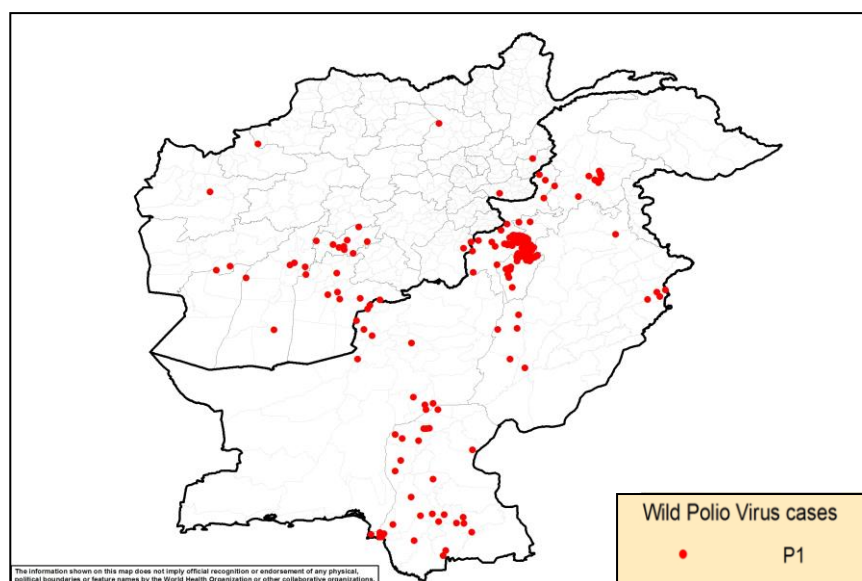


**Figure 4: Percent of AFP cases with Adequate Samples in Afghanistan by Province & Pakistan by District 01/01/2020 - 12/07/2020**

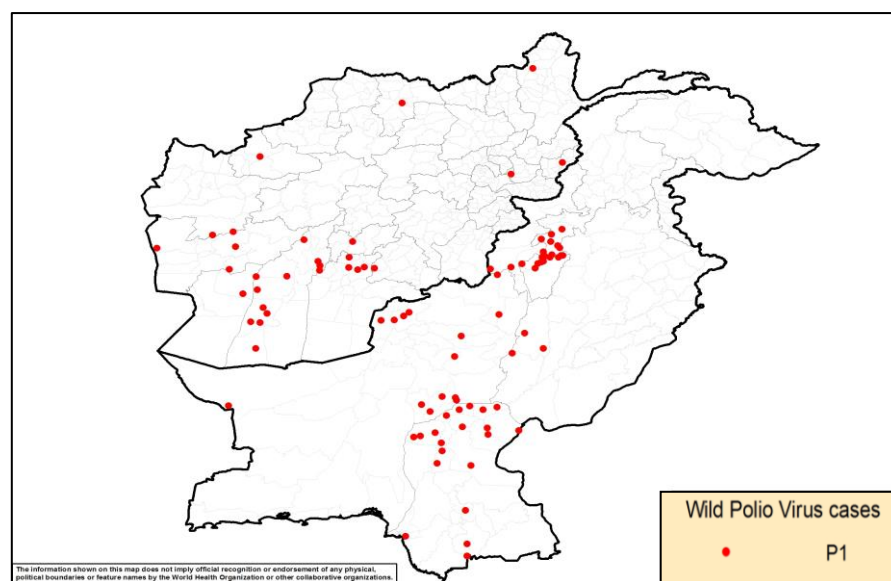


**Figure 5: Wild Virus Cases by Type & District in Afghanistan & Pakistan**

**5(a) 01/01/2019 - 31/12/2019**



**5(b) 01/01/2020 - 12/07/2020**



World Health Organization – Regional Office for Eastern Mediterranean  
AFP SURVEILLANCE  
Week 28, ending 12 July 2020

13-Jul-20  
Number 1136

**Table 9: Wild Polio cases by district and date of onset of paralysis, Afghanistan 2019-2020**

ONSETYR	PROVINCE	DISTRICT	Count	First case	Last case
<b>2020</b>	BALKH	DEHDADI	1	15-Mar-20	15-Mar-20
	HIRAT	SHINDAND	1	21-Mar-20	21-Mar-20
	FARAH	BALABULUK	2	11-May-20	17-May-20
		ANARDARA	1	6-May-20	6-May-20
		BAKWA	1	4-Feb-20	4-Feb-20
	BADGHIS	QADIS	1	13-May-20	13-May-20
	KUNAR	SHIGAL WA SHELTA	1	5-Mar-20	5-Mar-20
	LAGHMAN	MEHTARLAM	1	10-Feb-20	10-Feb-20
	KANDAHAR	SHAHWALIKOT	3	4-Mar-20	6-Jun-20
		NESH	1	23-May-20	23-May-20
		GHORAK	1	19-Mar-20	19-Mar-20
	ZABUL	MIZAN	1	21-Jan-20	21-Jan-20
	HILMAND	WASHER	2	4-Jan-20	13-Jun-20
		KAJAKI	1	10-Jun-20	10-Jun-20
		REG	4	25-May-20	3-Jun-20
		DEH-E-SHU	1	27-May-20	27-May-20
		NAWZAD	1	11-May-20	11-May-20
		SANGIN	1	7-May-20	7-May-20
	URUZGAN	NAD-E-ALI	1	1-May-20	1-May-20
		TIRINKOT	1	28-May-20	28-May-20
NIMROZ		KHASHROD	1	28-Feb-20	28-Feb-20
BADAKHSHAN	YAWAN	1	10-Mar-20	10-Mar-20	
<b>2020 Total</b>			<b>29</b>	<b>4-Jan-20</b>	<b>13-Jun-20</b>
<b>2019</b>	HIRAT	PASHTUNZARGHUN	1	19-Nov-19	19-Nov-19
	FARAH	BAKWA	2	14-Nov-19	25-Nov-19
	BADGHIS	BALAMURGHAB	1	17-Oct-19	17-Oct-19
	NANGARHAR	KHOGYANI	1	18-Sep-19	18-Sep-19
	KUNAR	WATAPUR	1	8-May-19	8-May-19
	PAKTIKA	BERMEL	2	15-Sep-19	28-Sep-19
	KANDAHAR	SHAHWALIKOT	1	7-Dec-19	7-Dec-19
		SPINBOLDAK	2	4-Jan-19	22-Nov-19
		KANDAHAR	2	17-Aug-19	10-Nov-19
		GHORAK	1	12-Jan-19	12-Jan-19
	HILMAND	GARMSER	1	26-May-19	26-May-19
		MUSAQALAH	1	5-May-19	5-May-19
		NAWZAD	1	3-Apr-19	3-Apr-19
		WASHER	1	23-Mar-19	23-Mar-19
		SANGIN	1	6-Mar-19	6-Mar-19
	URUZGAN	KHASURUZGAN	1	2-Nov-19	2-Nov-19
		TIRINKOT	4	19-May-19	2-Aug-19
CHORA		3	20-Mar-19	23-Jul-19	
SHAHID-E-HASSAS		1	25-Feb-19	25-Feb-19	
BAGHLAN	PUL-E- KHUMRI	1	14-Nov-19	14-Nov-19	
<b>2019 Total</b>			<b>29</b>	<b>4-Jan-19</b>	<b>7-Dec-19</b>

## World Health Organization – Regional Office for Eastern Mediterranean

## AFP SURVEILLANCE

Week 28, ending 12 July 2020

13-Jul-20

Number 1136

Table 10: Wild Polio cases by district and date of onset of paralysis, Pakistan 2019-2020

ONSETYR	PROVINCE	DISTRICT	Count	First case	Last case	
2020	KHYBER PAKHTUNKHWA	WAZIR-S	2	21-Feb-20	8-Jun-20	
		BANNU	1	27-Apr-20	27-Apr-20	
		TANK	4	11-Jan-20	15-Mar-20	
		KARAK	2	20-Jan-20	13-Mar-20	
		LAKKIMRWT	12	2-Jan-20	9-Mar-20	
	BALOCHISTAN	CHAGHAI	1	4-Jun-20	4-Jun-20	
		DUKKI	1	26-May-20	26-May-20	
		PISHIN	3	31-Jan-20	26-May-20	
		KABDULAH	1	11-May-20	11-May-20	
		JHALMAGSI	1	19-Apr-20	19-Apr-20	
		ZHOB	2	22-Feb-20	13-Apr-20	
		NSIRABAD	2	3-Jan-20	13-Apr-20	
		JAFARABAD	1	12-Feb-20	12-Feb-20	
		SOHBATPUR	1	12-Feb-20	12-Feb-20	
		SIBI	1	7-Feb-20	7-Feb-20	
		PUNJAB	RAJANPUR	1	2-Jun-20	2-Jun-20
	DGKHAN		2	18-Jan-20	4-May-20	
	SINDH	KHILANDHI	1	9-Jun-20	9-Jun-20	
		LARKANA	1	21-May-20	21-May-20	
		GHOTKI	3	2-Mar-20	18-May-20	
		KAMBAR	3	8-Jan-20	11-Apr-20	
		KHAIRPUR	1	27-Mar-20	27-Mar-20	
		JACOBABAD	3	7-Feb-20	16-Mar-20	
		NFEROZ	2	8-Feb-20	22-Feb-20	
		SHIKARPUR	1	11-Feb-20	11-Feb-20	
		KASHMORE	2	16-Jan-20	3-Feb-20	
		T.ALLAHYAR	1	7-Jan-20	7-Jan-20	
		SUJAWAL	1	7-Jan-20	7-Jan-20	
	BADIN	1	1-Jan-20	1-Jan-20		
	<b>2020 Total</b>			<b>58</b>	<b>1-Jan-20</b>	<b>9-Jun-20</b>
	2019	KHYBER PAKHTUNKHWA	LAKKIMRWT	32	27-May-19	31-Dec-19
			DIKHAN	4	5-May-19	21-Dec-19
			MOHMAND	1	20-Dec-19	20-Dec-19
TANK			6	11-Oct-19	18-Dec-19	
BANNU			26	15-Jan-19	30-Nov-19	
SWABI			1	17-Nov-19	17-Nov-19	
WAZIR-N			9	4-Apr-19	10-Oct-19	
TORGHAR			7	25-May-19	13-Sep-19	
WAZIR-S			1	20-Aug-19	20-Aug-19	
HANGU			2	20-Jan-19	28-Jul-19	
CHARSADA			1	21-Jul-19	21-Jul-19	
SHANGLA			1	18-May-19	18-May-19	
KHYBER			1	14-Feb-19	14-Feb-19	
BAJOUR			1	18-Jan-19	18-Jan-19	
BALOCHISTAN			KABDULAH	5	9-Jun-19	31-Dec-19
			JAFARABAD	3	28-May-19	18-Dec-19
		NSIRABAD	1	5-Dec-19	5-Dec-19	
		MASTUNG	1	18-Nov-19	18-Nov-19	
		HARNAI	1	27-Sep-19	27-Sep-19	
PUNJAB		QUETTA	1	6-Jul-19	6-Jul-19	
		LAHORE	5	20-Jan-19	28-Dec-19	
		DGKHAN	4	2-Dec-19	25-Dec-19	
		OKARA	1	8-Dec-19	8-Dec-19	
		MUZFARGARH	1	26-Nov-19	26-Nov-19	
SINDH		JHELUM	1	21-Jun-19	21-Jun-19	
		THATTA	1	26-Dec-19	26-Dec-19	
		DADU	2	6-Dec-19	26-Dec-19	
		LARKANA	3	17-Apr-19	24-Dec-19	
		JAMSHORO	3	23-Aug-19	22-Dec-19	
		JACOBABAD	1	19-Dec-19	19-Dec-19	
		MIRPURKHAS	4	17-Nov-19	18-Dec-19	
		KAMBAR	3	2-Nov-19	14-Dec-19	
		BADIN	1	28-Nov-19	28-Nov-19	
		T.ALLAHYAR	1	10-Nov-19	10-Nov-19	
		KHIKAMARI	1	29-Oct-19	29-Oct-19	
		SUKKUR	1	27-Oct-19	27-Oct-19	
		KHIJAMSHEED	1	24-Oct-19	24-Oct-19	
		SBENAZIRABAD	1	19-Oct-19	19-Oct-19	
		SUJAWAL	1	25-Sep-19	25-Sep-19	
KHILAYARI		KHIORANGI	2	20-Aug-19	26-Aug-19	
		HYDERABAD	2	20-Jul-19	5-Aug-19	
	KHIGIQBAL	1	29-Apr-19	29-Apr-19		
	KHILAYARI	1	25-Feb-19	25-Feb-19		
				<b>147</b>	<b>15-Jan-19</b>	<b>31-Dec-19</b>

World Health Organization – Regional Office for Eastern Mediterranean

AFP SURVEILLANCE

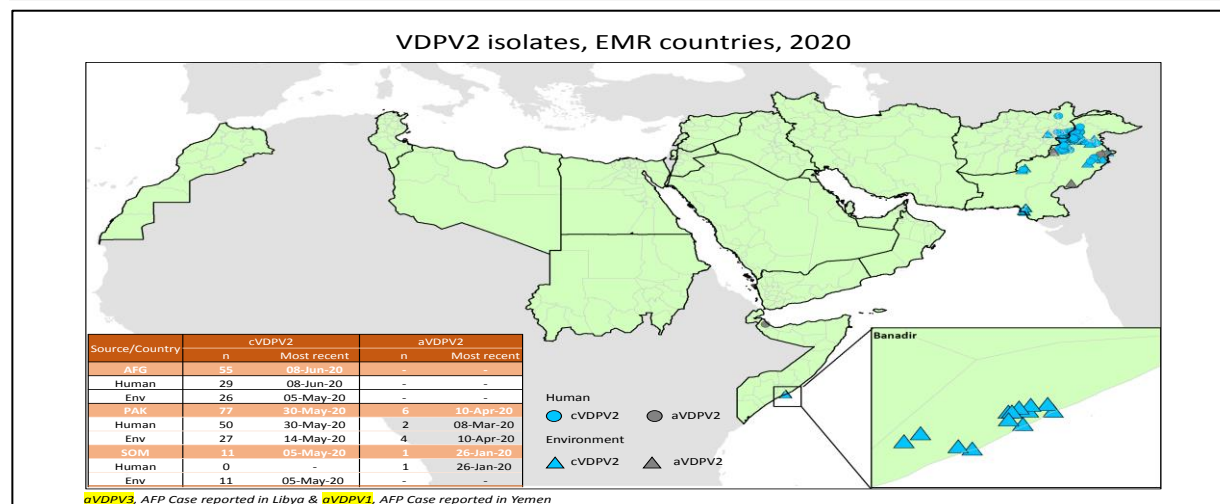
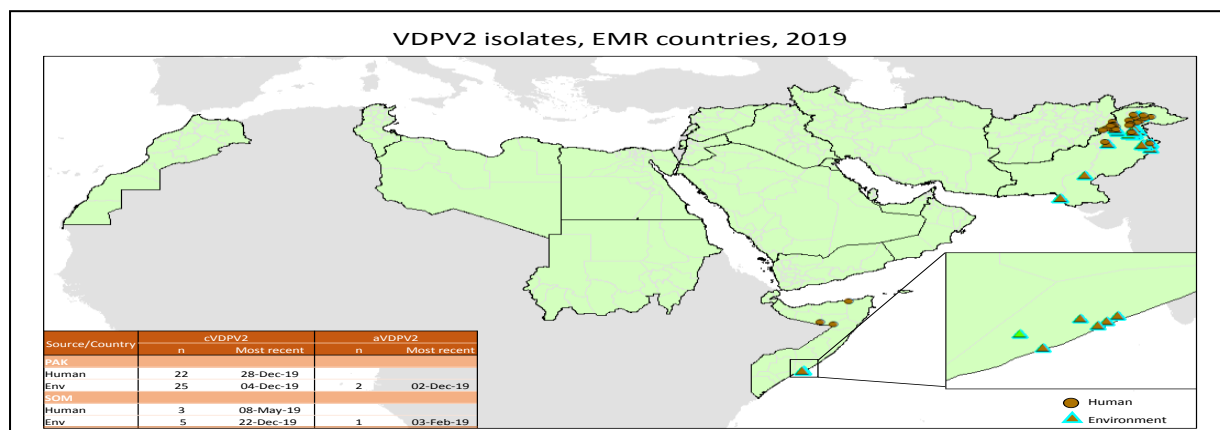
13-Jul-20

Week 28, ending 12 July 2020

Number 1136

**Table 11: Circulating VDPV cases and date of onset of paralysis in EMR countries by districts 2019-2020**

COUNTRY	YEAR	PROVINCE	DISTRICT	Count	First Case	Last Case		
AFG	2020	BADAKHSAN	KESHEM	1	23-Apr-20	23-Apr-20		
			ALISHANG	1	24-May-20	24-May-20		
			LAGHMAN	1	20-May-20	20-May-20		
		KUNAR	NARANG	1	1-May-20	1-May-20		
			NURGAL	1	6-Apr-20	6-Apr-20		
		NANGARHAR	ACHIN	2	25-May-20	08-Jun-20		
			CHAPARHAR	2	11-May-20	01-Jun-20		
			BEHSUD	2	28-Apr-20	04-Jun-20		
			RODAT	1	18-Apr-20	18-Apr-20		
			LALPUR	3	30-Apr-20	21-May-20		
			BATIKOT	1	5-Feb-20	5-Feb-20		
			SHINWAR	5	27-Mar-20	22-May-20		
			Muhmand Dara	4	6-Apr-20	26-May-20		
			Kama	2	4-Apr-20	30-Apr-20		
			Deh-bala	1	18-Apr-20	18-Apr-20		
			Dar-e-Nur	1	16-Apr-20	16-Apr-20		
		PAK	2020	SINDH	KHIBALDIA	1	15-May-20	15-May-20
					KHISITE	1	2-May-20	2-May-20
				BALUCHISTAN	QUETTA	1	29-Feb-20	29-Feb-20
PUNJAB	ATTOCK			1	30-May-20	30-May-20		
	RAWALPINDI			1	18-Jan-20	18-Jan-20		
KHYBER PAKHTUNKHWA	FAISALABAD			3	5-Feb-20	14-Mar-20		
	TANK			1	24-May-20	24-May-20		
	DIRUPPER			1	12-Apr-20	12-Apr-20		
	WAZIR-S			1	21-Mar-20	21-Mar-20		
	PESHAWAR			6	2-Jan-20	10-Apr-20		
	BAJOUR	3	3-Jan-20	30-Jan-20				
	KHYBER	15	12-Jan-20	1-Mar-20				
	NOWSHERA	4	18-Jan-20	18-Jan-20				
LAKKI MARWAT	5	27-Jan-20	26-Feb-20					
MARDAN	1	2-Jan-20	2-Jan-20					
DIR LOWER	3	2-Feb-20	25-Mar-20					
BANNU	2	3-Jan-20	13-Feb-20					
<b>Total 2020</b>				<b>79</b>	<b>2-Jan-20</b>	<b>8-Jun-20</b>		
PAK	2019	PUNJAB	GUJRANWALA	1	22-Nov-19	22-Nov-19		
			KHYBER	3	12-Dec-19	28-Dec-19		
			MOHMAND	3	12-Dec-19	21-Dec-19		
		KHYBER PAKHTUNKHWA	BAJOUR	1	1-Dec-19	1-Dec-19		
			PESHAWAR	1	8-Dec-19	8-Dec-19		
			LAKKI MARWAT	1	13-Dec-19	13-Dec-19		
			CHARSADA	1	3-Nov-19	3-Nov-19		
			KOHISTANUPPER	1	27-Oct-19	27-Oct-19		
			KOHISTANLOWER	2	6-Oct-19	11-Oct-19		
			TORGAR	3	4-Sep-19	17-Dec-19		
		ISLAMABAD	CDA	1	11-Sep-19	11-Sep-19		
		GILGIT BALTISTAN	DIAMER	4	7-Jul-19	28-Aug-19		
		SOM	BARI	1	8-May-19	8-May-19		
			TOGDHER	1	21-Apr-19	21-Apr-19		
		SOOL	1	15-Mar-19	15-Mar-19			
<b>Total 2019</b>				<b>25</b>	<b>15-Mar-19</b>	<b>28-Dec-19</b>		



aVDPV3, AFP Case reported in Libya & aVDPV1, AFP Case reported in Yemen