

Highlights of Polio Fax Bulletin No. 1135 for Week 27 2020

I. Salient features

1. Polio eradication teams at the Regional and Country levels are contributing into COVID19 Response, particularly in areas of surveillance (field and laboratory), data analysis, communications and coordination.
2. Wild Poliovirus Type-1 (WPV1):
 - One new WPV1 case reported this week from Pakistan bringing the total number of WPV1 cases in the region to 82 (Afghanistan – 26 and Pakistan – 56).
 - Nine new WPV1 positive environmental samples reported this week, all from Pakistan.
3. Vaccine Derived Poliovirus (VDPV):
 - Eleven new cVDPV2 cases reported this week, 8 from Afghanistan and 3 from Pakistan.
 - Five new cVDPV2 positive environmental samples reported this week, 4 from Afghanistan and 1 from Pakistan.

II. Wild Poliovirus Transmission

Endemic countries (Pakistan & Afghanistan): Following was reported this week:

- a. *Human samples:* One new WPV1 case reported this week from Pakistan. Total WPV1 cases in 2020 to date is 82 (26 from Afghanistan and 56 from Pakistan). This compares with 59 cases in 2019 in the same period (13 from Afghanistan and 46 from Pakistan).
 - Afghanistan: No new wild poliovirus cases reported this week
In 2020, 26 WPV1 cases are reported so far - nine cases from Hilmand province; four each from Kandahar and Farah provinces; and one each from Zabul, Nimroz, Laghman, Kunar, Badakhshan, Balkh, Herat, Badghis and Uruzgan provinces. The most recent case has onset of paralysis on 3 June 2020.
 - Pakistan: One new WPV1 case reported this week and details are as follows:
The case reported from Waziristan South district, Khyber Pakhtunkhwa (KP) province, with date of onset 8 June 2020. The case is a 42-month old male child. The child did not receive any OPV doses neither from routine nor from supplementary immunization activities (SIAs).
In 2020, 56 WPV1 cases are reported so far, 21 cases from Khyber Pakhtunkhwa (KP) province, 18 from Sindh, 14 from Balochistan and 3 from Punjab province. The most recent case has onset of paralysis on 8 June 2020.
- b. *Environmental samples:* 9 new WPV1 positive environmental samples reported this week, all from Pakistan.
 - Afghanistan: In 2020 to date, there are 17 WPV1 positive environmental samples including one combined (WPV1 and cVDPV2) with most recent sample collected on 27 May 2020.
 - Pakistan: In 2020 to date, there are 229 WPV1 positive environmental samples including 11 combined (WPV1 and cVDPV2) and 3 combined (WPV1 and aVDPV2) with most recent positive sample collected on 19 June 2020.

III. Vaccine Derived Polioviruses (VDPVs)

1. Afghanistan: Eight new cVDPV2 cases and four positive environmental samples were reported this week.
Human samples: The eight new cVDPV2 cases were reported one each from Muhmand Dara, Lalpur, Charparhar and Achin districts and two cases from Shinwar district, Nanagarhar province, and one each from Alishang and Mehterlam districts, Laghman province. The dates of onset of the cases vary between 1 May to 1 June 2020.

In 2020 to date, there are 25 cVDPV2 cases; 21 reported from Nangarhar province and two (2) each from Kunar and Laghman provinces, with most recent case's onset on 1 June 2020.

Environment: In 2020 to date, 26 cVDPV2 positive environmental samples including 1 combined (WPV1 and cVDPV2) were reported; 21 from Jalalabad and 4 from Batikot districts, Nangarhar province, and 1 from Kabul district, Kabul province, with most recent collection on 5 May 2020.

2. Pakistan: Three new cVDPV2 cases and one positive environmental sample reported this week.

Human samples: The three new cVDPV2 cases were reported one each from Tank district, KP province, Attock district, Punjab province, and Baldia town in Karachi, Sindh province. The dates of onset of the cases vary between 15 - 30 May.

In 2020 to date, there are 50 cVDPV2 cases reported. Cases include 42 from KP province, 5 from Punjab province, 2 from Sindh province and 1 from Balochistan province, with most recent case's onset on 30 May 2020.

Environment: In 2020, there are 16 positive environmental samples for cVDPV2 so far (including 11 combined WPV1 and cVDPV2), the most recent sample collected on 17 April 2020. Also, there are four aVDPV2 isolates detected in environmental samples, which include three combined (WPV1 + aVDPV2). The most recent cVDPV2 positive environmental sample was collected on 10 April 2020.

3. SOMALIA: No new VDPV isolates from human or environmental samples were reported this week.

In 2020 to date: No cVDPV2 cases. There are 11 cVDPV2 positive environmental samples reported, the most recent collected on 5 May 2020.

IV. Surveillance performance indicators

In 2020, 13 out of 22 member states are meeting the global target of both key surveillance indicators, namely non polio AFP rate of 2 per 100,000 children aged below 15 years and percent AFP cases with adequate specimen 80% and above. This compares with 19 countries meeting the both indicators in the same period in 2019. There is a decline in reporting of AFP cases due to COVID-19 Pandemic.

- Djibouti is missing both indicators since it did not report any AFP case in 2020
- Morocco and Tunisia are also missing both indicators as their non-polio AFP rate is 1.4 and 1.3 and their percentage of AFP cases with adequate stool specimens is 67.2% and 70.6% respectively.
- Jordan, Oman, Palestine, Qatar, Saudi Arabia and Sudan have a non-polio AFP rate of 1.1, 1.9, 0.7, 0.5, 1.4, and 1.2 respectively.

World Health Organization – Regional Office for Eastern Mediterranean

AFP SURVEILLANCE

6-Jul-20

Week 27, ending 5 July 2020

Number 1135

Table 1: Acute Flaccid Paralysis (AFP) cases by week of onset

Country	Reported AFP cases by week of onset - Week (27/20) / Ending on : 05/07/2020														
	Total AFP 2018	Total AFP 2019	Total AFP to date, 2020	W16 19 Apr 20	W17 26 Apr 20	W18 3 May 20	W19 10 May 20	W20 17 May 20	W21 23 May 20	W22 31 May 20	W23 7 Jun 20	W24 14 Jun 20	W25 21 Jun 20	W26 28 Jun 20	W27 5 Jul 20
Afghanistan	3378	3768	1643	54	55	63	62	57	32	52	69	80	73	61	8
Bahrain	35	17	10	0	0	1	0	1	1	0	0	0	0	0	0
Djibouti	0	5	0	0	0	0	0	0	0	0	0	0	0	0	0
Egypt	1246	1343	421	9	13	24	15	18	1	7	22	18	10	0	
Iran	896	1070	300	11	4	7	8	14	16	8	10	5	4	0	
Iraq	1023	1157	254	8	2	8	7	8	2	6	3	4	6	0	
Jordan ****	115	113	21	1	0	0	0	0	0	0	2	0	0	0	
Kuwait	72	48	16	1	0	1	0	0	1	0	0	1	0	1	
Lebanon ****	89	87	28	1	0	0	0	0	1	0	2	0			
Libya	122	107	51	1	1	2	1	1	1	2	1	1	1	0	
Morocco	212	247	64	4	0	2	2	0	1	2	2	1	0	1	
Oman	28	30	11	1	0	1	0	0	0	0	0	1	0	0	0
Pakistan	12276	15216	5548	140	142	163	170	171	122	156	165	135	99	24	0
Palestine ****	44	62	7	0	0	0	0	0	0	0	0	0			
Qatar	10	9	1	0	0	0	0	0	0	0	0	0	1	0	
Saudi Arabia	242	236	60	1	2	5	0	0	0	2	4	2	0	1	0
Somalia	353	361	197	6	1	4	3	6	6	5	7	6	8	1	0
Sudan	579	608	121												
Syria ****	362	377	190	8	5	5	8	6	7	5	9	22	4	9	
Tunisia	68	79	17	0	0	2	0	1	2	0	0	0	0	0	
U.A.E	40	50	13	0	0	0	0	0	0	1	1	0	0	0	0
Yemen	730	779	310	14	8	10	8	5	6	10	8	6	6	11	4
Total EMR	21920	25769	9283	260	233	298	284	288	199	256	305	282	212	109	12

No data = No report received

Table 2: Confirmed polio cases by month of onset

Country	Total year 2018	Total year 2019	05/07		Confirmed polio cases by month of onset											
			2019	2020	August 2019	September 2019	October 2019	November 2019	December 2019	January 2020	February 2020	March 2020	April 2020	May 2020	June 2020	July 2020
Afghanistan	21	29	13	26	2	3	1	7	1	2	3	7		12	2	
Bahrain	0	0	0	0	0	0	0	0	0	0	0	0	0	0	0	0
Djibouti	0	0	0	0	0	0	0	0	0	0	0	0	0	0	0	0
Egypt	0	0	0	0	0	0	0	0	0	0	0	0	0	0	0	0
Iran	0	0	0	0	0	0	0	0	0	0	0	0	0	0	0	0
Iraq	0	0	0	0	0	0	0	0	0	0	0	0	0	0	0	0
Jordan ****	0	0	0	0	0	0	0	0	0	0	0	0	0	0	0	0
Kuwait	0	0	0	0	0	0	0	0	0	0	0	0	0	0	0	0
Lebanon ****	0	0	0	0	0	0	0	0	0	0	0	0	0	0	0	0
Libya	0	0	0	0	0	0	0	0	0	0	0	0	0	0	0	0
Morocco	0	0	0	0	0	0	0	0	0	0	0	0	0	0	0	0
Oman	0	0	0	0	0	0	0	0	0	0	0	0	0	0	0	0
Pakistan	12	147	46	56	14	5	17	23	32	18	17	7	6	5	3	
Palestine ****	0	0	0	0	0	0	0	0	0	0	0	0	0	0	0	0
Qatar	0	0	0	0	0	0	0	0	0	0	0	0	0	0	0	0
Saudi Arabia	0	0	0	0	0	0	0	0	0	0	0	0	0	0	0	0
Somalia	0	0	0	0	0	0	0	0	0	0	0	0	0	0	0	0
Sudan	0	0	0	0	0	0	0	0	0	0	0	0	0	0	0	0
Syria ****	0	0	0	0	0	0	0	0	0	0	0	0	0	0	0	0
Tunisia	0	0	0	0	0	0	0	0	0	0	0	0	0	0	0	0
U.A.E	0	0	0	0	0	0	0	0	0	0	0	0	0	0	0	0
Yemen	0	0	0	0	0	0	0	0	0	0	0	0	0	0	0	0
Total EMR	33	176	59	82	16	8	18	30	33	20	20	14	6	17	5	0

**** UNRWA cases are included with those of country of residence

AFP SURVEILLANCE

Week 27, ending 5 July 2020

6-Jul-20

Number 1135

Table 3: Investigation of AFP cases with paralysis onset in 2019 & 2020 up to Week (27/20) / Ending on : 05/07/2020

COUNTRY	2019												2020												Latest line List Date
	AFP									Specimen	Wild cases ****		AFP									Specimen	Wild cases ****		
	Total AFP cases onset 2019	Case classification					Non polio AFP rate **	AFP cases pending classification > 90 days from onset of paralysis	AFP cases pending classification and lab > 90 days from onset of paralysis		% with *** adequate specimens	Wild P1 Poliovirus	Wild P3 Poliovirus	Total AFP cases onset 2020	Case classification					Annualized Non polio AFP rate **	AFP cases pending classification > 90 days from onset of paralysis		AFP cases pending classification and lab > 90 days from onset of paralysis	% with *** adequate specimens	
		Total Confirmed Polio Cases *	Polio Compatible	Pending Classification	Discarded (non polio AFP)	VDPV				Total Confirmed Polio Cases *					Polio Compatible	Pending Classification	Discarded (non polio AFP)	VDPV							
Afghanistan	3768	29	1	0	3738	0	18.1	0	0	94.1	29	0	1643	26	0	286	1306	25	14.9	27	5	95.4	26	0	05/07/2020
Bahrain	17	0	0	0	17	0	5.9	0	0	100.0	0	0	10	0	0	6	4	0	6.7	3	3	90.0	0	0	05/07/2020
Djibouti	5	0	0	0	5	0	1.4	0	0	80.0	0	0	0	0	0	0	0	0	0.0	0	0		0	0	05/07/2019
Egypt	1343	0	0	0	1343	0	3.6	0	0	93.4	0	0	421	0	0	48	373	0	2.1	1	0	93.1	0	0	01/07/2020
Iran	1070	0	0	0	1069	1	5.2	0	0	97.1	0	0	300	0	0	7	293	0	2.8	0	0	99.7	0	0	04/07/2020
Iraq	1157	0	0	0	1157	0	7.4	0	0	94.3	0	0	254	0	0	17	237	0	3.1	6	0	91.7	0	0	04/07/2020
Jordan	113	0	0	0	113	0	3.9	0	0	100.0	0	0	21	0	0	1	20	0	1.1	0	0	100.0	0	0	28/06/2020
Kuwait	48	0	0	0	48	0	5.4	0	0	89.6	0	0	16	0	0	3	13	0	3.5	0	0	81.3	0	0	28/06/2020
Lebanon	87	0	0	0	87	0	4.7	0	0	89.7	0	0	28	0	0	11	17	0	2.9	7	6	96.4	0	0	19/06/2020
Libya	107	0	0	0	107	0	4.3	0	0	98.1	0	0	51	0	0	5	45	1	4.0	0	0	100.0	0	0	04/07/2020
Morocco	247	0	0	0	247	0	2.8	0	0	84.2	0	0	64	0	0	45	19	0	1.4	29	15	67.2	0	0	26/05/2020
Oman	30	0	0	0	30	0	2.7	0	0	80.0	0	0	11	0	0	1	10	0	1.9	0	0	100.0	0	0	05/07/2020
Pakistan	15216	147	5	37	15004	23	19.3	37	0	86.6	147	0	5548	56	1	572	4867	52	13.8	195	0	89.2	56	0	05/07/2020
Palestine	62	0	0	0	62	0	3.3	0	0	98.4	0	0	7	0	0	1	6	0	0.7	1	0	100.0	0	0	14/06/2020
Qatar	9	0	0	0	9	0	2.2	0	0	88.9	0	0	1	0	0	1	0	0	0.5	0	0	100.0	0	0	04/07/2020
Saudi Arabia	236	0	0	0	236	0	2.8	0	0	93.2	0	0	60	0	0	16	44	0	1.4	0	0	93.3	0	0	05/07/2020
Somalia	361	0	0	0	358	3	5.7	0	0	95.6	0	0	197	0	0	30	166	1	4.8	1	1	97.0	0	0	05/07/2020
Sudan	608	0	0	0	608	0	3.4	0	0	96.4	0	0	121	0	0	12	109	0	1.2	12	8	96.7	0	0	16/04/2020
Syria	377	0	0	0	377	0	4.8	0	0	88.1	0	0	190	0	0	35	155	0	4.7	0	0	92.6	0	0	04/07/2020
Tunisia	79	0	0	0	78	1	2.9	0	0	74.7	0	0	17	0	0	2	15	0	1.3	0	0	70.6	0	0	03/07/2020
U.A.E	50	0	0	0	50	0	4.0	0	0	90.0	0	0	13	0	0	2	11	0	2.0	0	0	100.0	0	0	05/07/2020
Yemen	779	0	0	9	770	0	5.5	9	6	89.0	0	0	310	0	0	204	105	1	4.3	98	92	92.6	0	0	04/07/2020
EMR	25769	176	6	46	25513	28	10.1	46	6	89.5	176	0	9283	82	1	1305	7815	80	7.0	380	130	91.3	82	0	
2018	21920	33	4	0	21868	15	8.7	0	0	89.8	33	0													

* Confirmed polio cases refer to wild isolation from AFP cases or from contacts of negative index AFP cases

** Non-polio AFP per 100,000 children <15 years

*** Adequate here refers to two stool specimens collected at least 24 hours apart, within 14 days of paralysis onset and specimens received in the lab in Good Condition

**** AFP cases co infected with P1 and P3 are counted separately as wild isolates

World Health Organization – Regional Office for Eastern Mediterranean
AFP SURVEILLANCE
Week 27, ending 5 July 2020

6-Jul-20
Number 1135

COUNTRY	2018						2019					
	# OF CONTACTS	LAB RESULTS					# OF CONTACTS	LAB RESULTS				
		WILD	VDPV	SL	NPEV	PENDING		WILD	VDPV	SL	NPEV	PENDING
AFG	1138	8	0	48	202	0	390	11	1	18	49	34
BAH	0	0	0	0	0	0	1	0	0	0	0	1
DJI	1	0	0	0	0	0	0	0	0	0	0	0
EGY	498	0	0	8	57	0	113	0	0	7	4	13
IRN	216	0	0	4	7	0	8	0	0	0	0	0
IRQ	603	0	0	12	39	6	128	0	0	0	8	1
JOR	0	0	0	0	0	0	0	0	0	0	0	0
KUW	0	0	0	0	0	0	0	0	0	0	0	0
LEB	24	0	0	0	3	0	0	0	0	0	0	0
LIB	6	0	0	0	3	0	0	0	0	0	0	0
MOR	85	0	0	3	1	30	4	0	0	0	0	2
OMA	78	0	0	2	28	0	35	0	0	2	6	0
PAK	5497	26	9	248	959	0	2287	13	6	230	286	100
PAL	0	0	0	0	0	0	0	0	0	0	0	0
QAT	0	0	0	0	0	0	0	0	0	0	0	0
SAA	44	0	0	1	0	0	6	0	0	1	0	0
SOM	1081	0	1	45	141	5	588	0	0	12	70	98
SUD	402	0	0	1	31	90	32	0	0	0	2	7
SYR	813	0	0	23	36	0	231	0	0	11	5	10
TUN	27	0	0	0	2	0	2	0	0	0	0	1
UAE	0	0	0	0	0	0	0	0	0	0	0	0
YEM	423	0	0	0	0	220	61	0	0	0	0	61
EMR	10936	34	10	395	1509	351	3886	24	7	281	430	328

Table 4 (B): Most recent wild contacts in EMRO, 2019-2020

Year	Country	Data	
		Count of wild contacts	Date of Most Recent stool collection
2020	Afghanistan	11	29/May/20
	Pakistan	13	9/Jun/20
2020 Total		24	9/Jun/20
2019	Afghanistan	8	17/Aug/19
	Pakistan	26	26/Dec/19
2019 Total		34	26/Dec/19

Table 4 (C): Number of distribution by district of -ve index AFP cases identified as wild positive by contact in EMR, 2019-2020

YEAR	COUNTRY	PROVINCE	DISTRICT	COUNT	First case	Last case	
2020	AFG	KANDAHAR	NESH	1	23-May-20	23-May-20	
			HILMAND	1	4-Jan-20	4-Jan-20	
			NIMROZ	1	28-Feb-20	28-Feb-20	
			FARAH	1	06-May-20	06-May-20	
	PAK	PUNJAB	DG KHAN	1	18-Jan-20	18-Jan-20	
		KHYBER PAKHTUNKHWA (KP)	KARAK	1	20-Jan-20	20-Jan-20	
		SINDH	JACOBABAD	1	07-Feb-20	07-Feb-20	
2020 Total				7	04-Jan-20	23-May-20	
2019	AFG	URUZGAN	TIRINKOT	1	2-Aug-19	2-Aug-19	
			HILMAND	MUSAQALAH	1	05-Jun-19	05-Jun-19
			SANGIN	1	06-Mar-19	06-Mar-19	
	PAK	PUNJAB	DG KHAN	2	2-Dec-19	10-Dec-19	
			KHIORANGI	1	28-Aug-19	28-Aug-19	
		SINDH	SUJAWAL	1	25-Sep-19	25-Sep-19	
			JAMSHORO	1	09-Oct-19	09-Oct-19	
			T. ALLAHYAR	1	10-Nov-19	10-Nov-19	
			KAMBAR	1	02-Nov-19	02-Nov-19	
			MIRPURKHAS	2	01-Dec-19	18-Dec-19	
			LARKANA	1	24-Dec-19	24-Dec-19	
			JACOBABAD	1	19-Dec-19	19-Dec-19	
			BALOCHSITAN	MASTUNG	1	18-Nov-19	18-Nov-19
				KILLABDULLAH	2	2-Jul-19	19-Nov-19
			KHYBER PAKHTUNKHWA (KP)	BANNU	1	13-Nov-19	13-Nov-19
				SWABI	1	17-Nov-19	17-Nov-19
				TANK	1	30-Oct-19	30-Oct-19
LAKKIMRWAT	3	27-May-19		04-Oct-19			
	TORGHAR	1	25-May-19	25-May-19			
2019 Total				24	06-Mar-19	24-Dec-19	

AFP SURVEILLANCE

Week 27, ending 5 July 2020

6-Jul-20
Number 1135

Table 5: Laboratory investigation of AFP cases with paralysis onset in 2020 up to Week (27/2020) / Ending on : (05/07/2020)

Country	Polio laboratories ITD / Nucleotide Sequencing (Nucleotide Sequencing performed by EGY, PAK, TUN, CDC and RIVM laboratories)	AFP cases with specimens	Preliminary virus isolation results of AFP cases						Poliovirus intratypic differentiation results #										Indicators				Latest report Date			
			Referred for ITD		NPEV only	Negative	Pending		Type 1			Type 2			Type 3			Discordant pending sequence	NPEV by PCR	Non-EV	Pending ITD	% specimens positive for NPEV*		% AFP cases with culture results within 14 days	% AFP cases with ITD results within 7 days	% AFP cases with ITD results within 45 days of onset**
			L20B+	L20B+/NPEV			received < / = 14 days	received > 14 days ago	Wild	Sabin	VDPV	Wild	Sabin	VDPV	Wild	Sabin	VDPV									
Afghanistan	RRL Pakistan	1572	141	17	172	1090	152		22	71			2	24		67			1		4	11%	86%	100%	98%	05/07/2020
Bahrain	NPL Oman / CDC																									05/07/2020
Djibouti	NPL Kenya / CDC																									05/07/2020
Egypt***	RRL Egypt	430	17	4	28	344	33	4	17	8						9		2	3		6%	97%	100%	99%	01/07/2020	
Iran	NPL Iran / CDC	305	4		4	290	5	2	4	3						2					1%	100%	100%	100%	04/07/2020	
Iraq	RRL Egypt	257			27	217	10	3													10%	93%		100%	03/07/2020	
Jordan	NPL Jordan / RRL EGYPT	22			4	17	1														19%	100%		100%	02/07/2020	
Kuwait	RRL Kuwait / RIVM	17				16	1														2%	69%		94%	05/07/2020	
Lebanon	NPL Jordan / RRL EGYPT	19			5	14															26%	100%		100%	02/07/2020	
Libya	RRL Tunisia / RIVM	51	4			47										3	1				0%	100%	100%	76%	26/06/2020	
Morocco	NPL Morocco / RRL Tunisia	54			1	53															1%	100%		98%	03/07/2020	
Oman	NPL Oman / CDC	11			2	8		1													17%	100%		100%	05/07/2020	
Pakistan	RRL Pakistan	5501	437	39	580	4170	202	62	53	125			136	49		193		1	1	1	10%	93%	99%	97%	05/07/2020	
Palestine & UNRWA		7				7															0%	29%		100%	14/06/2020	
Qatar	NPL Oman / CDC																									05/07/2020
Saudi Arabia	NPL Saudi Arabia / CDC	62				59	3														0%	100%		100%	05/07/2020	
Somalia	NPL Kenya / CDC	197	4	1	33	129	4	26	2	1						4					20%	7%		97%	05/07/2020	
Sudan	NPL Sudan / RRL Egypt	120	2		13	99		6													13%	100%			05/07/2020	
Syria	NPL Syria / RRL Egypt	172	9		2	137	12	12													2%	100%			25/06/2020	
Tunisia	RRL Tunisia	16				15	1														0%	100%		93%	26/05/2020	
U.A.E	NPL Oman / CDC	10				10															0%	100%		60%	05/07/2020	
Yemen	NPL Kenya / CDC	104	8		23	73			2	1						5			1		21%	94%	63%	0%	04/07/2020	
Total EMR 2020		8927	626	61	894	6795	424	116	75	211	2		138	73		283	1	1	4	5	4	9%	91%	98%	96%	
Total EMR 2019		24835	1052	100	3658	19987		26	152	575	1		46	24		625	1	3	21	6	1	13%	95%	99%	96%	

* Specimens from all sources including non-AFP cases, excluding environmental samples

** This indicator reflects surveillance and laboratory activities

Table 6: Environmental isolate by year and type

COUNTRY	LAB RESULTS	2016	2017	2018	2019	2020
AFG	Wild	2	42	83	56	16
	Wild+cVDPV2					1
	cVDPV2					25
	EV/SL	177	265	248	200	87
	Negative	6	9	5	3	3
AFG Total		185	316	336	259	168
EGY	EV/SL	492	481	508	666	224
	Negative	36	41	32	34	19
	Pending					21
EGY Total		528	522	540	700	264
IRN	Wild				3	
	EV/SL		5	51	65	10
	Negative		1	3	3	
	Pending					2
IRN Total			6	54	71	12
JOR	EV/SL	2	29	36	36	9
	Negative		2			1
	Pending					1
JOR Total		2	31	36	36	11
KUW	EV/SL			3	3	
	Pending				8	
KUW Total				3	11	
LEB	EV/SL	2	26	44	44	9
	Negative	2	1	1	3	2
LEB Total		4	27	45	47	11
PAK	Wild	59	105	139	367	215
	Wild+cVDPV2	2			10	11
	Wild+aVDPV2	1	1		2	3
	cVDPV2	2			25	5
	aVDPV2	3	4		2	1
	EV/SL	456	523	531	421	143
	Negative	6		3	4	3
PAK Total		529	633	673	831	412
SOM	cVDPV2		2	19	5	11
	cVDPV3			11		
	aVDPV2			2	1	
	EV/SL		20	43	28	6
	Negative		14	138	29	20
SOM Total			36	213	63	44
SUD	EV/SL			15	42	13
	Negative				1	2
	Pending				17	10
SUD Total				15	60	25
SYR	EV/SL		4	81	155	76
	Negative			21	30	13
	Pending					11
SYR Total			4	102	185	100
TOTAL		1248	1575	2017	2263	1047

Table 7: Environmental Wild/VPV isolate by site 2019-2020

YEAR	COUNTRY	LAB RESULTS	PROVINCE	Count	First date	Last date		
2019	AFG	Wild	HILMAND	19	6/Jan/19	25/Dec/19		
			KANDAHAR	24	6/Jan/19	25/Dec/19		
			NANGARHAR	13	26/Jan/19	25/Dec/19		
	AFG Total				56	6/Jan/19	25/Dec/19	
	IRN	Wild	S & B	3	22/Apr/19	20/May/19		
	IRN Total				3	22/Apr/19	20/May/19	
	PAK	Wild	BALUCHISTAN	72	1/Jan/19	20/Dec/19		
			GBALISTAN	1	9/Dec/19	9/Dec/19		
			ISLAMABAD	3	12/Apr/19	21/Aug/19		
			KPAKHTUNKHWA	40	8/Jan/19	28/Dec/19		
			PUNJAB	97	5/Jan/19	17/Dec/19		
			SINDH	154	2/Jan/19	17/Dec/19		
			Wild+cVDPV2	KPAKHTUNKHWA	1	31/Dec/19	31/Dec/19	
				PUNJAB	5	6/Aug/19	16/Dec/19	
			SINDH	cVDPV2	SINDH	4	7/Oct/19	18/Dec/19
					GBALISTAN	5	24/Aug/19	6/Nov/19
			ISLAMABAD	cVDPV2	ISLAMABAD	1	12/Nov/19	12/Nov/19
KPAKHTUNKHWA	8	9/Oct/19			24/Dec/19			
PUNJAB	10	21/Aug/19			17/Dec/19			
SINDH	aVDPV2	SINDH	1	19/Dec/19	19/Dec/19			
		PUNJAB	2	11/Apr/19	18/Dec/19			
PAK Total				404	1/Jan/19	31/Dec/19		
SOM	cVDPV2	BANADIR	5	10/Nov/19	22/Dec/19			
		BANADIR	1	3/Feb/19	3/Feb/19			
SOM Total				6	3/Feb/19	22/Dec/19		
2019 Total				469	1/Jan/19	31/Dec/19		
2020	AFG	Wild	HILMAND	4	1/Jan/20	27/Apr/20		
			HIRAT	2	26/Apr/20	27/May/20		
			KANDAHAR	8	28/Jan/20	27/May/20		
			KHOST	1	25/Apr/20	25/Apr/20		
			NANGARHAR	1	26/Jan/20	26/Jan/20		
			Wild+cVDPV2	NANGARHAR	1	8/Jan/20	8/Jan/20	
				NANGARHAR	1	26/Apr/20	26/Apr/20	
	AFG Total				42	1/Jan/20	27/May/20	
	PAK	Wild	AJK	1	25/Feb/20	25/Feb/20		
			BALUCHISTAN	50	1/Jan/20	19/Jun/20		
			GBALISTAN	1	12/May/20	12/May/20		
			ISLAMABAD	1	16/Jan/20	16/Jan/20		
			KPAKHTUNKHWA	11	28/Jan/20	28/May/20		
			PUNJAB	61	4/Jan/20	18/Jun/20		
			SINDH	90	3/Jan/20	18/Jun/20		
			Wild+cVDPV2	BALUCHISTAN	2	1/Feb/20	2/Mar/20	
				KPAKHTUNKHWA	1	11/Mar/20	11/Mar/20	
PUNJAB			cVDPV2	PUNJAB	3	4/Jan/20	10/Feb/20	
	SINDH	5		3/Jan/20	14/Apr/20			
KPAKHTUNKHWA	aVDPV2	KPAKHTUNKHWA	4	10/Jan/20	17/Apr/20			
		PUNJAB	1	16/Jan/20	16/Jan/20			
		KPAKHTUNKHWA	1	10/Apr/20	10/Apr/20			
PAK Total				232	1/Jan/20	19/Jun/20		
SOM	cVDPV2	BANADIR	11	5/Jan/20	5/May/20			
SOM Total				11	5/Jan/20	5/May/20		
2020 Total				285	1/Jan/20	19/Jun/20		

Figure 3: Non Polio AFP rate by Province in Afghanistan & by District in Pakistan 01/01/2020 - 05/07/2020

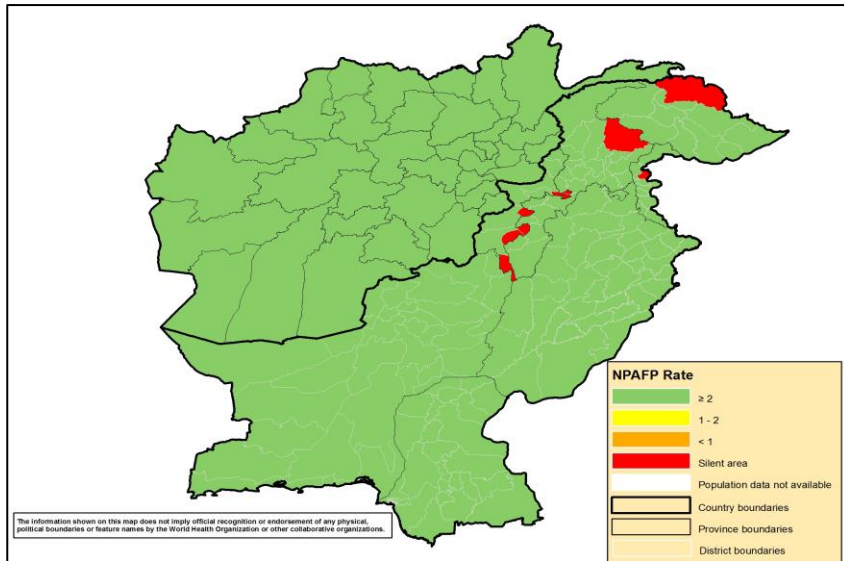


Figure 4: Percent of AFP cases with Adequate Samples in Afghanistan by Province & Pakistan by District 01/01/2020 - 05/07/2020

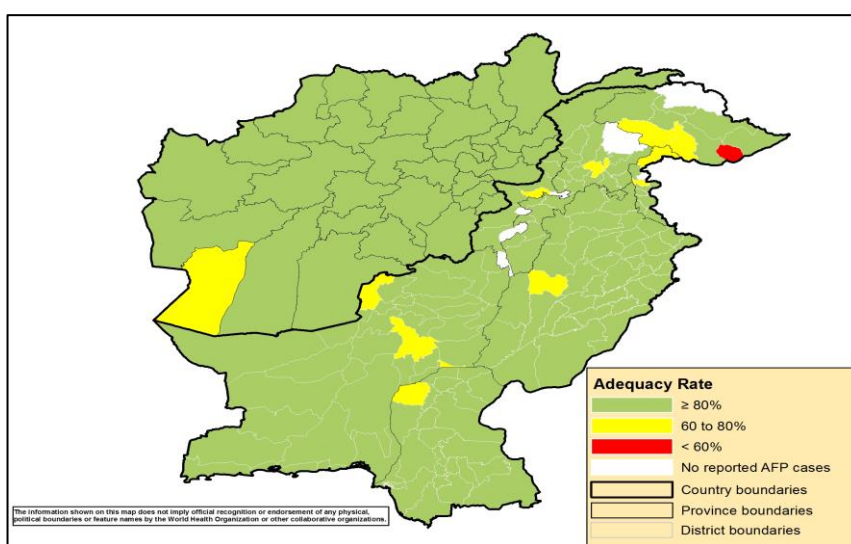
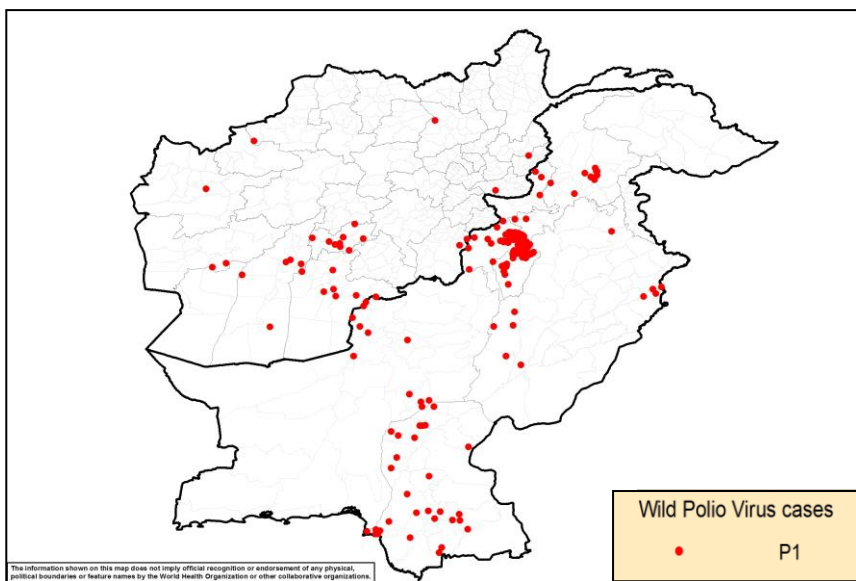
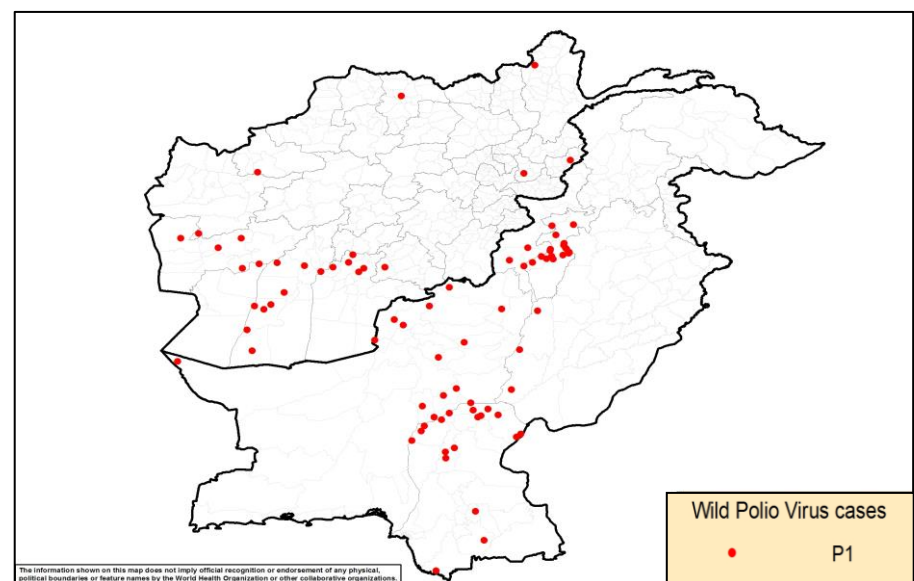


Figure 5: Wild Virus Cases by Type & District in Afghanistan & Pakistan

5(a) 01/01/2019 - 31/12/2019



5(b) 01/01/2020 - 05/07/2020



World Health Organization – Regional Office for Eastern Mediterranean
AFP SURVEILLANCE
Week 27, ending 5 July 2020

6-Jul-20
Number 1135

Table 9: Wild Polio cases by district and date of onset of paralysis, Afghanistan 2019-2020

ONSETYR	PROVINCE	DISTRICT	Count	First case	Last case
2020	BALKH	DEHDADI	1	15-Mar-20	15-Mar-20
	HIRAT	SHINDAND	1	21-Mar-20	21-Mar-20
	FARAH	BALABULUK	2	11-May-20	17-May-20
		ANARDARA	1	6-May-20	6-May-20
		BAKWA	1	4-Feb-20	4-Feb-20
	BADGHIS	QADIS	1	13-May-20	13-May-20
	KUNAR	SHIGAL WA SHEL TAN	1	5-Mar-20	5-Mar-20
	LAGHMAN	MEHTARLAM	1	10-Feb-20	10-Feb-20
	KANDAHAR	NESH	1	23-May-20	23-May-20
		SHAHWALIKOT	2	4-Mar-20	22-Mar-20
		GHORAK	1	19-Mar-20	19-Mar-20
	ZABUL	MIZAN	1	21-Jan-20	21-Jan-20
	HILMAND	REG	4	25-May-20	3-Jun-20
		DEH-E-SHU	1	27-May-20	27-May-20
		NAWZAD	1	11-May-20	11-May-20
		SANGIN	1	7-May-20	7-May-20
		NAD-E-ALI	1	1-May-20	1-May-20
WASHER		1	4-Jan-20	4-Jan-20	
URUZGAN	TIRINKOT	1	28-May-20	28-May-20	
NIMROZ	KHASHROD	1	28-Feb-20	28-Feb-20	
BADAKHSHAN	YAWAN	1	10-Mar-20	10-Mar-20	
2020 Total			26	4-Jan-20	3-Jun-20
2019	HIRAT	PASHTUNZARGHUN	1	19-Nov-19	19-Nov-19
	FARAH	BAKWA	2	14-Nov-19	25-Nov-19
	BADGHIS	BALAMURGHAB	1	17-Oct-19	17-Oct-19
	NANGARHAR	KHOGYANI	1	18-Sep-19	18-Sep-19
	KUNAR	WATAPUR	1	8-May-19	8-May-19
	PAKTIKA	BERMEL	2	15-Sep-19	28-Sep-19
	KANDAHAR	SHAHWALIKOT	1	7-Dec-19	7-Dec-19
		SPINBOLDAK	2	4-Jan-19	22-Nov-19
		KANDAHAR	2	17-Aug-19	10-Nov-19
		GHORAK	1	12-Jan-19	12-Jan-19
	HILMAND	GARM SER	1	26-May-19	26-May-19
		MUSAQALAH	1	5-May-19	5-May-19
		NAWZAD	1	3-Apr-19	3-Apr-19
		WASHER	1	23-Mar-19	23-Mar-19
		SANGIN	1	6-Mar-19	6-Mar-19
	URUZGAN	KHASURUZGAN	1	2-Nov-19	2-Nov-19
		TIRINKOT	4	19-May-19	2-Aug-19
CHORA		3	20-Mar-19	23-Jul-19	
SHAHID-E-HASSAS		1	25-Feb-19	25-Feb-19	
BAGHLAN	PUL-E- KHUMRI	1	14-Nov-19	14-Nov-19	
2019 Total			29	4-Jan-19	7-Dec-19

World Health Organization – Regional Office for Eastern Mediterranean
AFP SURVEILLANCE
Week 27, ending 5 July 2020

5-Jul-20
Number 1135

Table 10: Wild Polio cases by district and date of onset of paralysis, Pakistan 2019-2020

ONSETYR	PROVINCE	DISTRICT	Count	First case	Last case	
2020	KHYBER PAKHTUNKHWA	WAZIR-S	2	21-Feb-20	8-Jun-20	
		BANNU	1	27-Apr-20	27-Apr-20	
		TANK	4	11-Jan-20	15-Mar-20	
		KARAK	2	20-Jan-20	13-Mar-20	
		LAKKIMRWT	12	2-Jan-20	9-Mar-20	
	BALOCHISTAN	CHAGHAI	1	4-Jun-20	4-Jun-20	
		DUKKI	1	26-May-20	26-May-20	
		PISHIN	3	31-Jan-20	26-May-20	
		KABDULAH	1	11-May-20	11-May-20	
		JHALMAGSI	1	19-Apr-20	19-Apr-20	
		ZHOB	2	22-Feb-20	13-Apr-20	
		NSIRABAD	2	3-Jan-20	13-Apr-20	
		JAFARABAD	1	12-Feb-20	12-Feb-20	
		SOHBATPUR	1	12-Feb-20	12-Feb-20	
		SIBI	1	7-Feb-20	7-Feb-20	
		PUNJAB	RAJANPUR	1	2-Jun-20	2-Jun-20
	DGKHAN		2	18-Jan-20	4-May-20	
	SINDH	GHOTKI	3	2-Mar-20	18-May-20	
		KAMBAR	3	8-Jan-20	11-Apr-20	
		KHAIRPUR	1	27-Mar-20	27-Mar-20	
		JACOBABAD	3	7-Feb-20	16-Mar-20	
		NFEROZ	2	8-Feb-20	22-Feb-20	
		SHIKARPUR	1	11-Feb-20	11-Feb-20	
		KASHMORE	2	16-Jan-20	3-Feb-20	
		T.ALLAHYAR	1	7-Jan-20	7-Jan-20	
		SUJAWAL	1	7-Jan-20	7-Jan-20	
		BADIN	1	1-Jan-20	1-Jan-20	
		2020 Total			56	1-Jan-20
	2019	KHYBER PAKHTUNKHWA	LAKKIMRWT	32	27-May-19	31-Dec-19
DIKHAN			4	5-May-19	21-Dec-19	
MOHMAND			1	20-Dec-19	20-Dec-19	
TANK			6	11-Oct-19	18-Dec-19	
BANNU			26	15-Jan-19	30-Nov-19	
SWABI			1	17-Nov-19	17-Nov-19	
WAZIR-N			9	4-Apr-19	10-Oct-19	
TORGHAR			7	25-May-19	13-Sep-19	
WAZIR-S			1	20-Aug-19	20-Aug-19	
HANGU			2	20-Jan-19	28-Jul-19	
CHARSADA			1	21-Jul-19	21-Jul-19	
SHANGLA			1	18-May-19	18-May-19	
KHYBER			1	14-Feb-19	14-Feb-19	
BAJOUR			1	18-Jan-19	18-Jan-19	
BALOCHISTAN			KABDULAH	5	9-Jun-19	31-Dec-19
			JAFARABAD	3	28-May-19	18-Dec-19
			NSIRABAD	1	5-Dec-19	5-Dec-19
		MASTUNG	1	18-Nov-19	18-Nov-19	
		HARNAI	1	27-Sep-19	27-Sep-19	
		QUETTA	1	6-Jul-19	6-Jul-19	
PUNJAB		LAHORE	5	20-Jan-19	28-Dec-19	
		DGKHAN	4	2-Dec-19	25-Dec-19	
		OKARA	1	8-Dec-19	8-Dec-19	
		MUZFARGARH	1	26-Nov-19	26-Nov-19	
SINDH		JHELMUM	1	21-Jun-19	21-Jun-19	
		THATTA	1	26-Dec-19	26-Dec-19	
		DADU	2	6-Dec-19	26-Dec-19	
		LARKANA	3	17-Apr-19	24-Dec-19	
		JAMSHORO	3	23-Aug-19	22-Dec-19	
		JACOBABAD	1	19-Dec-19	19-Dec-19	
		MIRPURKHAS	4	17-Nov-19	18-Dec-19	
		KAMBAR	3	2-Nov-19	14-Dec-19	
		BADIN	1	28-Nov-19	28-Nov-19	
		T.ALLAHYAR	1	10-Nov-19	10-Nov-19	
		KHIKAMARI	1	29-Oct-19	29-Oct-19	
		SUKKUR	1	27-Oct-19	27-Oct-19	
		KHIJAMSHEED	1	24-Oct-19	24-Oct-19	
		SBENAZIRABAD	1	19-Oct-19	19-Oct-19	
		SUJAWAL	1	25-Sep-19	25-Sep-19	
KHIORANGI		2	20-Aug-19	26-Aug-19		
HYDERABAD		2	20-Jul-19	5-Aug-19		
KHIGIQBAL		1	29-Apr-19	29-Apr-19		
KHILAYARI		1	25-Feb-19	25-Feb-19		
2019 Total			147	15-Jan-19	31-Dec-19	

World Health Organization – Regional Office for Eastern Mediterranean

AFP SURVEILLANCE

6-Jul-20

Week 27, ending 5 July 2020

Number 1135

Table 11: Circulating VDPV cases and date of onset of paralysis in EMR countries by districts 2019-2020

COUNTRY	YEAR	PROVINCE	DISTRICT	Count	First Case	Last Case
AFG	2020	LAGHMAN	ALISHANG	1	24-May-20	24-May-20
			MEHTERLAM	1	20-May-20	20-May-20
		KUNAR	NARANG	1	1-May-20	1-May-20
			NURGAL	1	6-Apr-20	6-Apr-20
		NANGARHAR	ACHIN	1	25-May-20	25-May-20
			CHAPARHAR	2	11-May-20	01-Jun-20
			BEHSUD	1	28-Apr-20	28-Apr-20
			RODAT	1	18-Apr-20	18-Apr-20
			LALPUR	3	30-Apr-20	21-May-20
			BATIKOT	1	5-Feb-20	5-Feb-20
			SHINWAR	5	27-Mar-20	22-May-20
			Muhammad Dara	3	6-Apr-20	24-May-20
			Kama	2	4-Apr-20	30-Apr-20
		Dehbala	1	18-Apr-20	18-Apr-20	
Dar-e-Nur	1	16-Apr-20	16-Apr-20			
PAK	2020	SINDH	KHIBALDIA	1	15-May-20	15-May-20
			KHISITE	1	2-May-20	2-May-20
		BALUCHISTAN	QUETTA	1	29-Feb-20	29-Feb-20
		PUNJAB	ATTOCK	1	30-May-20	30-May-20
			RAWALPINDI	1	18-Jan-20	18-Jan-20
		FAISALABAD	FAISALABAD	3	5-Feb-20	14-Mar-20
			TANK	1	24-May-20	24-May-20
			DIRUPPER	1	12-Apr-20	12-Apr-20
		KHYBER PAKHTUNKHWA	WAZIR-5	1	21-Mar-20	21-Mar-20
			PESHAWAR	6	2-Jan-20	10-Apr-20
BAJOUR	3		3-Jan-20	30-Jan-20		
KHYBER	15		12-Jan-20	1-Mar-20		
NOWSHERA	4		18-Jan-20	1-Mar-20		
LAKKI MARWAT	5		27-Jan-20	26-Feb-20		
MARDAN	1		2-Jan-20	2-Jan-20		
DIR LOWER	3		2-Feb-20	25-Mar-20		
BANNU	2		3-Jan-20	13-Feb-20		
Total 2020				75	2-Jan-20	1-Jun-20
PAK	2019	PUNJAB	GUJRANWALA	1	22-Nov-19	22-Nov-19
			KHYBER	3	12-Dec-19	28-Dec-19
		KHYBER PAKHTUNKHWA	MOHMAND	3	12-Dec-19	21-Dec-19
			BAJOUR	1	1-Dec-19	1-Dec-19
			PESHAWAR	1	8-Dec-19	8-Dec-19
			LAKKI MARWAT	1	13-Dec-19	13-Dec-19
			CHARSADA	1	3-Nov-19	3-Nov-19
			KOHISTANUPPER	1	27-Oct-19	27-Oct-19
			KOHISTANLOWER	2	6-Oct-19	11-Oct-19
			TORGHAR	3	4-Sep-19	17-Dec-19
		ISLAMABAD	CDA	1	11-Sep-19	11-Sep-19
		GILGIT BALTISTAN	DIAMER	4	7-Jul-19	28-Aug-19
		SOM	BARI	1	8-May-19	8-May-19
			TOGDHER	1	21-Apr-19	21-Apr-19
SOOL	1	15-Mar-19	15-Mar-19			
Total 2019				25	15-Mar-19	28-Dec-19

