

## Highlights of Polio Fax Bulletin No. 1134 for Week 26 2020

### I. Salient features

1. Polio eradication teams at the Regional and Country levels are contributing into COVID19 Response, particularly in areas of surveillance (field and laboratory), analytics and communications and coordination.
2. Wild Poliovirus Type-1 (WPV1):
  - Nine new WPV1 cases reported this week, seven from Afghanistan and two from Pakistan; total cases in 2020 in the EMR to date 81 (Afghanistan – 26 and Pakistan – 55).
  - Eleven new WPV1 positive environmental samples reported this week, all from Pakistan.
3. Vaccine Derived Poliovirus (VDPV):
  - No new VDPV isolates from human or environmental samples reported this week.

### II. Wild Poliovirus Transmission

**Endemic countries (Pakistan & Afghanistan):** Following was reported this week:

- a. *Human samples:* Nine new WPV1 cases reported this week, 7 from Afghanistan and 2 from Pakistan. Total WPV1 cases in 2020 to date is 81 (26 from Afghanistan and 55 from Pakistan). This compares with 57 cases in 2019 in the same period (13 from Afghanistan and 44 from Pakistan).

- Afghanistan: 7 new WPV1 cases reported this week and details are as follows:

Case (1): Reported from Qadis district, Badghis province, with date of onset 13 May 2020. The case is of a 12-month old male child. The child reportedly received 1 OPV dose from routine and 1 OPV dose from supplementary immunization activities (SIAs).

Case (2): Reported from Balabuluk district, Farah province, with date of onset 17 May 2020. The case is of an 18-month old male child. The child did not receive any OPV doses neither from routine or SIAs.

Case (3): Reported from Deh-e-Shu district, Hilmand province, with date of onset 27 May 2020. The case is of a 48-month old male child. The child reportedly received 3 OPV doses from routine and 2 doses from SIAs.

Case (4): Reported from Tirinkot district, Uruzgan province, with date of onset 28 May 2020. The case is of a 48-month old male child. The child reportedly received 4 OPV doses from routine and 7 doses from SIAs.

Cases (5, 6 & 7): Reported from Reg district, Hilmand province, with dates of onset 31 May, 1 June and 3 June respectively. The first case is a 13-month old female child, the second case is a 24-month old male child and the third case is a 3-month old female. All cases did not receive any OPV doses from routine, but from SIAs they have received 1, 5 and 1 doses respectively.

In 2020, 26 WPV1 cases are reported so far - nine cases from Hilmand province; four each from Kandahar and Farah provinces; and one each from Zabul, Nimroz, Laghman, Kunar, Badakhshan, Balkh, Herat, Badghis and Uruzgan provinces. The most recent case has onset of paralysis on 3 June 2020.

- Pakistan: Two new WPV1 cases reported this week and details are as follows:

Case (1): Reported from Rajanpur district, Punjab province, with date of onset 2 June 2020. The case is a 34-month old male child. The child reportedly received 1 OPV dose from routine and 7+ doses from SIAs.

Case (2): Reported from Chaghi district, Balochistan province, with date of onset 4 June 2020. The case is a 9-month old male child. The child did not receive any OPV doses neither from routine nor from SIAs.

In 2020, 55 WPV1 cases are reported so far, 20 cases from Khyber Pakhtunkhwa (KP) province, 18 from Sindh, 14 from Balochistan and 3 from Punjab province. The most recent case has onset of paralysis on 4 June 2020.

b. *Environmental samples*: 11 new WPV1 positive environmental samples reported this week, all from Pakistan.

- Afghanistan: In 2020 to date, there are 17 WPV1 positive environmental samples including 1 combined (WPV1 and cVDPV2) with most recent sample collected on 27 May 2020.
- Pakistan: In 2020 to date, there are 220 WPV1 positive environmental samples including 11 combined (WPV1 and cVDPV2) and 3 combined (WPV1 and aVDPV2) with most recent positive sample collected on 15 June 2020.

### III. Vaccine Derived Polioviruses (VDPVs)

1. Afghanistan: No new VDPV isolates from human or environmental samples were reported this week.  
*Human samples*: In 2020 to date, there are 17 cVDPV2 cases; 15 reported from Nangarhar province and two (2) from Kunar province, with most recent case's onset on 15 May 2020.  
*Environment*: In 2020 to date, 22 cVDPV2 positive environmental samples including 1 combined (WPV1 and cVDPV2) were reported; 19 from Jalalabad and 3 from Batikot districts, Nangarhar province, with most recent collection on 27 April 2020.
2. Pakistan: No new VDPV isolates from human or environmental samples were reported this week.  
*Human samples*: In 2020 to date, there are 47 cVDPV2 cases reported. Cases include 41 from KP province, 4 from Punjab province and 1 each from Balochistan and Sindh provinces, with most recent case's onset on 2 May 2020.  
*Environment*: In 2020, there are 15 positive environmental samples for cVDPV2 so far (including 11 combined WPV1 and cVDPV2), the most recent sample collected on 14 April 2020. Also, there are four aVDPV2 isolates detected in environmental samples, which include three combined (WPV1 + aVDPV2). The most recent cVDPV2 positive environmental sample was collected on 10 April 2020.
3. SOMALIA: No new VDPV isolates from human or environmental samples were reported this week.  
 In 2020 to date: No cVDPV2 cases. There are 11 cVDPV2 positive environmental samples reported, the most recent collected on 5 May 2020.

### IV. Surveillance performance indicators

In 2020, 14 of 22 member states are meeting the global target of both key surveillance indicators, namely non polio AFP rate of 2 per 100,000 children aged below 15 years and percent AFP cases with adequate specimen 80% and above. This compares with 19 countries meeting the both indicators in the same period in 2019. There is a decline in reporting of AFP cases due to COVID-19 Pandemic.

- Djibouti is missing both indicators since it did not report any AFP case in 2020
- Morocco and Tunisia are also missing both indicators as their non-polio AFP rate is 1.5 and 1.3 and their percentage of AFP cases with adequate stool specimens is 67.2% and 70.6% respectively.
- Jordan, Palestine, Qatar, Saudi Arabia and Sudan have a non-polio AFP rate of 1.1, 0.8, 0.5, 1.4, and 1.3 respectively.

## World Health Organization – Regional Office for Eastern Mediterranean

## AFP SURVEILLANCE

29-Jun-20

Week 26, ending 28 June 2020

Number 1134

Table 1: Acute Flaccid Paralysis (AFP) cases by week of onset

Country	Reported AFP cases by week of onset - Week (26/20) / Ending on : 28/06/2020														
	Total AFP 2018	Total AFP 2019	Total AFP to date, 2020	W15 12 Apr 20	W16 19 Apr 20	W17 26 Apr 20	W18 3 May 20	W19 10 May 20	W20 17 May 20	W21 23 May 20	W22 31 May 20	W23 7 Jun 20	W24 14 Jun 20	W25 21 Jun 20	W26 28 Jun 20
Afghanistan	3378	3768	1547	42	54	55	63	62	57	29	52	69	79	42	8
Bahrain	35	17	9	0	0	0	1	0	1	0	0	0	0	0	
Djibouti	0	5	0	0	0	0	0	0	0	0	0				
Egypt	1246	1343	433	18	9	13	24	15	18	1	7	22	18	20	2
Iran	896	1070	289	3	11	4	7	8	13	17	7	7	2	0	
Iraq	1023	1157	250	7	8	2	8	7	8	2	6	3	3	3	
Jordan ****	115	113	21	1	1	0	0	0	0	0	0	2	0	0	0
Kuwait	72	48	15	0	1	0	1	0	0	1	0	0	1	0	
Lebanon ****	89	87	28	0	1	0	0	0	0	1	0	2	0		
Libya	122	107	50	2	1	1	2	1	1	1	2	1	1	0	0
Morocco	212	247	64	1	4	0	2	2	0	1	2	2	1	0	1
Oman	28	30	11	1	1	0	1	0	0	0	0	0	1	0	0
Pakistan	12276	15215	5430	154	140	141	161	170	169	121	156	157	116	39	0
Palestine ****	44	62	7	0	0	0	0	0	0	0	0	0	0		
Qatar	10	9	1	0	0	0	0	0	0	0	0	0	0	1	0
Saudi Arabia	242	236	59	1	1	2	5	0	0	0	2	4	2	0	0
Somalia	353	361	192	3	6	1	4	3	6	6	5	7	6	4	0
Sudan	579	608	121	0											
Syria ****	362	377	179	1	8	5	5	8	6	7	5	9	22	2	
Tunisia	68	79	17	0	0	0	2	0	1	2	0	0	0	0	
U.A.E	40	50	13	0	0	0	0	0	0	0	1	1	0	0	
Yemen	730	779	291	10	14	9	9	8	5	6	10	6	5	5	
<b>Total EMR</b>	<b>21920</b>	<b>25768</b>	<b>9027</b>	<b>244</b>	<b>260</b>	<b>233</b>	<b>295</b>	<b>284</b>	<b>285</b>	<b>195</b>	<b>255</b>	<b>292</b>	<b>257</b>	<b>116</b>	<b>11</b>

No data = No report received

Table 2: Confirmed polio cases by month of onset

Country	Total year 2018	Total year 2019	28/06		Confirmed polio cases by month of onset											
			2019	2020	July 2019	August 2019	September 2019	October 2019	November 2019	December 2019	January 2020	February 2020	March 2020	April 2020	May 2020	June 2020
Afghanistan	21	29	13	26	2	2	3	1	7	1	2	3	7		12	2
Bahrain	0	0	0	0	0	0	0	0	0	0	0					
Djibouti	0	0	0	0	0	0	0	0	0	0	0	0	0	0	0	
Egypt	0	0	0	0	0	0	0	0	0	0	0	0	0	0		
Iran	0	0	0	0	0	0	0	0	0	0	0	0	0	0		
Iraq	0	0	0	0	0	0	0	0	0	0	0	0	0	0		
Jordan ****	0	0	0	0	0	0	0	0	0	0	0	0	0	0	0	
Kuwait	0	0	0	0	0	0	0	0	0	0	0	0	0	0		
Lebanon ****	0	0	0	0	0	0	0	0	0	0	0					
Libya	0	0	0	0	0	0	0	0	0	0	0					
Morocco	0	0	0	0	0	0	0	0	0	0	0					
Oman	0	0	0	0	0	0	0	0	0	0	0	0	0	0	0	
Pakistan	12	147	44	55	12	14	5	17	23	32	18	17	7	6	5	2
Palestine ****	0	0	0	0	0	0	0	0	0	0	0	0	0	0	0	
Qatar	0	0	0	0	0	0	0	0	0	0	0	0	0	0	0	
Saudi Arabia	0	0	0	0	0	0	0	0	0	0	0	0	0	0		
Somalia	0	0	0	0	0	0	0	0	0	0	0	0	0	0		
Sudan	0	0	0	0	0	0	0	0	0	0	0	0	0	0		
Syria ****	0	0	0	0	0	0	0	0	0	0	0	0	0	0	0	
Tunisia	0	0	0	0	0	0	0	0	0	0	0	0	0	0		
U.A.E	0	0	0	0	0	0	0	0	0	0	0	0	0	0		
Yemen	0	0	0	0	0	0	0	0	0							
<b>Total EMR</b>	<b>33</b>	<b>176</b>	<b>57</b>	<b>81</b>	<b>14</b>	<b>16</b>	<b>8</b>	<b>18</b>	<b>30</b>	<b>33</b>	<b>20</b>	<b>20</b>	<b>14</b>	<b>6</b>	<b>17</b>	<b>4</b>

\*\*\*\* UNRWA cases are included with those of country of residence

## AFP SURVEILLANCE

Week 26, ending 28 June 2020

29-Jun-20

Number 1134

Table 3: Investigation of AFP cases with paralysis onset in 2019 &amp; 2020 up to Week (26/20) / Ending on : 28/06/2020)

COUNTRY	2019												2020												Latest line List Date
	AFP									Specimen	Wild cases ****		AFP									Specimen	Wild cases ****		
	Total AFP cases onset 2019	Case classification					Non polio AFP rate **	AFP cases pending classification > 90 days from onset of paralysis	AFP cases pending classification and lab > 90 days from onset of paralysis		% with *** adequate specimens	Wild P1 Poliovirus	Wild P3 Poliovirus	Total AFP cases onset 2020	Case classification					Annualized Non polio AFP rate **	AFP cases pending classification > 90 days from onset of paralysis		AFP cases pending classification and lab > 90 days from onset of paralysis	% with *** adequate specimens	
		Total Confirmed Polio Cases *	Polio Compatible	Pending Classification	Discarded (non polio AFP)	VDPV				Total Confirmed Polio Cases *					Polio Compatible	Pending Classification	Discarded (non polio AFP)	VDPV							
Afghanistan	3768	29	1	0	3738	0	18.1	0	0	94.1	29	0	1547	26	0	260	1244	17	14.6	22	2	95.3	26	0	28/06/2020
Bahrain	17	0	0	0	17	0	5.9	0	0	100.0	0	0	9	0	0	5	4	0	6.3	3	3	100.0	0	0	21/06/2020
Djibouti	5	0	0	0	5	0	1.4	0	0	80.0	0	0	0	0	0	0	0	0	0.0	0	0		0	0	31/05/2019
Egypt	1343	0	0	0	1343	0	3.6	0	0	93.4	0	0	433	0	0	85	348	0	2.3	2	0	89.8	0	0	25/06/2020
Iran	1070	0	0	0	1069	1	5.2	0	0	97.1	0	0	289	0	0	9	280	0	2.8	0	0	99.7	0	0	21/06/2020
Iraq	1157	0	0	0	1157	0	7.4	0	0	94.3	0	0	250	0	0	26	224	0	3.1	5	0	91.6	0	0	26/06/2020
Jordan	113	0	0	0	113	0	3.9	0	0	100.0	0	0	21	0	0	1	20	0	1.1	0	0	100.0	0	0	28/06/2020
Kuwait	48	0	0	0	48	0	5.4	0	0	89.6	0	0	15	0	0	2	13	0	3.4	0	0	86.7	0	0	22/06/2020
Lebanon	87	0	0	0	87	0	4.7	0	0	89.7	0	0	28	0	0	11	17	0	3.1	7	6	96.4	0	0	19/06/2020
Libya	107	0	0	0	107	0	4.3	0	0	98.1	0	0	50	0	0	15	34	1	4.0	2	2	100.0	0	0	28/06/2020
Morocco	247	0	0	0	247	0	2.8	0	0	84.2	0	0	64	0	0	45	19	0	1.5	29	15	67.2	0	0	26/05/2020
Oman	30	0	0	0	30	0	2.7	0	0	80.0	0	0	11	0	0	1	10	0	2.0	0	0	90.9	0	0	28/06/2020
Pakistan	15215	147	5	64	14976	23	19.3	64	0	86.6	147	0	5430	55	0	619	4707	49	14.0	214	0	88.9	55	0	28/06/2020
Palestine	62	0	0	0	62	0	3.3	0	0	98.4	0	0	7	0	0	1	6	0	0.8	0	0	100.0	0	0	14/06/2020
Qatar	9	0	0	0	9	0	2.2	0	0	88.9	0	0	1	0	0	1	0	0	0.5	0	0	100.0	0	0	27/06/2020
Saudi Arabia	236	0	0	0	236	0	2.8	0	0	93.2	0	0	59	0	0	18	41	0	1.4	1	0	93.2	0	0	28/06/2020
Somalia	361	0	0	0	358	3	5.7	0	0	95.6	0	0	192	0	0	40	151	1	4.8	1	1	96.9	0	0	28/06/2020
Sudan	608	0	0	0	608	0	3.4	0	0	96.4	0	0	121	0	0	12	109	0	1.3	7	3	96.7	0	0	16/04/2020
Syria	377	0	0	0	377	0	4.8	0	0	88.1	0	0	179	0	0	34	145	0	4.6	0	0	92.7	0	0	27/06/2020
Tunisia	79	0	0	0	78	1	2.9	0	0	74.7	0	0	17	0	0	2	15	0	1.3	0	0	70.6	0	0	26/06/2020
U.A.E	50	0	0	0	50	0	4.0	0	0	90.0	0	0	13	0	0	2	11	0	2.1	0	0	100.0	0	0	22/06/2020
Yemen	779	0	0	31	748	0	5.5	31	27	89.0	0	0	291	0	0	185	105	1	4.2	84	78	92.8	0	0	27/06/2020
EMR	25768	176	6	95	25463	28	10.1	95	27	89.5	176	0	9027	81	0	1374	7503	69	7.0	377	110	90.9	81	0	
2018	21920	33	4	1	21867	15	8.7	1	1	89.8	33	0													

\* Confirmed polio cases refer to wild isolation from AFP cases or from contacts of negative index AFP cases

\*\* Non-polio AFP per 100,000 children &lt;15 years

\*\*\* Adequate here refers to two stool specimens collected at least 24 hours apart, within 14 days of paralysis onset and specimens received in the lab in Good Condition

\*\*\*\* AFP cases co infected with P1 and P3 are counted separately as wild isolates

World Health Organization – Regional Office for Eastern Mediterranean  
AFP SURVEILLANCE  
Week 26, ending 28 June 2020

29-Jun-20  
Number 1134

COUNTRY	2019						2020					
	# OF CONTACTS	LAB RESULTS					# OF CONTACTS	LAB RESULTS				
		WILD	VDPV	SL	NPEV	PENDING		WILD	VDPV	SL	NPEV	PENDING
AFG	1138	8	0	48	202	0	372	11	1	18	46	20
BAH	0	0	0	0	0	0	0	0	0	0	0	0
DJI	1	0	0	0	0	0	0	0	0	0	0	0
EGY	498	0	0	8	57	0	110	0	0	7	4	16
IRN	216	0	0	4	7	0	5	0	0	0	0	0
IRQ	603	0	0	12	39	6	127	0	0	0	8	8
JOR	0	0	0	0	0	0	0	0	0	0	0	0
KUW	0	0	0	0	0	0	0	0	0	0	0	0
LEB	24	0	0	0	3	0	0	0	0	0	0	0
LIB	6	0	0	0	3	0	0	0	0	0	0	0
MOR	85	0	0	3	1	30	4	0	0	0	0	2
OMA	78	0	0	2	28	0	35	0	0	2	6	0
PAK	5497	26	9	248	959	0	2251	12	6	230	270	140
PAL	0	0	0	0	0	0	0	0	0	0	0	0
QAT	0	0	0	0	0	0	0	0	0	0	0	0
SAA	44	0	0	1	0	0	6	0	0	1	0	0
SOM	1081	0	1	45	141	6	573	0	0	12	64	127
SUD	402	0	0	1	31	90	32	0	0	0	2	7
SYR	813	0	0	23	36	0	223	0	0	11	5	2
TUN	27	0	0	0	2	0	2	0	0	0	0	1
UAE	0	0	0	0	0	0	0	0	0	0	0	0
YEM	423	0	0	0	0	220	61	0	0	0	0	61
<b>EMR</b>	<b>10936</b>	<b>34</b>	<b>10</b>	<b>395</b>	<b>1509</b>	<b>352</b>	<b>3801</b>	<b>23</b>	<b>7</b>	<b>281</b>	<b>405</b>	<b>384</b>

Table 4 (B): Most recent wild contacts in EMRO, 2019-2020

Year	Country	Data	
		Count of wild contacts	Date of Most Recent stool collection
2020	Afghanistan	11	29/May/20
	Pakistan	12	13/Mar/20
<b>2020 Total</b>		<b>23</b>	<b>29/May/20</b>
2019	Afghanistan	8	17/Aug/19
	Pakistan	26	26/Dec/19
<b>2019 Total</b>		<b>34</b>	<b>26/Dec/19</b>

Table 4 (C): Number of distribution by district of -ve index AFP cases identified as wild positive by contact in EMR, 2019-2020

YEAR	COUNTRY	PROVINCE	DISTRICT	COUNT	First case	Last case	
2020	AFG	KANDAHAR	NESH	1	23-May-20	23-May-20	
			HILMAND	1	4-Jan-20	4-Jan-20	
			NIMROZ	1	28-Feb-20	28-Feb-20	
			FARAH	1	06-May-20	06-May-20	
	PAK	PUNJAB	DG KHAN	1	18-Jan-20	18-Jan-20	
		KHYBER PAKHTUNKHWA (KP)	KARAK	1	20-Jan-20	20-Jan-20	
		SINDH	JACOBABAD	1	07-Feb-20	07-Feb-20	
<b>2020 Total</b>				<b>7</b>	<b>04-Jan-20</b>	<b>23-May-20</b>	
2019	AFG	URUZGAN	TIRINKOT	1	2-Aug-19	2-Aug-19	
			HILMAND	MUSAQALAH	1	05-Jun-19	05-Jun-19
			SANGIN	1	06-Mar-19	06-Mar-19	
	PAK	PUNJAB	DG KHAN	2	2-Dec-19	10-Dec-19	
			KHIORANGI	1	28-Aug-19	28-Aug-19	
		SINDH	SUJAWAL	1	25-Sep-19	25-Sep-19	
			JAMSHORO	1	09-Oct-19	09-Oct-19	
			T. ALLAHYAR	1	10-Nov-19	10-Nov-19	
			KAMBAR	1	02-Nov-19	02-Nov-19	
			MIRPURKHAS	2	01-Dec-19	18-Dec-19	
			LARKANA	1	24-Dec-19	24-Dec-19	
			JACOBABAD	1	19-Dec-19	19-Dec-19	
			BALOCHSITAN	MASTUNG	1	18-Nov-19	18-Nov-19
				KILLABDULLAH	2	2-Jul-19	19-Nov-19
			KHYBER PAKHTUNKHWA (KP)	BANNU	1	13-Nov-19	13-Nov-19
				SWABI	1	17-Nov-19	17-Nov-19
				TANK	1	30-Oct-19	30-Oct-19
LAKKIMRWAT	3	27-May-19		04-Oct-19			
		TORGHAR	1	25-May-19	25-May-19		
<b>2019 Total</b>				<b>24</b>	<b>06-Mar-19</b>	<b>24-Dec-19</b>	

## AFP SURVEILLANCE

Week 26, ending 28 June 2020

29-Jun-20

Number 1134

Table 5: Laboratory investigation of AFP cases with paralysis onset in 2020 up to Week (26/2020) / Ending on : (28/06/2020)

Country	Polio laboratories  ITD / Nucleotide Sequencing (Nucleotide Sequencing performed by EGY, PAK, TUN, CDC and RIVM laboratories)	AFP cases with specimens	Preliminary virus isolation results of AFP cases						Poliovirus intratypic differentiation results #											Indicators				Latest report Date		
			Referred for ITD		NPEV only	Negative	Pending		Type 1			Type 2			Type 3			Discordant pending sequence	NPEV by PCR	Non-EV	Pending ITD	% specimens positive for NPEV*	% AFP cases with culture results within 14 days		% AFP cases with ITD results within 7 days	% AFP cases with ITD results within 45 days of onset**
			L20B+	L20B+/NPEV			received < / = 14 days	received > 14 days ago	Wild	Sabin	VDPV	Wild	Sabin	VDPV	Wild	Sabin	VDPV									
Afghanistan	RRL Pakistan	1494	133	17	162	1038	145		22	68			2	16		66			1		10	10%	85%	100%	98%	28/06/2020
Bahrain	NPL Oman / CDC																									28/06/2020
Djibouti	NPL Kenya / CDC																									31/05/2020
Egypt***	RRL Egypt	420	17	4	27	320	42	10	17	8					9			2	3		6%	98%	100%	99%	25/06/2020	
Iran	NPL Iran / CDC	300	4		4	283	9		3						2						1%	100%	100%	100%	28/06/2020	
Iraq	RRL Egypt	251			27	213	8	3													10%	93%		100%	25/06/2020	
Jordan	NPL Jordan / RRL EGYPT	21			4	17															19%	100%		100%	28/06/2020	
Kuwait	RRL Kuwait / RIVM	16				15	1														2%	67%		93%	28/06/2020	
Lebanon	NPL Jordan / RRL EGYPT	19			5	14															26%	100%		100%	28/06/2020	
Libya	RRL Tunisia / RIVM	51	4			47									3	1					0%	100%	100%	76%	26/06/2020	
Morocco	NPL Morocco / RRL Tunisia	48			1	47															1%	100%		98%	19/06/2020	
Oman	NPL Oman / CDC	11			2	8	1														17%	100%		100%	28/06/2020	
Pakistan	RRL Pakistan	5365	436	39	557	4042	237	49	52	125			136	46		193		1	1	1	3	9%	93%	99%	97%	28/06/2020
Palestine & UNRWA		7				7															0%	29%		100%	14/06/2020	
Qatar	NPL Oman / CDC																									28/06/2020
Saudi Arabia	NPL Saudi Arabia / CDC	57				55	2														0%	100%		100%	21/06/2020	
Somalia	NPL Kenya / CDC	192	4	1	29	118	10	30	2	1					4						20%	7%		98%	28/06/2020	
Sudan	NPL Sudan / RRL Egypt	120	2		13	99		6													13%	100%			14/06/2020	
Syria	NPL Syria / RRL Egypt	172	9		2	137	24														2%	100%			25/06/2020	
Tunisia	RRL Tunisia	16				15	1														0%	100%		93%	26/05/2020	
U.A.E	NPL Oman / CDC	10				10															0%	100%		60%	28/06/2020	
Yemen	NPL Kenya / CDC	104	8		23	73			2	1					5				1		21%	94%	63%	0%	27/06/2020	
<b>Total EMR 2020</b>		8674	617	61	856	6558	480	98	74	208	2		138	62		282	1	1	4	5	13	9%	91%	98%	96%	
<b>Total EMR 2019</b>		24835	1052	100	3658	19987		26	152	575	1		46	24		625	1	3	21	6	1	13%	95%	99%	96%	

\* Specimens from all sources including non-AFP cases, excluding environmental samples

\*\* This indicator reflects surveillance and laboratory activities

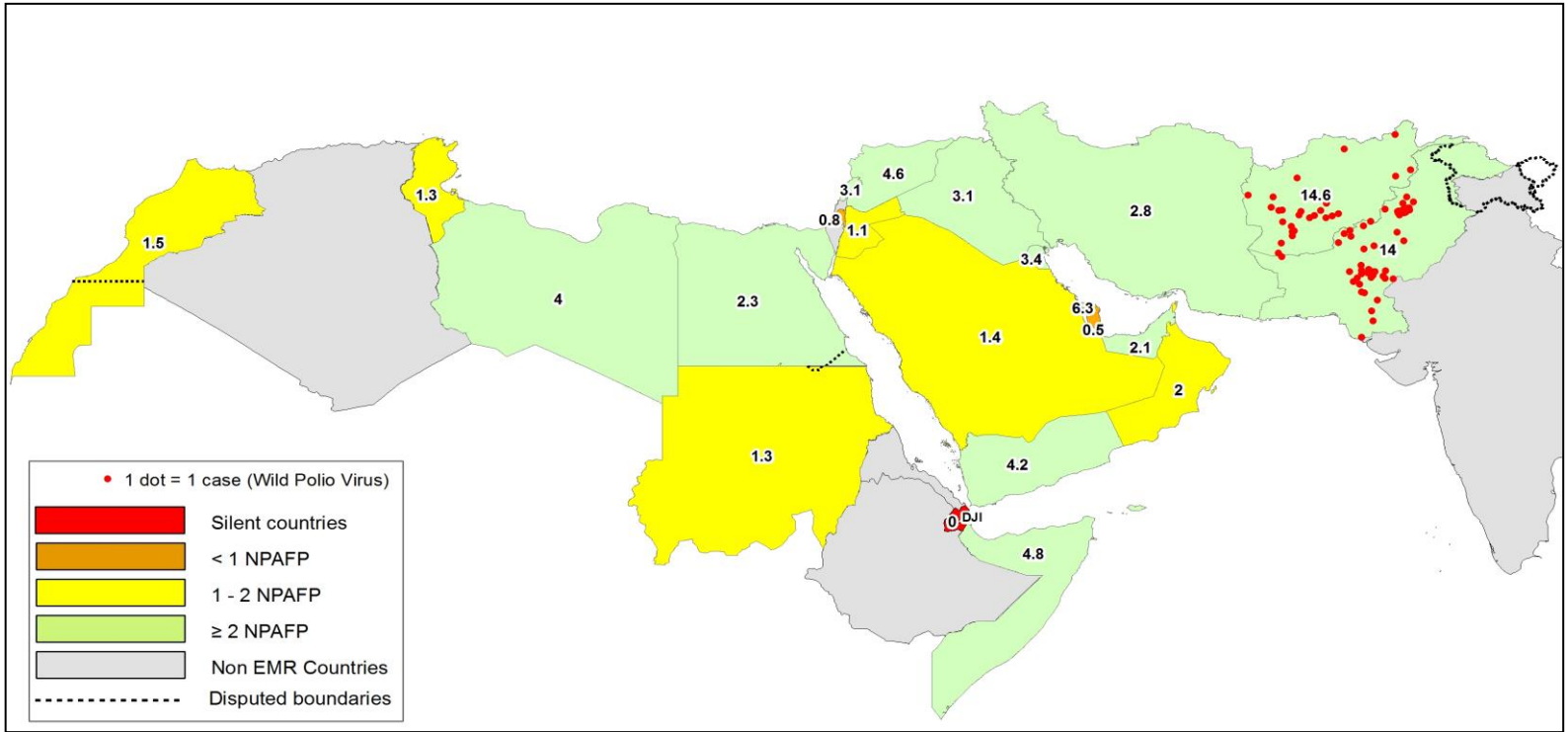
Table 6: Environmental isolate by year and type

COUNTRY	LAB RESULTS	2016	2017	2018	2019	2020
AFG	Wild	2	42	83	56	16
	Wild+cVDPV2					1
	cVDPV2					21
	EV/SL	177	265	248	200	87
	Negative	6	9	5	3	3
AFG Total		185	316	336	259	152
EGY	EV/SL	492	481	508	666	209
	Negative	36	41	32	34	25
	Pending					21
EGY Total		528	522	540	700	255
IRN	Wild				3	
	EV/SL		5	51	65	10
	Negative		1	3	3	
	Pending					2
IRN Total			6	54	71	12
JOR	EV/SL	2	29	36	36	9
	Negative		2			1
JOR Total		2	31	36	36	10
KUW	EV/SL			3	3	
	Pending				8	
KUW Total				3	11	
LEB	EV/SL	2	26	44	44	9
	Negative	2	1	1	3	2
LEB Total		4	27	45	47	11
PAK	Wild	59	105	139	367	206
	Wild+cVDPV2	2			10	11
	Wild+aVDPV2	1	1		2	3
	cVDPV2	2			25	4
	aVDPV2	3	4		2	1
	EV/SL	456	523	531	421	124
	Negative	6		3	4	3
	Pending					51
PAK Total		529	633	673	831	403
SOM	cVDPV2		2	19	5	11
	cVDPV3			11		
	aVDPV2			2	1	
	EV/SL		20	43	28	6
	Negative		14	138	29	20
SOM Total			36	213	63	44
SUD	EV/SL			15	42	13
	Negative				1	2
	Pending				17	5
SUD Total				15	60	20
SYR	EV/SL		4	81	155	76
	Negative			21	30	13
	Pending					11
SYR Total			4	102	185	100
<b>TOTAL</b>		<b>1248</b>	<b>1575</b>	<b>2017</b>	<b>2263</b>	<b>1007</b>

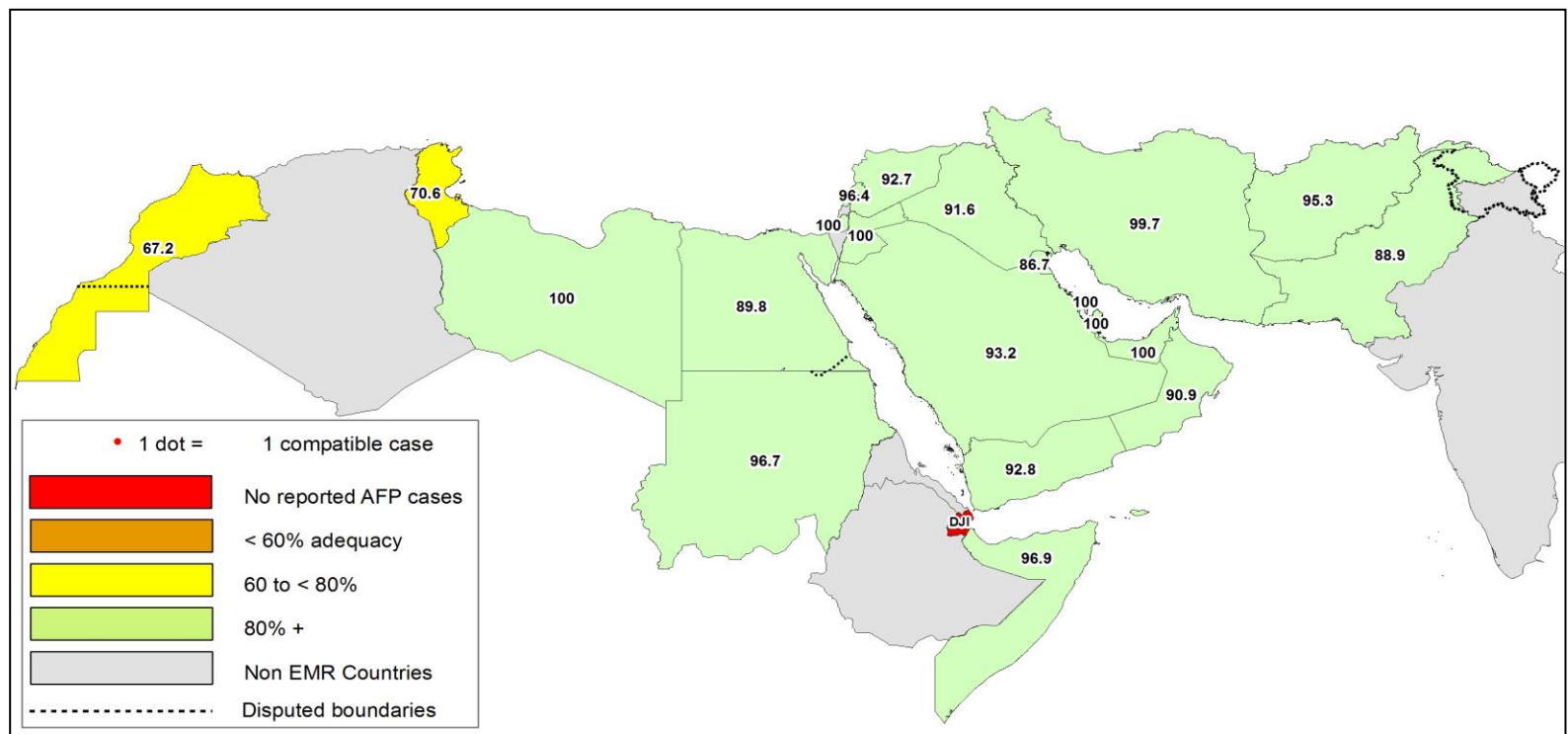
Table 7: Environmental Wild/VDPV isolate by site 2019-2020

YEAR	COUNTRY	LAB RESULTS	PROVINCE	Count	First date	Last date	
2019	AFG	Wild	HILMAND	19	6/Jan/19	25/Dec/19	
			KANDAHAR	24	6/Jan/19	25/Dec/19	
			NANGARHAR	13	26/Jan/19	25/Dec/19	
	AFG Total			56	6/Jan/19	25/Dec/19	
	IRN	Wild	S & B	3	22/Apr/19	20/May/19	
	IRN Total			3	22/Apr/19	20/May/19	
	PAK	Wild	BALUCHISTAN	72	1/Jan/19	20/Dec/19	
			GBALTISTAN	1	9/Dec/19	9/Dec/19	
			ISLAMABAD	3	12/Apr/19	21/Aug/19	
			KPAKHTUNKHWA	40	8/Jan/19	28/Dec/19	
			PUNJAB	97	5/Jan/19	17/Dec/19	
			SINDH	154	2/Jan/19	17/Dec/19	
			Wild+cVDPV2	KPAKHTUNKHWA	1	31/Dec/19	31/Dec/19
			PUNJAB	5	6/Aug/19	16/Dec/19	
			SINDH	4	7/Oct/19	18/Dec/19	
			cVDPV2	GBALTISTAN	5	24/Aug/19	6/Nov/19
			ISLAMABAD	1	12/Nov/19	12/Nov/19	
KPAKHTUNKHWA			8	9/Oct/19	24/Dec/19		
PUNJAB			10	21/Aug/19	17/Dec/19		
SINDH	1	19/Dec/19	19/Dec/19				
aVDPV2	PUNJAB	2	11/Apr/19	18/Dec/19			
PAK Total			404	1/Jan/19	31/Dec/19		
SOM	cVDPV2	BANADIR	5	10/Nov/19	22/Dec/19		
		aVDPV2	1	3/Feb/19	3/Feb/19		
SOM Total			6	3/Feb/19	22/Dec/19		
2019 Total			469	1/Jan/19	31/Dec/19		
2020	AFG	Wild	HILMAND	4	1/Jan/20	27/Apr/20	
			HIRAT	2	26/Apr/20	27/May/20	
			KANDAHAR	8	28/Jan/20	27/May/20	
			KHOST	1	25/Apr/20	25/Apr/20	
			NANGARHAR	1	26/Jan/20	26/Jan/20	
			Wild+cVDPV2	NANGARHAR	1	8/Jan/20	8/Jan/20
			cVDPV2	NANGARHAR	21	7/Jan/20	27/Apr/20
	AFG Total			38	1/Jan/20	27/May/20	
	PAK	Wild	AJK	1	25/Feb/20	25/Feb/20	
			BALUCHISTAN	49	1/Jan/20	12/Jun/20	
			GBALTISTAN	1	12/May/20	12/May/20	
			ISLAMABAD	1	16/Jan/20	16/Jan/20	
			KPAKHTUNKHWA	11	28/Jan/20	28/May/20	
			PUNJAB	59	4/Jan/20	15/Jun/20	
			SINDH	84	3/Jan/20	10/Jun/20	
			Wild+cVDPV2	BALUCHISTAN	2	1/Feb/20	2/Mar/20
			KPAKHTUNKHWA	1	11/Mar/20	11/Mar/20	
PUNJAB			3	4/Jan/20	10/Feb/20		
SINDH			5	3/Jan/20	14/Apr/20		
cVDPV2			KPAKHTUNKHWA	3	10/Jan/20	10/Feb/20	
PUNJAB	1	16/Jan/20	16/Jan/20				
aVDPV2	KPAKHTUNKHWA	1	10/Apr/20	10/Apr/20			
PAK Total			222	1/Jan/20	15/Jun/20		
SOM	cVDPV2	BANADIR	11	5/Jan/20	5/May/20		
SOM Total			11	5/Jan/20	5/May/20		
2020 Total			271	1/Jan/20	15/Jun/20		

**Figure 1: Non Polio AFP Rate and Wild Virus in EMR 01/01/2020 - 28/06/2020**



**Figure 2: Percent of AFP cases with Adequate Samples & Compatible Cases in EMR 01/01/2020 - 28/06/2020**

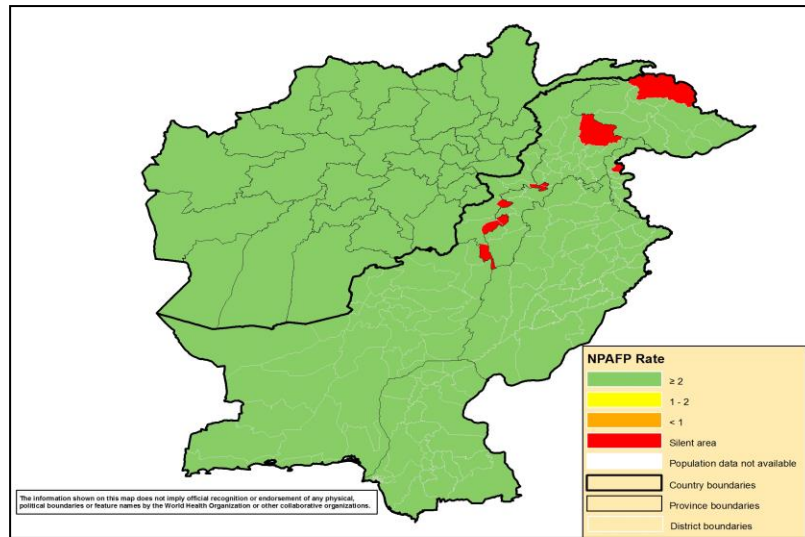


**Table 8: Wild polio cases by country and date of onset of paralysis in EMR, 2019 - 2020**

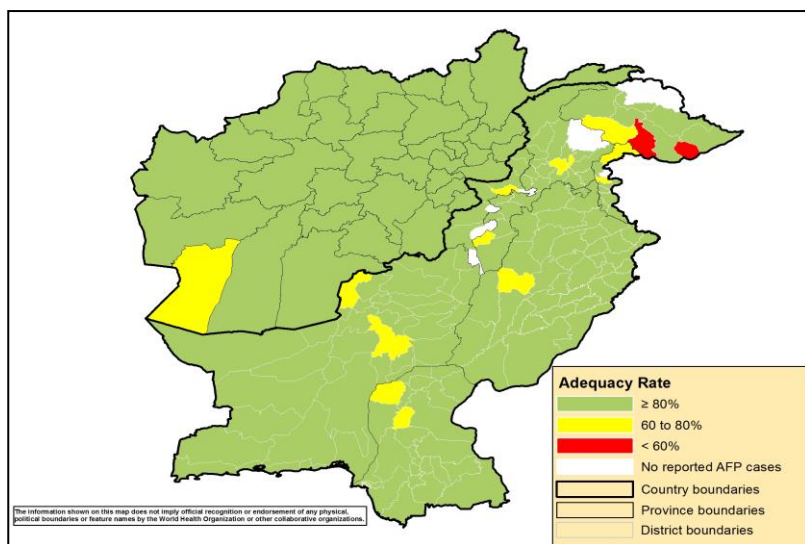
Year	COUNTRY	Count	First Case	Last Case
2020	AFG	26	4-Jan-20	3-Jun-20
	PAK	55	1-Jan-20	4-Jun-20
<b>2020 Total</b>		<b>81</b>	<b>1-Jan-20</b>	<b>4-Jun-20</b>
2019	AFG	29	4-Jan-19	7-Dec-19
	PAK	147	15-Jan-19	31-Dec-19
<b>2019 Total</b>		<b>176</b>	<b>4-Jan-19</b>	<b>31-Dec-19</b>



**Figure 3: Non Polio AFP rate by Province in Afghanistan & by District in Pakistan 01/01/2020 - 28/06/2020**

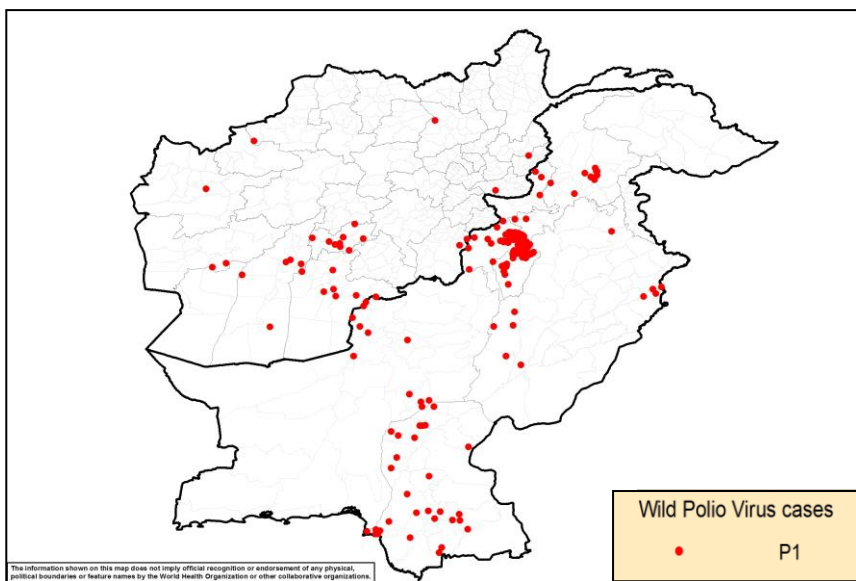


**Figure 4: Percent of AFP cases with Adequate Samples in Afghanistan by Province & Pakistan by District 01/01/2020 - 28/06/2020**

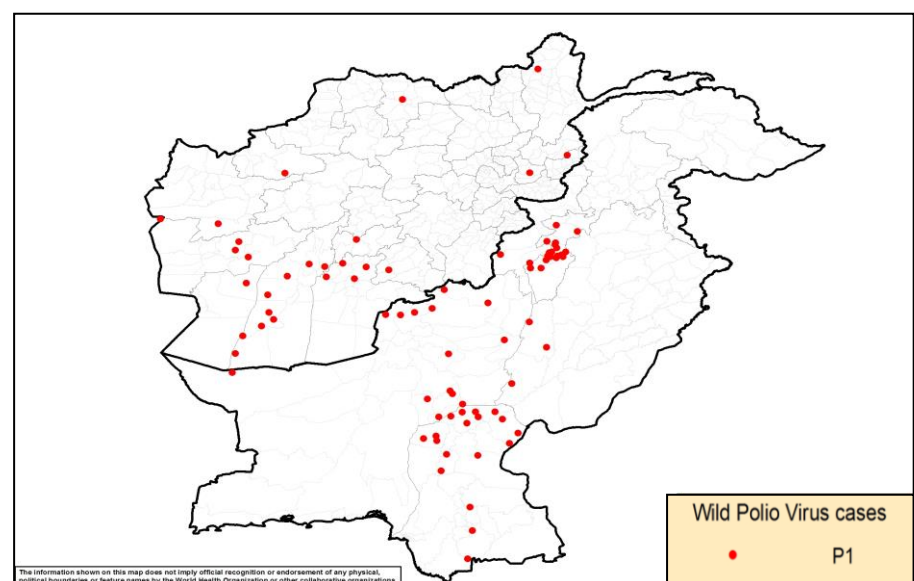


**Figure 5: Wild Virus Cases by Type & District in Afghanistan & Pakistan**

**5(a) 01/01/2019 - 31/12/2019**



**5(b) 01/01/2020 - 28/06/2020**



World Health Organization – Regional Office for Eastern Mediterranean  
AFP SURVEILLANCE  
Week 26, ending 28 June 2020

29-Jun-20  
Number 1134

**Table 9: Wild Polio cases by district and date of onset of paralysis, Afghanistan 2019-2020**

ONSETYR	PROVINCE	DISTRICT	Count	First case	Last case
2020	BALKH	DEHDADI	1	15-Mar-20	15-Mar-20
	HIRAT	SHINDAND	1	21-Mar-20	21-Mar-20
	FARAH	BALABULUK	2	11-May-20	17-May-20
		ANARDARA	1	6-May-20	6-May-20
		BAKWA	1	4-Feb-20	4-Feb-20
	BADGHIS	QADIS	1	13-May-20	13-May-20
	KUNAR	SHIGAL WA SHEL TAN	1	5-Mar-20	5-Mar-20
	LAGHMAN	MEHTARLAM	1	10-Feb-20	10-Feb-20
	KANDAHAR	NESH	1	23-May-20	23-May-20
		SHAHWALIKOT	2	4-Mar-20	22-Mar-20
		GHORAK	1	19-Mar-20	19-Mar-20
	ZABUL	MIZAN	1	21-Jan-20	21-Jan-20
	HILMAND	REG	4	25-May-20	3-Jun-20
		DEH-E-SHU	1	27-May-20	27-May-20
		NAWZAD	1	11-May-20	11-May-20
		SANGIN	1	7-May-20	7-May-20
		NAD-E-ALI	1	1-May-20	1-May-20
WASHER		1	4-Jan-20	4-Jan-20	
URUZGAN	TIRINKOT	1	28-May-20	28-May-20	
NIMROZ	KHASHROD	1	28-Feb-20	28-Feb-20	
BADAKHSHAN	YAWAN	1	10-Mar-20	10-Mar-20	
<b>2020 Total</b>			<b>26</b>	<b>4-Jan-20</b>	<b>3-Jun-20</b>
2019	HIRAT	PASHTUNZARGHUN	1	19-Nov-19	19-Nov-19
	FARAH	BAKWA	2	14-Nov-19	25-Nov-19
	BADGHIS	BALAMURGHAB	1	17-Oct-19	17-Oct-19
	NANGARHAR	KHOGYANI	1	18-Sep-19	18-Sep-19
	KUNAR	WATAPUR	1	8-May-19	8-May-19
	PAKTIKA	BERMEL	2	15-Sep-19	28-Sep-19
	KANDAHAR	SHAHWALIKOT	1	7-Dec-19	7-Dec-19
		SPINBOLDAK	2	4-Jan-19	22-Nov-19
		KANDAHAR	2	17-Aug-19	10-Nov-19
		GHORAK	1	12-Jan-19	12-Jan-19
	HILMAND	GARM SER	1	26-May-19	26-May-19
		MUSAQALAH	1	5-May-19	5-May-19
		NAWZAD	1	3-Apr-19	3-Apr-19
		WASHER	1	23-Mar-19	23-Mar-19
		SANGIN	1	6-Mar-19	6-Mar-19
	URUZGAN	KHASURUZGAN	1	2-Nov-19	2-Nov-19
		TIRINKOT	4	19-May-19	2-Aug-19
CHORA		3	20-Mar-19	23-Jul-19	
SHAHID-E-HASSAS		1	25-Feb-19	25-Feb-19	
BAGHLAN	PUL-E- KHUMRI	1	14-Nov-19	14-Nov-19	
<b>2019 Total</b>			<b>29</b>	<b>4-Jan-19</b>	<b>7-Dec-19</b>

World Health Organization – Regional Office for Eastern Mediterranean  
AFP SURVEILLANCE  
Week 26, ending 28 June 2020

29-Jun-20  
Number 1134

**Table 10: Wild Polio cases by district and date of onset of paralysis, Pakistan 2019-2020**

ONSETYR	PROVINCE	DISTRICT	Count	First case	Last case	
2020	KHYBER PAKHTUNKHWA	BANNU	1	27-Apr-20	27-Apr-20	
		TANK	4	11-Jan-20	15-Mar-20	
		KARAK	2	20-Jan-20	13-Mar-20	
		LAKKIMRWT	12	2-Jan-20	9-Mar-20	
		WAZIR-S	1	21-Feb-20	21-Feb-20	
	BALOCHISTAN	CHAGHAI	1	4-Jun-20	4-Jun-20	
		DUKKI	1	26-May-20	26-May-20	
		PISHIN	3	31-Jan-20	26-May-20	
		KABDULAH	1	11-May-20	11-May-20	
		JHALMAGSI	1	19-Apr-20	19-Apr-20	
		ZHOB	2	22-Feb-20	13-Apr-20	
		NSIRABAD	2	3-Jan-20	13-Apr-20	
		JAFARABAD	1	12-Feb-20	12-Feb-20	
		SOHBATPUR	1	12-Feb-20	12-Feb-20	
		SIBI	1	7-Feb-20	7-Feb-20	
	PUNJAB	RAJANPUR	1	2-Jun-20	2-Jun-20	
	DGKHAN	2	18-Jan-20	4-May-20		
	SINDH	GHOTKI	3	2-Mar-20	18-May-20	
		KAMBAR	3	8-Jan-20	11-Apr-20	
		KHAIRPUR	1	27-Mar-20	27-Mar-20	
		JACOBABAD	3	7-Feb-20	16-Mar-20	
		NFEROZ	2	8-Feb-20	22-Feb-20	
		SHIKARPUR	1	11-Feb-20	11-Feb-20	
		KASHMORE	2	16-Jan-20	3-Feb-20	
		T.ALLAHYAR	1	7-Jan-20	7-Jan-20	
		SUJAWAL	1	7-Jan-20	7-Jan-20	
		BADIN	1	1-Jan-20	1-Jan-20	
<b>2020 Total</b>			<b>55</b>	<b>1-Jan-20</b>	<b>4-Jun-20</b>	
2019		KHYBER PAKHTUNKHWA	LAKKIMRWT	32	27-May-19	31-Dec-19
	DIKHAN		4	5-May-19	21-Dec-19	
	MOHMAND		1	20-Dec-19	20-Dec-19	
	TANK		6	11-Oct-19	18-Dec-19	
	BANNU		26	15-Jan-19	30-Nov-19	
	SWABI		1	17-Nov-19	17-Nov-19	
	WAZIR-N		9	4-Apr-19	10-Oct-19	
	TORGHAR		7	25-May-19	13-Sep-19	
	WAZIR-S		1	20-Aug-19	20-Aug-19	
	HANGU		2	20-Jan-19	28-Jul-19	
	CHARSADA		1	21-Jul-19	21-Jul-19	
	SHANGLA		1	18-May-19	18-May-19	
	KHYBER		1	14-Feb-19	14-Feb-19	
	BAJOUR		1	18-Jan-19	18-Jan-19	
	BALOCHISTAN		KABDULAH	5	9-Jun-19	31-Dec-19
			JAFARABAD	3	28-May-19	18-Dec-19
			NSIRABAD	1	5-Dec-19	5-Dec-19
		MASTUNG	1	18-Nov-19	18-Nov-19	
		HARNAI	1	27-Sep-19	27-Sep-19	
		QUETTA	1	6-Jul-19	6-Jul-19	
	PUNJAB	LAHORE	5	20-Jan-19	28-Dec-19	
		DGKHAN	4	2-Dec-19	25-Dec-19	
		OKARA	1	8-Dec-19	8-Dec-19	
		MUZFARGARH	1	26-Nov-19	26-Nov-19	
		JHELMUM	1	21-Jun-19	21-Jun-19	
	SINDH	THATTA	1	26-Dec-19	26-Dec-19	
		DADU	2	6-Dec-19	26-Dec-19	
		LARKANA	3	17-Apr-19	24-Dec-19	
		JAMSHORO	3	23-Aug-19	22-Dec-19	
		JACOBABAD	1	19-Dec-19	19-Dec-19	
		MIRPURKHAS	4	17-Nov-19	18-Dec-19	
		KAMBAR	3	2-Nov-19	14-Dec-19	
		BADIN	1	28-Nov-19	28-Nov-19	
		T.ALLAHYAR	1	10-Nov-19	10-Nov-19	
		KHIKAMARI	1	29-Oct-19	29-Oct-19	
		SUKKUR	1	27-Oct-19	27-Oct-19	
		KHIJAMSHEED	1	24-Oct-19	24-Oct-19	
		SBENAZIRABAD	1	19-Oct-19	19-Oct-19	
		SUJAWAL	1	25-Sep-19	25-Sep-19	
	KHIORANGI	2	20-Aug-19	26-Aug-19		
	HYDERABAD	2	20-Jul-19	5-Aug-19		
	KHIGIQBAL	1	29-Apr-19	29-Apr-19		
KHILAYARI	1	25-Feb-19	25-Feb-19			
<b>2019 Total</b>			<b>147</b>	<b>15-Jan-19</b>	<b>31-Dec-19</b>	

World Health Organization – Regional Office for Eastern Mediterranean

AFP SURVEILLANCE

22-Jun-20

Week 25, ending 21 June 2020

Number 1133

Table 11: Circulating VDPV cases and date of onset of paralysis in EMR countries by districts 2019-2020

COUNTRY	YEAR	PROVINCE	DISTRICT	Count	First Case	Last Case	
AFG	2020	KUNAR	NARANG	1	1-May-20	1-May-20	
			NURGAL	1	6-Apr-20	6-Apr-20	
		NANGARHAR	CHAPARHAR	1	11-May-20	11-May-20	
			BEHSUD	1	28-Apr-20	28-Apr-20	
			RODAT	1	18-Apr-20	18-Apr-20	
			LALPUR	2	30-Apr-20	1-May-20	
			BATIKOT	1	5-Feb-20	5-Feb-20	
			SHINWAR	3	27-Mar-20	15-May-20	
			Muhmand Dara	2	6-Apr-20	27-Apr-20	
			Kama	2	4-Apr-20	30-Apr-20	
Dehbala	1	18-Apr-20	18-Apr-20				
Dar-e-Nur	1	16-Apr-20	16-Apr-20				
PAK	2020	SINDH	KHISITE	1	2-May-20	2-May-20	
		BALUCHISTAN	QUETTA	1	29-Feb-20	29-Feb-20	
		PUNJAB	RAWALPINDI	1	18-Jan-20	18-Jan-20	
			FAISALABAD	3	5-Feb-20	14-Mar-20	
		KHYBER PAKHTUNKHWA	DIRUPPER	1	12-Apr-20	12-Apr-20	
			WAZIR-S	1	21-Mar-20	21-Mar-20	
			PESHAWAR	6	2-Jan-20	10-Apr-20	
			BAJOUR	3	3-Jan-20	30-Jan-20	
			KHYBER	15	12-Jan-20	1-Mar-20	
			NOWSHERA	4	18-Jan-20	1-Mar-20	
LAKKI MARWAT	5		27-Jan-20	26-Feb-20			
MARDAN	1		2-Jan-20	2-Jan-20			
DIR LOWER	3	2-Feb-20	25-Mar-20				
BANNU	2	3-Jan-20	13-Feb-20				
<b>Total 2020</b>				<b>64</b>	<b>2-Jan-20</b>	<b>15-May-20</b>	
PAK	2019	PUNJAB	GUJRANWALA	1	22-Nov-19	22-Nov-19	
			KHYBER	3	12-Dec-19	28-Dec-19	
		KHYBER PAKHTUNKHWA	MOHMAND	3	12-Dec-19	21-Dec-19	
			BAJOUR	1	1-Dec-19	1-Dec-19	
			PESHAWAR	1	8-Dec-19	8-Dec-19	
			LAKKI MARWAT	1	13-Dec-19	13-Dec-19	
			CHARSADA	1	3-Nov-19	3-Nov-19	
			KOHISTANUPPER	1	27-Oct-19	27-Oct-19	
			KOHISTANLOWER	2	6-Oct-19	11-Oct-19	
			TORGHAR	3	4-Sep-19	17-Dec-19	
		ISLAMABAD	CDA	1	11-Sep-19	11-Sep-19	
		GILGIT BALTISTAN	DIAMER	4	7-Jul-19	28-Aug-19	
		SOM	BARI	BOSSASO	1	8-May-19	8-May-19
			TOGDHER	BUHODLE	1	21-Apr-19	21-Apr-19
SOOL	LAS ANOD		1	15-Mar-19	15-Mar-19		
<b>Total 2019</b>				<b>25</b>	<b>15-Mar-19</b>	<b>28-Dec-19</b>	

