

Highlights of Polio Fax Bulletin No. 1132 for Week 24 2020

I. Salient features

1. Polio eradication teams at the Regional and Country levels are contributing into COVID19 Response, particularly in areas of surveillance (field and laboratory), analytics and communications and coordination.
2. Wild Poliovirus Type-1 (WPV1):
 - Five new WPV1 cases reported this week, four from Afghanistan and one from Pakistan; total cases in 2020 in the EMR to date 67 (Afghanistan – 16 and Pakistan – 51).
 - 19 new WPV1 positive environmental samples reported this week, two from Afghanistan and seventeen from Pakistan.

Advance notification: three new WPV1 cases from Afghanistan from Hilmand, Kandahar and Farah provinces with dates of onset in May 2020 – details will be shared in next bulletin.

3. Vaccine Derived Poliovirus (VDPV):
 - Two new cVDPV2 cases reported this week from Pakistan; total cVDPV2 cases in 2020 in the EMR to date 60 (Afghanistan – 13 and Pakistan 47).
 - Nine new cVDPV2 positive environmental samples reported, three from Afghanistan, two from Pakistan and four from Somalia.

Advance notification: 4 new cVDPV2 cases from the Eastern Region of Afghanistan from Nangarhar and Kunar provinces with dates of onset in May 2020 – details will be shared in next bulletin.

II. Wild Poliovirus Transmission

Endemic countries (Pakistan & Afghanistan): Following was reported this week:

- a. *Human samples:* Five new WPV1 cases reported this week, 4 from Afghanistan and 1 from Pakistan. Total WPV1 cases in 2020 to date is 67 (16 from Afghanistan and 51 from Pakistan). This compares with 50 cases in 2019 in the same period (12 from Afghanistan and 38 from Pakistan).
 - Afghanistan: 4 new WPV1 cases reported this week and details are as follows:
 - Case (1): Reported from Nad-e-Ali district, Hilmand province, with date of onset 1 May 2020. The case is of a 66-month old female child. The child reportedly received 1 OPV dose from routine and 7 doses from supplementary immunization activities (SIAs).
 - Case (2): Reported from Anardara district, Farah province, with date of onset 6 May 2020. The case is of a 24-month old male child. The child reportedly received 2 OPV doses from routine and 4 doses from SIAs. The index case was identified as wild by 2 positive contacts.
 - Case (3): Reported from Sangin district, Hilmand province, with date of onset 7 May 2020. The case is of a 15-month old female child. The child did not receive any OPV doses neither from routine nor from SIAs.
 - Case (4): Reported from Nawzad district, Hilmand province, with date of onset 11 May 2020. The case is of a 16-month old male child. The child did not receive any OPV doses neither from routine nor from SIAs.

In 2020, 16 WPV1 cases are reported so far, four cases from Hilmand province, three from Kandahar province, two from Farah province and one each from Zabul, Nimroz, Laghman, Kunar, Badakhshan, Balkh and Herat provinces. The most recent case has onset of paralysis on 11 May 2020.
 - Pakistan: One new WPV1 case reported this week and details are as follows:
 - Case reported from Pishin district, Balochistan province, with date of onset 26 May 2020. The case is a 24-month old female child. The child reportedly received only 1 OPV dose from SIAs and none from routine.

In 2020, 51 WPV1 cases are reported so far, 20 cases from Khyber Pakhtunkhwa (KP) province, 17 from Sindh, 12 from Balochistan and 2 from Punjab province. The most recent case has onset of paralysis on 26 May 2020.

b. *Environmental samples*: 19 new positive environmental samples reported this week, two from Afghanistan and seventeen from Pakistan.

- Afghanistan: In 2020 to date, there are 15 WPV1 positive environmental samples including 1 combined (WPV1 and cVDPV2) with most recent sample collected on 27 April 2020.
- Pakistan: In 2020 to date, there are 204 WPV1 positive environmental samples including 10 combined (WPV1 and cVDPV2) and 3 combined (WPV1 and aVDPV2) with most recent positive sample collected on 1 June 2020.

III. Vaccine Derived Polioviruses (VDPVs)

1. Afghanistan: No new VDPV cases reported this week, but 3 cVDPV2 positive environmental samples were reported this week.

In 2020 to date, there are 13 cVDPV2 cases; twelve reported from Nangarhar province and one from Kunar province, with most recent case's onset on 30 April 2020.

Environment: In 2020 to date, 22 circulating VDPV2 (cVDPV2) positive environmental samples including 1 combined (WPV1 and cVDPV2) were reported; 19 from Jalalabad and 3 from Batikot districts, Nangarhar province, with most recent collection on 27 April 2020.

2. Pakistan: Two new cVDPV2 cases and two positive environmental samples were reported this week. The two new cVDPV2 cases were reported from:

- Dir Upper district, KP province, with date onset 12 April 2020 and

- Karachi SITE town, Sindh province, with date of onset 2 May 2020.

In 2020 to date, there are 47 cVDPV2 cases reported. Cases include 41 from KP province, 4 from Punjab province and 1 each from Balochistan and Sindh provinces, with most recent case's onset on 2 May 2020.

Environment: In 2020, there are 15 positive environmental samples for cVDPV2 so far (including 10 combined WPV1 and cVDPV2), the most recent sample collected on 11 March 2020. Also 4 aVDPV2 positive environmental samples including three combined (WPV1 + aVDPV2) were reported, with most recent collection on 10 April 2020.

3. SOMALIA: No new VDPV cases reported, but 4 new positive environmental samples were reported this week.

In 2020 to date: 11 cVDPV2 positive environmental samples are reported, the most recent collected on 5 May 2020.

4. YEMEN: No new VDPV cases were reported this week.

In 2020 to date: One aVDPV1 case was reported from Saadah province with date of onset on 31 January 2020.

IV. Surveillance performance indicators

In 2020, 12 of 22 member states are meeting the global target of both key surveillance indicators, namely non polio AFP rate of 2 per 100,000 children aged below 15 years and percent AFP cases with adequate specimen 80% and above. This compares with 18 countries meeting the both indicators in the same period in 2019. There is a decline in reporting of AFP cases due to COVID-19 Pandemic.

- Djibouti and Qatar are missing both indicators since they did not report any AFP case in 2020
- Morocco and Tunisia are also missing both indicators as their non-polio AFP rate is 1.2 and 1.1 and their percentage of AFP cases with adequate stool specimens is 69.4% and 61.5% respectively.
- Jordan, Oman, Palestine, Saudi Arabia, Sudan and United Arab Emirates have a non-polio AFP rate of 1.2, 1.9, 0.8, 1.4, 1.4 and 1.9 respectively.

World Health Organization – Regional Office for Eastern Mediterranean

AFP SURVEILLANCE

15-Jun-20

Week 24, ending 14 June 2020

Number 1132

Table 1: Acute Flaccid Paralysis (AFP) cases by week of onset

Country	Reported AFP cases by week of onset - Week (24/20) / Ending on : 14/06/2020														
	Total AFP 2018	Total AFP 2019	Total AFP to date, 2020	W13 29 Mar 20	W14 5 Apr 20	W15 12 Apr 20	W16 19 Apr 20	W17 26 Apr 20	W18 3 May 20	W19 10 May 20	W20 17 May 20	W21 23 May 20	W22 31 May 20	W23 7 Jun 20	W24 14 Jun 20
Afghanistan	3378	3768	1384	57	54	42	54	55	62	61	57	27	47	37	7
Bahrain	35	17	9	1	0	0	0	0	1	0	1	0	0	0	0
Djibouti	0	5	0	0	0	0	0	0	0	0	0	0	0		
Egypt	1246	1343	389	18	9	18	9	13	24	15	18	1	7	18	
Iran	896	1070	269	4	5	3	11	4	7	8	13	9	4	1	0
Iraq	1023	1157	243	7	8	7	8	2	8	7	8	0	5	3	2
Jordan ****	115	113	21	0	0	1	1	0	0	0	0	0	0	2	
Kuwait	72	48	15	0	0	0	1	0	1	0	0	1	0	0	1
Lebanon ****	89	87	27	0	0	0	1	0	0	0	0	1	0	1	0
Libya	122	107	48	0	1	2	1	1	2	1	2	1	1	0	
Morocco	212	247	49	1	0	0	1	0	0	1					
Oman	28	30	10	0	0	1	1	0	1	0	0	0	0	0	0
Pakistan	12276	15215	4947	119	108	154	140	139	159	163	156	81	53	0	
Palestine ****	44	62	7	0	1	0	0	0	0	0	0	0	0	0	0
Qatar	10	9	0	0	0	0	0	0	0	0	0	0	0	0	0
Saudi Arabia	242	236	54	2	0	1	1	2	5	0	0	0	2	1	0
Somalia	353	361	176	8	12	3	6	1	4	3	6	5	3	3	1
Sudan	579	608	121	2	5	0									
Syria ****	362	377	151	2	1	1	8	5	5	8	6	7	4	5	1
Tunisia	68	79	13	1	0	1	0	0	1	0	0	0	0	0	
U.A.E	40	50	11	0	0	0	0	0	0	0	0	0	0	0	
Yemen	730	779	279	16	14	10	13	9	8	8	5	5	10	6	1
Total EMR	21920	25768	8223	238	218	244	256	231	288	275	272	138	136	77	13

No data = No report received

Table 2: Confirmed polio cases by month of onset

Country	Total year 2018	Total year 2019	14/06		Confirmed polio cases by month of onset											
			2019	2020	July 2019	August 2019	September 2019	October 2019	November 2019	December 2019	January 2020	February 2020	March 2020	April 2020	May 2020	June 2020
Afghanistan	21	29	12	16	2	2	3	1	7	1	2	3	7		4	
Bahrain	0	0	0	0	0	0	0	0	0	0	0	0	0	0	0	
Djibouti	0	0	0	0	0	0	0	0	0	0	0	0	0	0	0	
Egypt	0	0	0	0	0	0	0	0	0	0	0	0	0	0	0	
Iran	0	0	0	0	0	0	0	0	0	0	0	0	0	0	0	
Iraq	0	0	0	0	0	0	0	0	0	0	0	0	0	0	0	
Jordan ****	0	0	0	0	0	0	0	0	0	0	0	0	0	0	0	
Kuwait	0	0	0	0	0	0	0	0	0	0	0	0	0	0	0	
Lebanon ****	0	0	0	0	0	0	0	0	0	0	0	0	0	0	0	
Libya	0	0	0	0	0	0	0	0	0	0	0	0	0	0	0	
Morocco	0	0	0	0	0	0	0	0	0	0	0	0	0	0	0	
Oman	0	0	0	0	0	0	0	0	0	0	0	0	0	0	0	
Pakistan	12	147	38	51	12	14	5	17	23	32	18	17	7	6	3	
Palestine ****	0	0	0	0	0	0	0	0	0	0	0	0	0	0	0	
Qatar	0	0	0	0	0	0	0	0	0	0	0	0	0	0	0	
Saudi Arabia	0	0	0	0	0	0	0	0	0	0	0	0	0	0	0	
Somalia	0	0	0	0	0	0	0	0	0	0	0	0	0	0	0	
Sudan	0	0	0	0	0	0	0	0	0	0	0	0	0	0	0	
Syria ****	0	0	0	0	0	0	0	0	0	0	0	0	0	0	0	
Tunisia	0	0	0	0	0	0	0	0	0	0	0	0	0	0	0	
U.A.E	0	0	0	0	0	0	0	0	0	0	0	0	0	0	0	
Yemen	0	0	0	0	0	0	0	0	0	0	0	0	0	0	0	
Total EMR	33	176	50	67	14	16	8	18	30	33	20	20	14	6	7	0

**** UNRWA cases are included with those of country of residence

AFP SURVEILLANCE

Week 24, ending 14 June 2020

15-Jun-20

Number 1132

Table 3: Investigation of AFP cases with paralysis onset in 2019 & 2020 up to Week (24/20) / Ending on : 14/06/2020

COUNTRY	2019												2020												Latest line List Date
	AFP									Specimen	Wild cases ****		AFP									Specimen	Wild cases ****		
	Total AFP cases onset 2019	Case classification					Non polio AFP rate **	AFP cases pending classification > 90 days from onset of paralysis	AFP cases pending classification and lab > 90 days from onset of paralysis		% with *** adequate specimens	Wild P1 Poliovirus	Wild P3 Poliovirus	Total AFP cases onset 2020	Case classification					Annualized Non polio AFP rate **	AFP cases pending classification > 90 days from onset of paralysis		AFP cases pending classification and lab > 90 days from onset of paralysis	% with *** adequate specimens	
		Total Confirmed Polio Cases *	Polio Compatible	Pending Classification	Discarded (non polio AFP)	VDPV				Total Confirmed Polio Cases *					Polio Compatible	Pending Classification	Discarded (non polio AFP)	VDPV							
Afghanistan	3768	29	1	0	3738	0	18.1	0	0	94.1	29	0	1384	16	0	230	1125	13	14.2	18	3	95.4	16	0	14/06/2020
Bahrain	17	0	0	0	17	0	5.9	0	0	100.0	0	0	9	0	0	5	4	0	6.8	3	3	100.0	0	0	14/06/2020
Djibouti	5	0	0	0	5	0	1.4	0	0	80.0	0	0	0	0	0	0	0	0	0.0	0	0		0	0	31/05/2019
Egypt	1343	0	0	0	1343	0	3.6	0	0	93.4	0	0	389	0	0	70	319	0	2.2	2	0	91.5	0	0	11/06/2020
Iran	1070	0	0	0	1069	1	5.2	0	0	97.1	0	0	269	0	0	9	260	0	2.9	0	0	99.6	0	0	14/06/2020
Iraq	1157	0	0	0	1157	0	7.4	0	0	94.3	0	0	243	0	0	20	223	0	3.3	5	0	91.8	0	0	12/06/2020
Jordan	113	0	0	0	113	0	3.9	0	0	100.0	0	0	21	0	0	3	18	0	1.2	0	0	100.0	0	0	11/06/2020
Kuwait	48	0	0	0	48	0	5.4	0	0	89.6	0	0	15	0	0	2	13	0	3.7	0	0	80.0	0	0	14/06/2020
Lebanon	87	0	0	0	87	0	4.7	0	0	89.7	0	0	27	0	0	10	17	0	3.2	6	6	96.3	0	0	14/06/2020
Libya	107	0	0	0	107	0	4.3	0	0	98.1	0	0	48	0	0	14	33	1	4.2	0	0	97.9	0	0	13/06/2020
Morocco	247	0	0	0	247	0	2.8	0	0	84.2	0	0	49	0	0	30	19	0	1.2	26	13	69.4	0	0	15/05/2020
Oman	30	0	0	0	30	0	2.7	0	0	80.0	0	0	10	0	0	0	10	0	1.9	0	0	90.0	0	0	14/06/2020
Pakistan	15215	147	5	140	14900	23	19.3	140	0	86.6	147	0	4947	51	0	736	4111	49	13.8	219	1	89.0	51	0	07/06/2020
Palestine	62	0	0	0	62	0	3.3	0	0	98.4	0	0	7	0	0	1	6	0	0.8	0	0	100.0	0	0	14/06/2020
Qatar	9	0	0	0	9	0	2.2	0	0	88.9	0	0	0	0	0	0	0	0	0.0	0	0		0	0	13/06/2020
Saudi Arabia	236	0	0	0	236	0	2.8	0	0	93.2	0	0	54	0	0	13	41	0	1.4	0	0	94.4	0	0	14/06/2020
Somalia	361	0	0	0	358	3	5.7	0	0	95.6	0	0	176	0	0	28	147	1	4.8	1	1	96.6	0	0	14/06/2020
Sudan	608	0	0	0	608	0	3.4	0	0	96.4	0	0	121	0	0	12	109	0	1.4	5	1	96.7	0	0	16/04/2020
Syria	377	0	0	0	377	0	4.8	0	0	88.1	0	0	151	0	0	18	133	0	4.2	0	0	92.1	0	0	13/06/2020
Tunisia	79	0	0	0	78	1	2.9	0	0	74.7	0	0	13	0	0	3	10	0	1.1	0	0	61.5	0	0	12/06/2020
U.A.E	50	0	0	0	50	0	4.0	0	0	90.0	0	0	11	0	0	1	10	0	1.9	1	1	100.0	0	0	07/06/2020
Yemen	779	0	0	74	705	0	5.5	74	59	89.0	0	0	279	0	0	177	101	1	4.3	62	54	93.5	0	0	14/06/2020
EMR	25768	176	6	214	25344	28	10.1	214	59	89.4	176	0	8223	67	0	1382	6709	65	6.9	348	83	91.1	67	0	
2018	21920	33	4	1	21867	15	8.7	1	1	89.8	33	0													

* Confirmed polio cases refer to wild isolation from AFP cases or from contacts of negative index AFP cases

** Non-polio AFP per 100,000 children <15 years

*** Adequate here refers to two stool specimens collected at least 24 hours apart, within 14 days of paralysis onset and specimens received in the lab in Good Condition

**** AFP cases co infected with P1 and P3 are counted separately as wild isolates

World Health Organization – Regional Office for Eastern Mediterranean

AFP SURVEILLANCE

Week 24, ending 14 June 2020

15-Jun-20

Number 1132

COUNTRY	2019						2020					
	# OF CONTACTS	LAB RESULTS					# OF CONTACTS	LAB RESULTS				
		WILD	VDPV	SL	NPEV	PENDING		WILD	VDPV	SL	NPEV	PENDING
AFG	1138	8	0	48	202	0	353	7	1	18	31	35
BAH	0	0	0	0	0	0	0	0	0	0	0	0
DJI	1	0	0	0	0	0	0	0	0	0	0	0
EGY	498	0	0	8	57	0	101	0	0	7	4	10
IRN	216	0	0	4	7	0	5	0	0	0	0	0
IRQ	603	0	0	12	39	6	122	0	0	0	8	3
JOR	0	0	0	0	0	0	0	0	0	0	0	0
KUW	0	0	0	0	0	0	0	0	0	0	0	0
LEB	24	0	0	0	3	0	0	0	0	0	0	0
LIB	6	0	0	0	3	0	0	0	0	0	0	0
MOR	85	0	0	3	1	30	2	0	0	0	0	0
OMA	78	0	0	2	28	0	35	0	0	2	6	0
PAK	5497	26	9	248	959	0	2060	12	6	230	220	129
PAL	0	0	0	0	0	0	0	0	0	0	0	0
QAT	0	0	0	0	0	0	0	0	0	0	0	0
SAA	44	0	0	1	0	0	6	0	0	1	0	0
SOM	1081	0	1	45	141	6	529	0	0	12	61	95
SUD	402	0	0	1	31	90	32	0	0	0	2	7
SYR	813	0	0	23	36	0	221	0	0	11	5	2
TUN	27	0	0	0	2	0	1	0	0	0	0	1
UAE	0	0	0	0	0	0	0	0	0	0	0	0
YEM	423	0	0	0	0	220	61	0	0	0	0	61
EMR	10936	34	10	395	1509	352	3528	19	7	281	337	343

Table 4 (B): Most recent wild contacts in EMRO, 2019-2020

Year	Country	Data	
		Count of wild contacts	Date of Most Recent stool collection
2020	Afghanistan	7	15/May/20
	Pakistan	12	13/Mar/20
2020 Total		19	15/May/20
2019	Afghanistan	8	17/Aug/19
	Pakistan	26	26/Dec/19
2019 Total		34	26/Dec/19

Table 4 (C): Number of distribution by district of -ve index AFP cases identified as wild positive by contact in EMR, 2019-2020

YEAR	COUNTRY	PROVINCE	DISTRICT	COUNT	First case	Last case
2020	AFG	HILMAND	WASHER	1	4-Jan-20	4-Jan-20
			KHASHROD	1	28-Feb-20	28-Feb-20
			ANARDARA	1	06-May-20	06-May-20
	PAK	PUNJAB	DG KHAN	1	18-Jan-20	18-Jan-20
KARAK			1	20-Jan-20	20-Jan-20	
JACOBABAD			1	07-Feb-20	07-Feb-20	
2020 Total				6	04-Jan-20	06-May-20
2019	AFG	URUZGAN	TIRINKOT	1	2-Aug-19	2-Aug-19
			MUSAQALAH	1	05-Jun-19	05-Jun-19
			SANGIN	1	06-Mar-19	06-Mar-19
	PAK	PUNJAB	DG KHAN	2	2-Dec-19	10-Dec-19
			KHIORANGI	1	28-Aug-19	28-Aug-19
			SUJAWAL	1	25-Sep-19	25-Sep-19
			JAMSHORO	1	09-Oct-19	09-Oct-19
			T. ALLAHYAR	1	10-Nov-19	10-Nov-19
			KAMBAR	1	02-Nov-19	02-Nov-19
			MIRPURKHAS	2	01-Dec-19	18-Dec-19
			LARKANA	1	24-Dec-19	24-Dec-19
			JACOBABAD	1	19-Dec-19	19-Dec-19
			MASTUNG	1	18-Nov-19	18-Nov-19
			KILLABDULLAH	2	2-Jul-19	19-Nov-19
			BANNU	1	13-Nov-19	13-Nov-19
			SWABI	1	17-Nov-19	17-Nov-19
			TANK	1	30-Oct-19	30-Oct-19
			LAKKIMRWAT	3	27-May-19	04-Oct-19
			TORGHAR	1	25-May-19	25-May-19
2019 Total				24	06-Mar-19	24-Dec-19

Table 5: Laboratory investigation of AFP cases with paralysis onset in 2020 up to Week (24/2020) / Ending on : (14/06/2020)

Country	Polio laboratories ITD / Nucleotide Sequencing (Nucleotide Sequencing performed by EGY, PAK, TUN, CDC and RIVM laboratories)	AFP cases with specimens	Preliminary virus isolation results of AFP cases						Poliovirus intratypic differentiation results #											Indicators				Latest report Date		
			Referred for ITD		NPEV only	Negative	Pending		Type 1			Type 2			Type 3			Discordant pending sequence	NPEV by PCR	Non-EV	Pending ITD	% specimens positive for NPEV*	% AFP cases with culture results within 14 days		% AFP cases with ITD results within 7 days	% AFP cases with ITD results within 45 days of onset**
			L20B+	L20B+/NPEV			received < / = 14 days	received > 14 days ago	Wild	Sabin	VDPV	Wild	Sabin	VDPV	Wild	Sabin	VDPV									
Afghanistan	RRL Pakistan	1346	114	12	144	945	131		13	66				12		63			1		6	9%	89%	100%	98%	14/06/2020
Bahrain	NPL Oman / CDC																									14/06/2020
Djibouti	NPL Kenya / CDC																									31/05/2020
Egypt***	RRL Egypt	377	17	2	22	287	22	27	17	8						8		1	3			6%	97%	100%	99%	11/06/2020
Iran	NPL Iran / CDC	281	3		4	264	10		3							1						1%	100%	100%	100%	13/06/2020
Iraq	RRL Egypt	244			25	205	10	4														10%	93%		100%	11/06/2020
Jordan	NPL Jordan / RRL EGYPT	21			3	16	2															16%	100%		100%	14/06/2020
Kuwait	RRL Kuwait / RIVM	15				14		1														2%	64%		93%	07/06/2020
Lebanon	NPL Jordan / RRL EGYPT	19			5	14																26%	100%		100%	14/06/2020
Libya	RRL Tunisia / RIVM	37	4			33									3	1						0%	100%	100%	95%	19/05/2020
Morocco	NPL Morocco / RRL Tunisia	48			1	47																1%	100%		98%	12/06/2020
Oman	NPL Oman / CDC	10			2	8																17%	100%		100%	14/06/2020
Pakistan	RRL Pakistan	5053	428	38	489	3716	274	106	48	125			135	45		192		1	1	1	2	9%	95%	98%	97%	14/06/2020
Palestine & UNRWA		7				7																0%	29%		100%	14/06/2020
Qatar	NPL Oman / CDC																									14/06/2020
Saudi Arabia	NPL Saudi Arabia / CDC	57				52	5															0%	100%		100%	14/06/2020
Somalia	NPL Kenya / CDC	176	4	1	29	114	7	21	2	1					4							20%	7%		98%	14/06/2020
Sudan	NPL Sudan / RRL Egypt	120	2		13	99		6														13%	100%			10/05/2020
Syria	NPL Syria / RRL Egypt	148	8			125	15															1%	100%			11/06/2020
Tunisia	RRL Tunisia	12				11		1														0%	100%		91%	19/05/2020
U.A.E	NPL Oman / CDC	10				10																0%	100%		60%	14/06/2020
Yemen	NPL Kenya / CDC	104	8		23	73			2	1					5				1			21%	94%	63%	0%	14/06/2020
Total EMR 2020		8085	588	53	760	6040	476	166	61	206	2		135	57		276	1	1	3	5	8	9%	93%	98%	96%	
Total EMR 2019		24833	1052	100	3646	19956	39	28	152	575	1		46	24		625	1	3	21	6	1	13%	95%	99%	96%	

* Specimens from all sources including non-AFP cases, excluding environmental samples

** This indicator reflects surveillance and laboratory activities

Table 6: Environmental isolate by year and type

COUNTRY	LAB RESULTS	2016	2017	2018	2019	2020
AFG	Wild	2	42	83	56	14
	Wild+cVDPV2					1
	cVDPV2					21
	EV/SL	177	265	248	200	75
	Negative	6	9	5	3	3
AFG Total		185	316	336	259	146
EGY	EV/SL	492	481	508	666	167
	Negative	36	41	32	34	24
	Pending					44
EGY Total		528	522	540	700	235
IRN	Wild				3	
	EV/SL		5	51	65	10
	Negative		1	3	3	
IRN Total			6	54	71	10
JOR	EV/SL	2	29	36	36	3
	Negative		2			1
	Pending					7
JOR Total		2	31	36	36	11
KUW	EV/SL			3	3	
	Pending				8	
KUW Total				3	11	
LEB	EV/SL	2	26	44	44	5
	Negative	2	1	1	3	2
	Pending					4
LEB Total		4	27	45	47	11
PAK	Wild	59	105	139	367	191
	Wild+cVDPV2	2			10	10
	Wild+aVDPV2	1	1		2	3
	cVDPV2	2			25	5
	aVDPV2	3	4		2	1
	EV/SL	456	523	531	421	117
	Negative	6		3	4	3
	Pending					28
PAK Total		529	633	673	831	358
SOM	cVDPV2		2	19	5	11
	cVDPV3			11		
	aVDPV2			2	1	
	EV/SL		20	43	28	6
	Negative		14	138	29	20
SOM Total			36	213	63	40
SUD	EV/SL			15	42	13
	Negative				1	2
	Pending				17	5
SUD Total				15	60	20
SYR	EV/SL		4	81	155	66
	Negative			21	30	13
	Pending					10
SYR Total			4	102	185	89
TOTAL		1248	1575	2017	2263	920

Table 7: Environmental Wild/VDPV isolate by site 2019-2020

YEAR	COUNTRY	LAB RESULTS	PROVINCE	Count	First date	Last date	
2019	AFG	Wild	HILMAND	19	6/Jan/19	25/Dec/19	
			KANDAHAR	24	6/Jan/19	25/Dec/19	
			NANGARHAR	13	26/Jan/19	25/Dec/19	
	AFG Total			56	6/Jan/19	25/Dec/19	
	IRN	Wild	S & B	3	22/Apr/19	20/May/19	
	IRN Total			3	22/Apr/19	20/May/19	
	PAK	Wild	BALOCHISTAN	72	1/Jan/19	20/Dec/19	
			GBALTISTAN	1	9/Dec/19	9/Dec/19	
			ISLAMABAD	3	12/Apr/19	21/Aug/19	
			KPAKHTUNKHWA	40	8/Jan/19	28/Dec/19	
			PUNJAB	97	5/Jan/19	17/Dec/19	
			SINDH	154	2/Jan/19	17/Dec/19	
			Wild+cVDPV2	KPAKHTUNKHWA	1	31/Dec/19	31/Dec/19
				PUNJAB	5	6/Aug/19	16/Dec/19
				SINDH	4	7/Oct/19	18/Dec/19
			cVDPV2	GBALTISTAN	5	24/Aug/19	6/Nov/19
				ISLAMABAD	1	12/Nov/19	12/Nov/19
KPAKHTUNKHWA				8	9/Oct/19	24/Dec/19	
PUNJAB				10	21/Aug/19	17/Dec/19	
SINDH	1	19/Dec/19		19/Dec/19			
aVDPV2	PUNJAB	2	11/Apr/19	18/Dec/19			
	PUNJAB	2	11/Apr/19	18/Dec/19			
PAK Total			404	1/Jan/19	31/Dec/19		
SOM	cVDPV2	BANADIR	5	10/Nov/19	22/Dec/19		
		BANADIR	1	3/Feb/19	3/Feb/19		
SOM Total			6	3/Feb/19	22/Dec/19		
2019 Total			469	1/Jan/19	31/Dec/19		
2020	AFG	Wild	HILMAND	4	1/Jan/20	27/Apr/20	
			HIRAT	1	26/Apr/20	26/Apr/20	
			KANDAHAR	7	28/Jan/20	27/Apr/20	
			KHOST	1	25/Apr/20	25/Apr/20	
			NANGARHAR	1	26/Jan/20	26/Jan/20	
			NANGARHAR	1	8/Jan/20	8/Jan/20	
			NANGARHAR	21	7/Jan/20	27/Apr/20	
	AFG Total			36	1/Jan/20	27/Apr/20	
	PAK	Wild	AJK	1	25/Feb/20	25/Feb/20	
			BALOCHISTAN	47	1/Jan/20	28/May/20	
			ISLAMABAD	1	16/Jan/20	16/Jan/20	
			KPAKHTUNKHWA	11	28/Jan/20	28/May/20	
			PUNJAB	50	4/Jan/20	1/Jan/20	
			SINDH	81	3/Jan/20	19/May/20	
			Wild+cVDPV2	BALOCHISTAN	2	1/Feb/20	2/Mar/20
				PUNJAB	3	4/Jan/20	10/Feb/20
				SINDH	5	3/Jan/20	14/Apr/20
cVDPV2			KPAKHTUNKHWA	4	10/Jan/20	11/Mar/20	
	PUNJAB	1	16/Jan/20	16/Jan/20			
	KPAKHTUNKHWA	1	10/Apr/20	10/Apr/20			
PAK Total			207	1/Jan/20	1/Jan/20		
SOM	cVDPV2	BANADIR	11	5/Jan/20	5/May/20		
SOM Total			11	5/Jan/20	5/May/20		
2020 Total			254	1/Jan/20	1/Jan/20		

Figure 1: Non Polio AFP Rate and Wild Virus in EMR 01/01/2020 - 14/06/2020

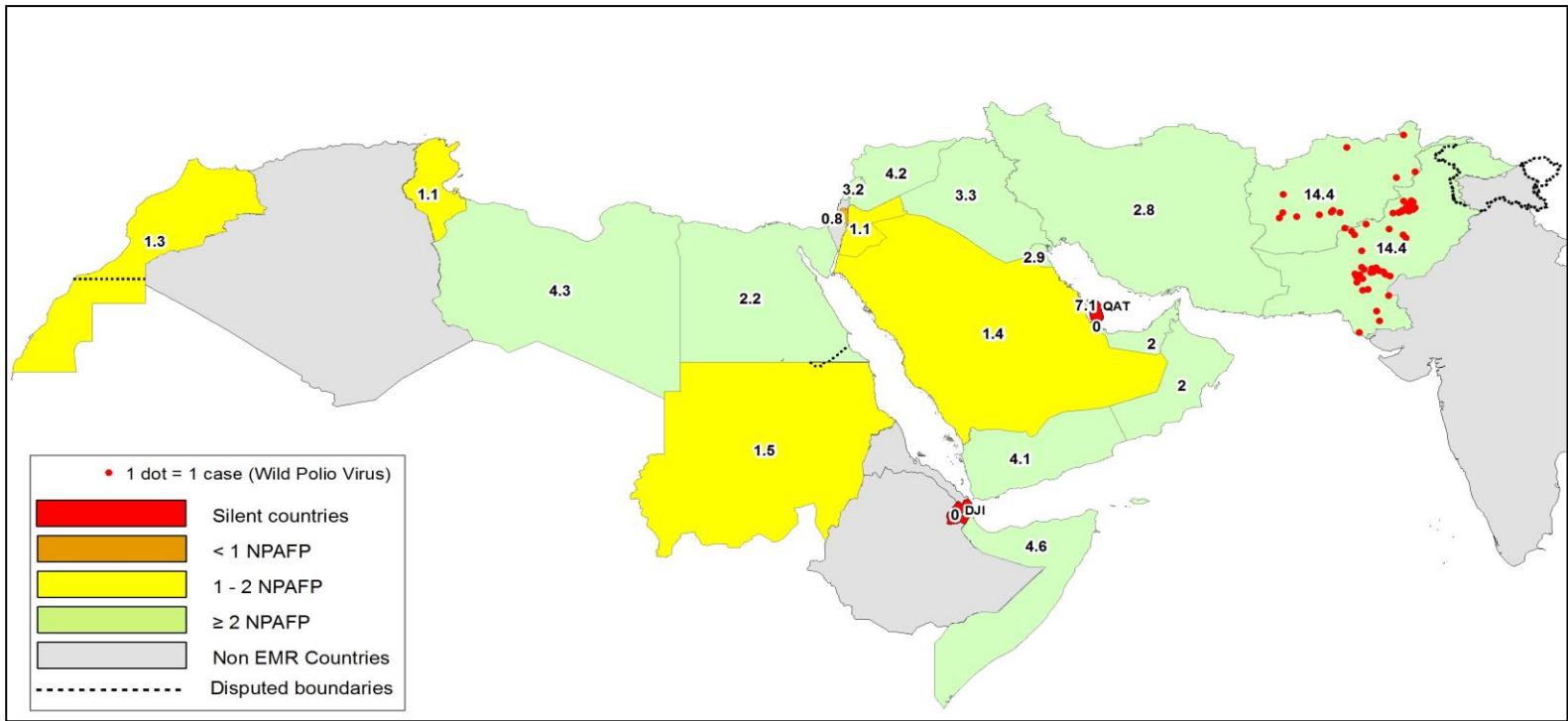


Figure 2: Percent of AFP cases with Adequate Samples & Compatible Cases in EMR 01/01/2020 - 14/06/2020

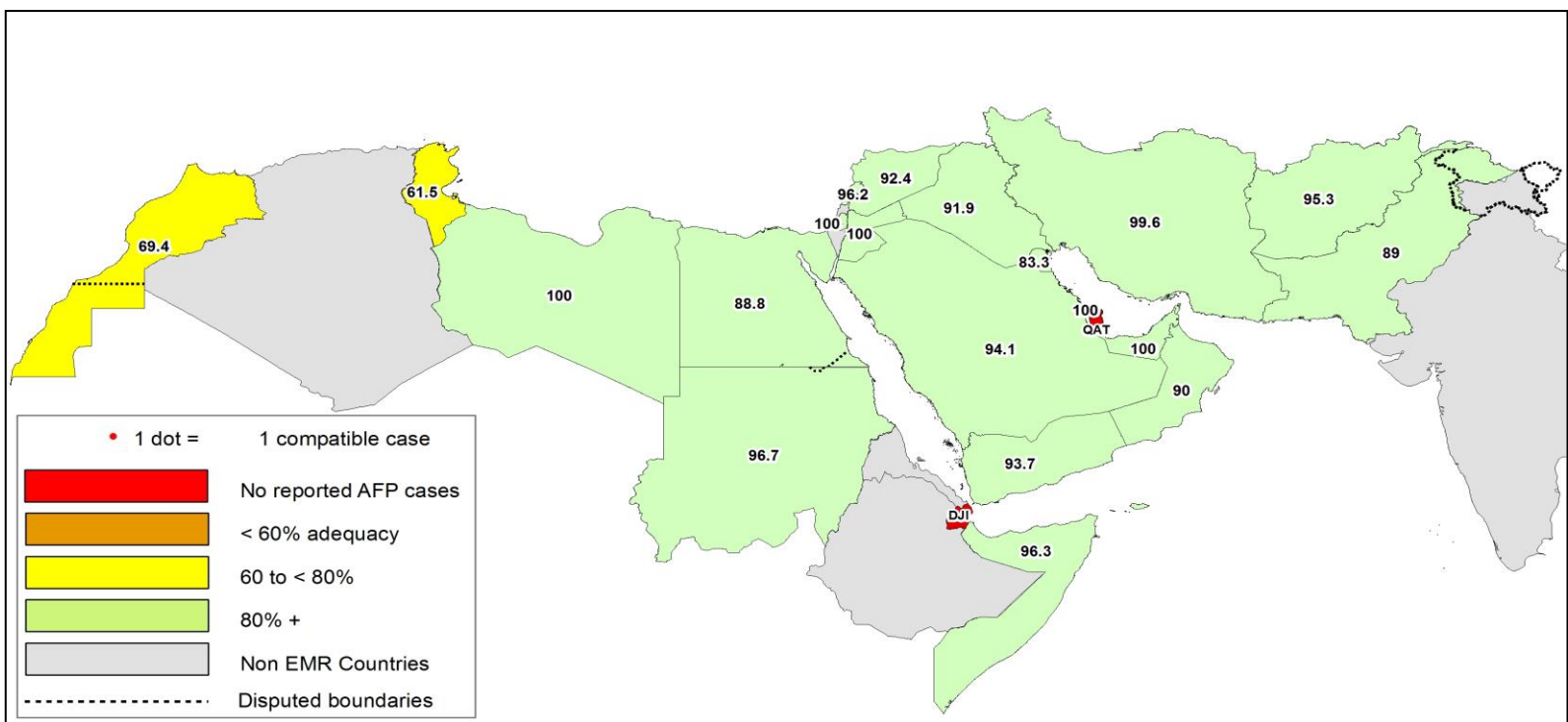


Table 8: Wild polio cases by country and date of onset of paralysis in EMR, 2019 - 2020

Year	COUNTRY	Count	First Case	Last Case
2020	AFG	16	4-Jan-20	11-May-20
	PAK	51	1-Jan-20	26-May-20
2020 Total		67	1-Jan-20	26-May-20
2019	AFG	29	4-Jan-19	7-Dec-19
	PAK	147	15-Jan-19	31-Dec-19
2019 Total		176	4-Jan-19	31-Dec-19

Advance notification of 3 new WPV1 cases from Afghanistan from Hilmarnd, Kandahar and Farah provinces with dates of onset in May 2020 - details will be shared in next bulletin

Figure 3: Non Polio AFP rate by Province in Afghanistan & by District in Pakistan 01/01/2020 - 14/06/2020

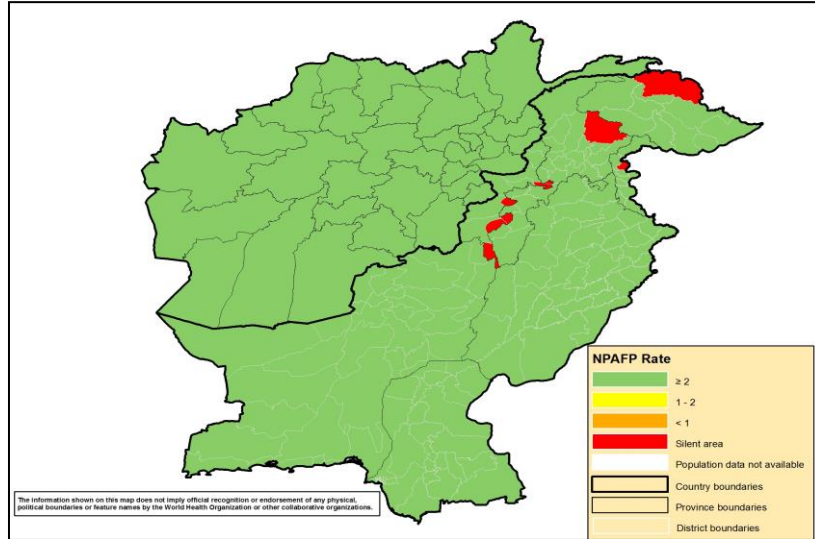


Figure 4: Percent of AFP cases with Adequate Samples in Afghanistan by Province & Pakistan by District 01/01/2020 - 14/06/2020

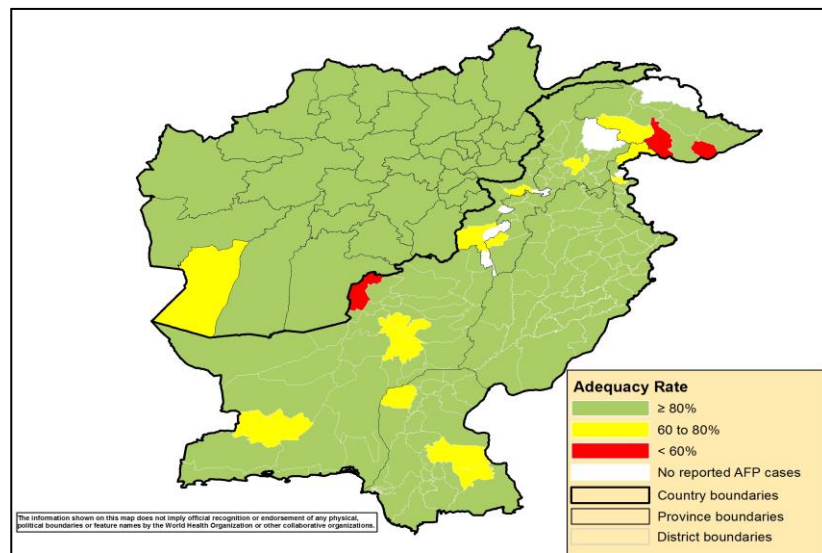
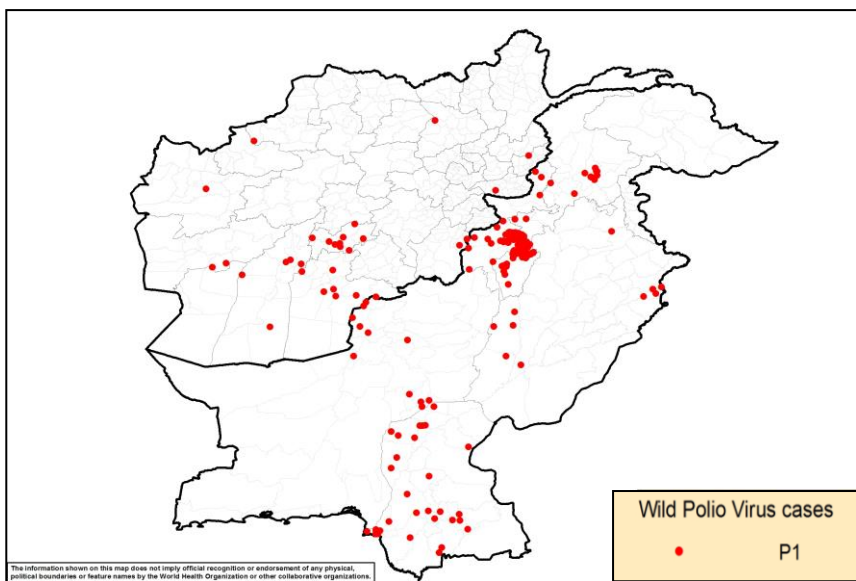
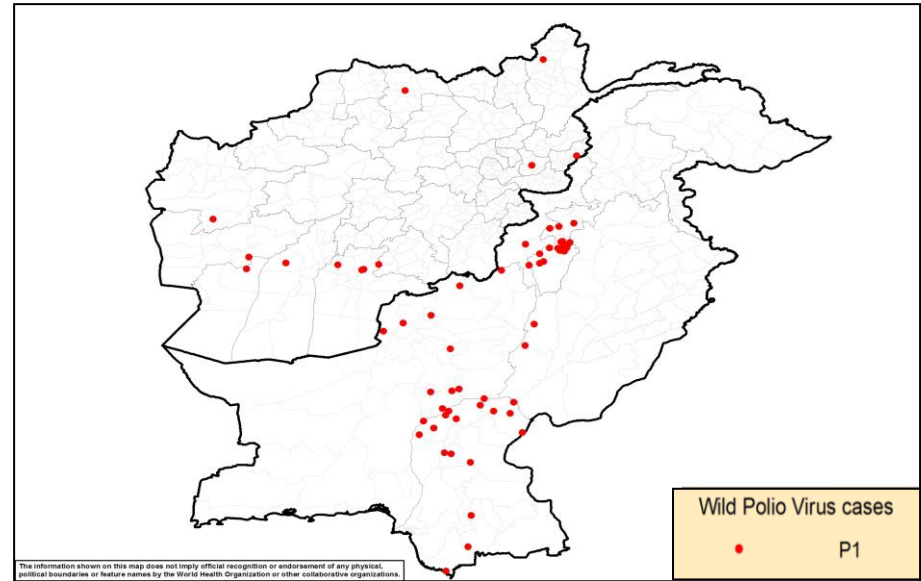


Figure 5: Wild Virus Cases by Type & District in Afghanistan & Pakistan

5(a) 01/01/2019 - 31/12/2019



5(b) 01/01/2020 - 14/06/2020



World Health Organization – Regional Office for Eastern Mediterranean

AFP SURVEILLANCE

Week 24, ending 14 June 2020

15-Jun-20

Number 1132

Table 9: Wild Polio cases by district and date of onset of paralysis, Afghanistan 2019-2020

ONSETYR	PROVINCE	DISTRICT	Count	First case	Last case	
2020	BALKH	DEHDADI	1	15-Mar-20	15-Mar-20	
	HIRAT	SHINDAND	1	21-Mar-20	21-Mar-20	
	FARAH	ANARDARA	1	6-May-20	6-May-20	
		BAKWA	1	4-Feb-20	4-Feb-20	
	KUNAR	SHIGAL WA SHELTA	1	5-Mar-20	5-Mar-20	
	LAGHMAN	MEHTARLAM	1	10-Feb-20	10-Feb-20	
	KANDAHAR	SHAHWALIKOT	2	4-Mar-20	22-Mar-20	
		GHORAK	1	19-Mar-20	19-Mar-20	
	ZABUL	MIZAN	1	21-Jan-20	21-Jan-20	
	HILMAND	NAWZAD	1	11-May-20	11-May-20	
		SANGIN	1	7-May-20	7-May-20	
		NAD-E-ALI	1	1-May-20	1-May-20	
		WASHER	1	4-Jan-20	4-Jan-20	
	NIMROZ	KHASHROD	1	28-Feb-20	28-Feb-20	
	BADAKHSHAN	YAWAN	1	10-Mar-20	10-Mar-20	
2020 Total			16	4-Jan-20	11-May-20	
2019	HIRAT	PASHTUNZARGHUN	1	19-Nov-19	19-Nov-19	
	FARAH	BAKWA	2	14-Nov-19	25-Nov-19	
	BADGHIS	BALAMURGHAB	1	17-Oct-19	17-Oct-19	
	NANGARHAR	KHOGYANI	1	18-Sep-19	18-Sep-19	
	KUNAR	WATAPUR	1	8-May-19	8-May-19	
	PAKTIKA	BERMEL	2	15-Sep-19	28-Sep-19	
		SHAHWALIKOT	1	7-Dec-19	7-Dec-19	
	KANDAHAR	SPINBOLDAK	2	4-Jan-19	22-Nov-19	
		KANDAHAR	2	17-Aug-19	10-Nov-19	
		GHORAK	1	12-Jan-19	12-Jan-19	
		GARMSER	1	26-May-19	26-May-19	
	HILMAND	MUSAQALAH	1	5-May-19	5-May-19	
		NAWZAD	1	3-Apr-19	3-Apr-19	
		WASHER	1	23-Mar-19	23-Mar-19	
		SANGIN	1	6-Mar-19	6-Mar-19	
		KHASURUZGAN	1	2-Nov-19	2-Nov-19	
	URUZGAN	TIRINKOT	4	19-May-19	2-Aug-19	
		CHORA	3	20-Mar-19	23-Jul-19	
		SHAHID-E-HASSAS	1	25-Feb-19	25-Feb-19	
		PUL-E- KHUMRI	1	14-Nov-19	14-Nov-19	
	2019 Total			29	4-Jan-19	7-Dec-19

Table 10: Wild Polio cases by district and date of onset of paralysis, Pakistan 2019-2020

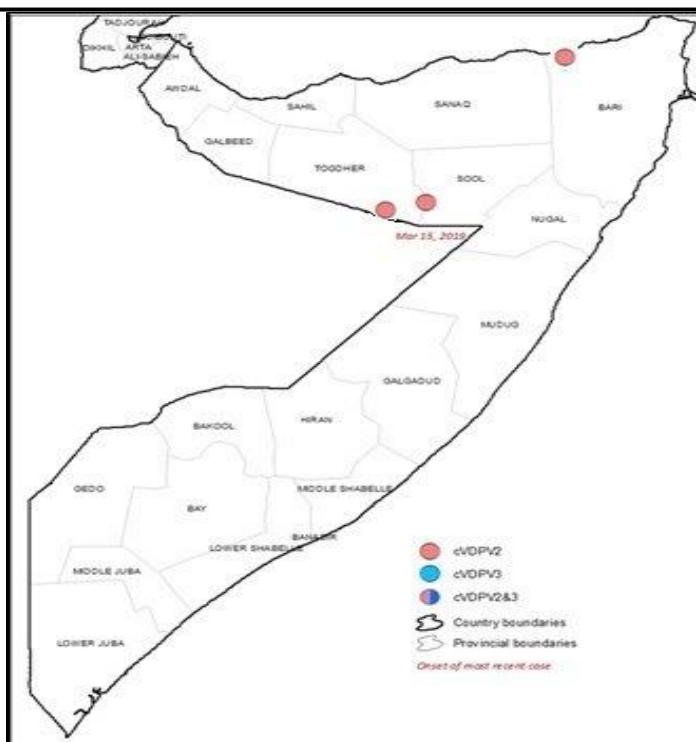
ONSETYR	PROVINCE	DISTRICT	Count	First case	Last case	
2020	KHYBER PAKHTUNKHWA	BANNU	1	27-Apr-20	27-Apr-20	
		TANK	4	11-Jan-20	15-Mar-20	
		KARAK	2	20-Jan-20	13-Mar-20	
		LAKKIMRWT	12	2-Jan-20	9-Mar-20	
		WAZIR-S	1	21-Feb-20	21-Feb-20	
	BALOCHISTAN	PISHIN	3	31-Jan-20	26-May-20	
		KABDULAH	1	11-May-20	11-May-20	
		JHALMAGSI	1	19-Apr-20	19-Apr-20	
		ZHOB	2	22-Feb-20	13-Apr-20	
		NSIRABAD	2	3-Jan-20	13-Apr-20	
		JAFARABAD	1	12-Feb-20	12-Feb-20	
		SOHBATPUR	1	12-Feb-20	12-Feb-20	
		SIBI	1	7-Feb-20	7-Feb-20	
		DGKHAN	2	18-Jan-20	4-May-20	
		PUNJAB	KAMBAR	3	8-Jan-20	11-Apr-20
	GHOTKI		2	2-Mar-20	3-Apr-20	
	SINDH	KHARIPUR	1	2-Mar-20	2-Mar-20	
		JACOBABAD	3	7-Feb-20	16-Mar-20	
		NFEROZ	2	8-Feb-20	22-Feb-20	
		SHIKARPUR	1	11-Feb-20	11-Feb-20	
		KASHMORE	2	16-Jan-20	3-Feb-20	
		T.ALLAHYAR	1	7-Jan-20	7-Jan-20	
		SUJAWAL	1	7-Jan-20	7-Jan-20	
BADIN		1	1-Jan-20	1-Jan-20		
2020 Total				51	1-Jan-20	26-May-20
2019		KHYBER PAKHTUNKHWA	LAKKIMRWT	32	27-May-19	31-Dec-19
	DIKHAN		4	5-May-19	21-Dec-19	
	MCHMAND		1	20-Dec-19	20-Dec-19	
	TANK		6	11-Oct-19	18-Dec-19	
	BANNU		26	15-Jan-19	30-Nov-19	
	SWABI		1	17-Nov-19	17-Nov-19	
	WAZIR-N		9	4-Apr-19	10-Oct-19	
	TORGHAR		7	25-May-19	13-Sep-19	
	WAZIR-S		1	20-Aug-19	20-Aug-19	
	HANGU		2	20-Jan-19	28-Jul-19	
	CHARSADA		1	21-Jul-19	21-Jul-19	
	SHANGLA		1	18-May-19	18-May-19	
	KHYBER		1	14-Feb-19	14-Feb-19	
	BAJOUR		1	18-Jan-19	18-Jan-19	
	BALOCHISTAN		KABDULAH	5	9-Jun-19	31-Dec-19
		JAFARABAD	3	28-May-19	18-Dec-19	
		NSIRABAD	1	5-Dec-19	5-Dec-19	
		MASTUNG	1	18-Nov-19	18-Nov-19	
		HARNAI	1	27-Sep-19	27-Sep-19	
		QUETTA	1	6-Jul-19	6-Jul-19	
	PUNJAB	LAHORE	5	20-Jan-19	28-Dec-19	
		DGKHAN	4	2-Dec-19	25-Dec-19	
		OKARA	1	8-Dec-19	8-Dec-19	
		MUZFARGARH	1	26-Nov-19	26-Nov-19	
		JHELUM	1	21-Jun-19	21-Jun-19	
	SINDH	THATTA	1	26-Dec-19	26-Dec-19	
		DADU	2	6-Dec-19	26-Dec-19	
		LARKANA	3	17-Apr-19	24-Dec-19	
		JAMSHORO	3	23-Aug-19	22-Dec-19	
		JACOBABAD	1	19-Dec-19	19-Dec-19	
		MIRPURKHAS	4	17-Nov-19	18-Dec-19	
		KAMBAR	3	2-Nov-19	14-Dec-19	
		BADIN	1	28-Nov-19	28-Nov-19	
		T.ALLAHYAR	1	10-Nov-19	10-Nov-19	
		KHIKAMARI	1	29-Oct-19	29-Oct-19	
		SUKKUR	1	27-Oct-19	27-Oct-19	
		KHIJAMSHEED	1	24-Oct-19	24-Oct-19	
		SBENAZIRABAD	1	19-Oct-19	19-Oct-19	
		SUJAWAL	1	25-Sep-19	25-Sep-19	
		KHIORANGI	2	20-Aug-19	26-Aug-19	
		HYDERABAD	2	20-Jul-19	5-Aug-19	
		KHIGIOBAL	1	29-Apr-19	29-Apr-19	
	KHILAYARI	1	25-Feb-19	25-Feb-19		
2019 Total			147	15-Jan-19	31-Dec-19	

Table 11: Circulating VDPV cases and date of onset of paralysis in EMR countries by districts 2019-2020

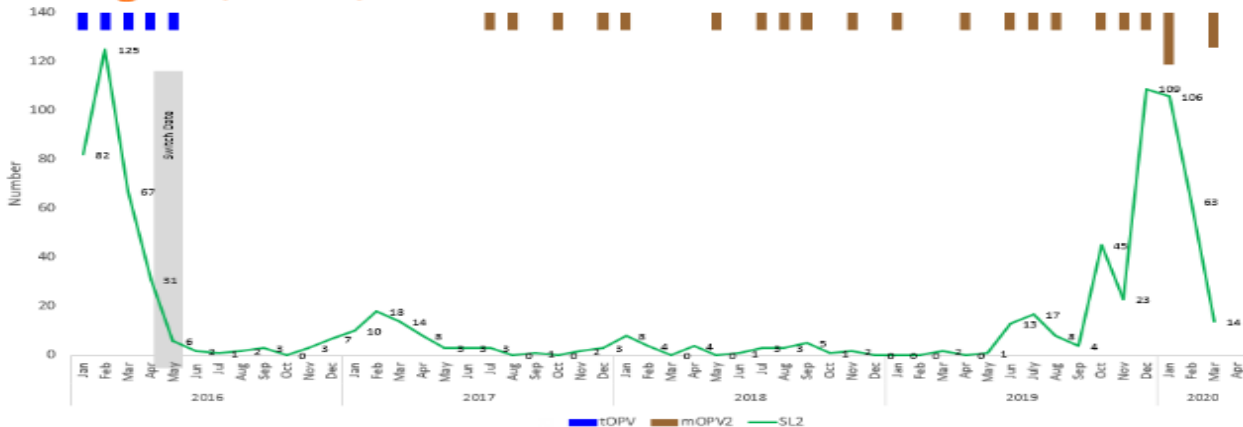
COUNTRY	YEAR	PROVINCE	DISTRICT	Count	First Case	Last Case			
AFG	2020	KUNAR	NURGAL	1	6-Apr-20	6-Apr-20			
			BEHSUD	1	28-Apr-20	28-Apr-20			
		NANGARHAR	RODAT	1	18-Apr-20	18-Apr-20			
			LALPUR	1	30-Apr-20	30-Apr-20			
			BATIKOT	1	5-Feb-20	5-Feb-20			
			SHINWAR	2	27-Mar-20	30-Apr-20			
			Muhmand Dara	2	6-Apr-20	27-Apr-20			
			Kama	2	4-Apr-20	30-Apr-20			
			Dehbala	1	18-Apr-20	18-Apr-20			
			Dar-e-Nur	1	16-Apr-20	16-Apr-20			
SINDH	KHISITE	1	2-May-20	2-May-20					
BALUCHISTAN	QUETTA	1	29-Feb-20	29-Feb-20					
PAK	2020	PUNJAB	RAWALPINDI	1	18-Jan-20	18-Jan-20			
			FAISALABAD	3	5-Feb-20	14-Mar-20			
			DIRUPPER	1	12-Apr-20	12-Apr-20			
		KHYBER PAKHTUNKHWA	WAZIR-S	1	21-Mar-20	21-Mar-20			
			PESHAWAR	6	2-Jan-20	10-Apr-20			
			BAJOUR	3	3-Jan-20	30-Jan-20			
			KHYBER	15	12-Jan-20	1-Mar-20			
			NOWSHERA	4	18-Jan-20	1-Mar-20			
			LAKKI MARWAT	5	27-Jan-20	26-Feb-20			
			MARDAN	1	2-Jan-20	2-Jan-20			
			DIR LOWER	3	2-Feb-20	25-Mar-20			
			BANNU	2	3-Jan-20	13-Feb-20			
			Total 2020				60	2-Jan-20	2-May-20
			PAK	2019	PUNJAB	GUJRANWALA	1	22-Nov-19	22-Nov-19
						KHYBER	3	12-Dec-19	28-Dec-19
MOHMAND	3	12-Dec-19				21-Dec-19			
KHYBER PAKHTUNKHWA	BAJOUR	1			1-Dec-19	1-Dec-19			
	PESHAWAR	1			8-Dec-19	8-Dec-19			
	LAKKI MARWAT	1			13-Dec-19	13-Dec-19			
	CHARSADA	1			3-Nov-19	3-Nov-19			
	KOHISTANUPPER	1			27-Oct-19	27-Oct-19			
	KOHISTANLOWER	2			6-Oct-19	11-Oct-19			
	TORGHAR	3			4-Sep-19	17-Dec-19			
	ISLAMABAD	CDA			1	11-Sep-19	11-Sep-19		
	GILGIT BALTISTAN	DIAMER			4	7-Jul-19	28-Aug-19		
	SOM	BARI			BOSSASO	1	8-May-19	8-May-19	
		TOGDHER			BUHODLE	1	21-Apr-19	21-Apr-19	
		SOOL			LAS ANOD	1	15-Mar-19	15-Mar-19	
Total 2019				25	15-Mar-19	28-Dec-19			

Advance notification of 4 new cVDPV2 cases from Afghanistan from Nangarhar and Kunar provinces with dates of onset in May 2020 - details will be shared in next bulletin

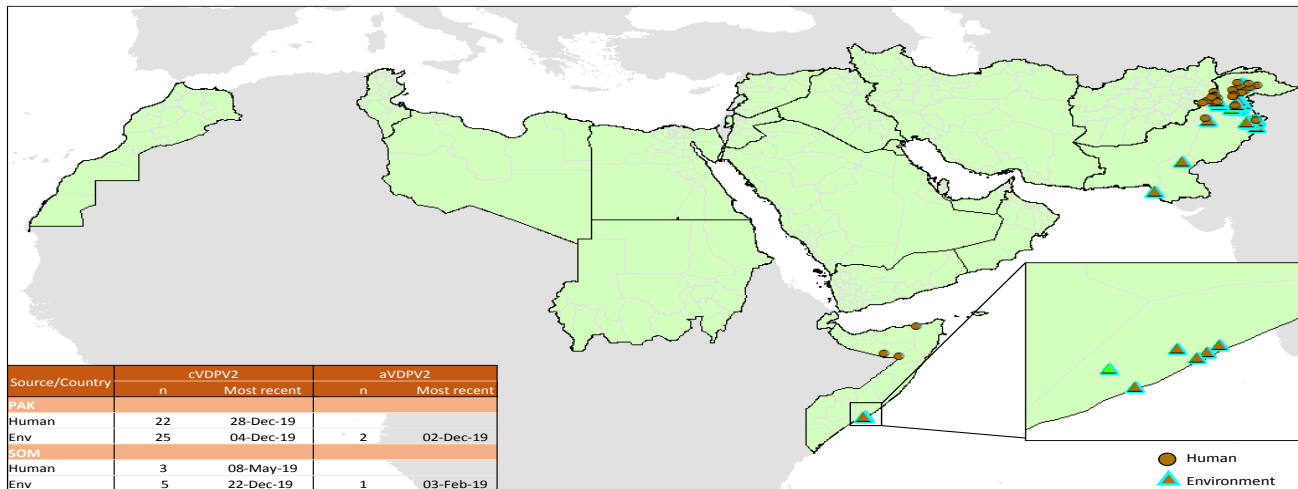
Figure 6: Somalia cVDPV cases by type and district 01/01/2019 - 31/12/2019



Sabin like type-2 poliovirus isolates (H&E) and vaccine types used during SIAs, EMRO, 2016 to 2020



VDPV2 isolates, EMR countries, 2019



VDPV2 isolates, EMR countries, 2020

